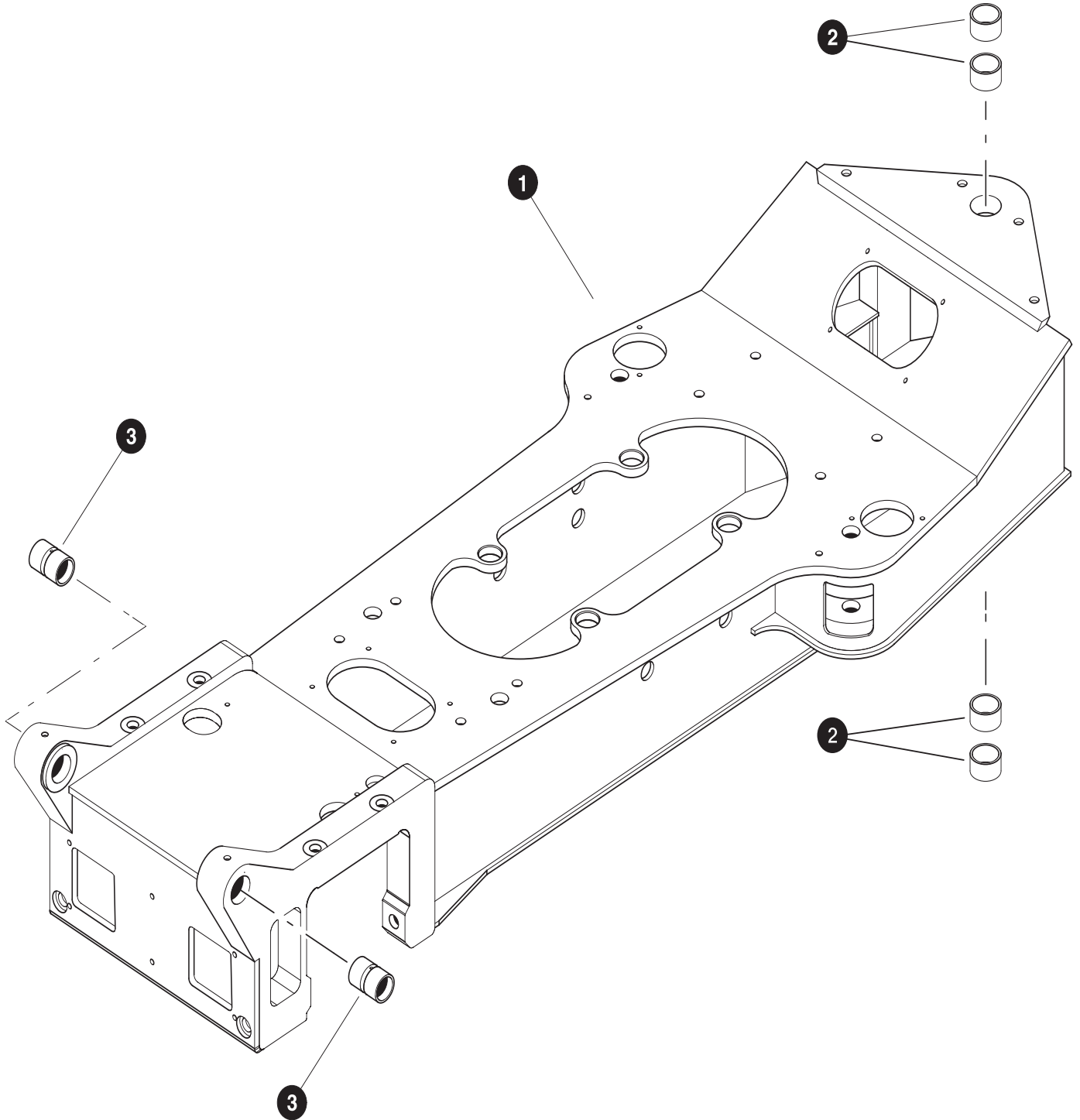


Section FR-1

TF 820 E Rear Frame - Structural / Covers / Pins

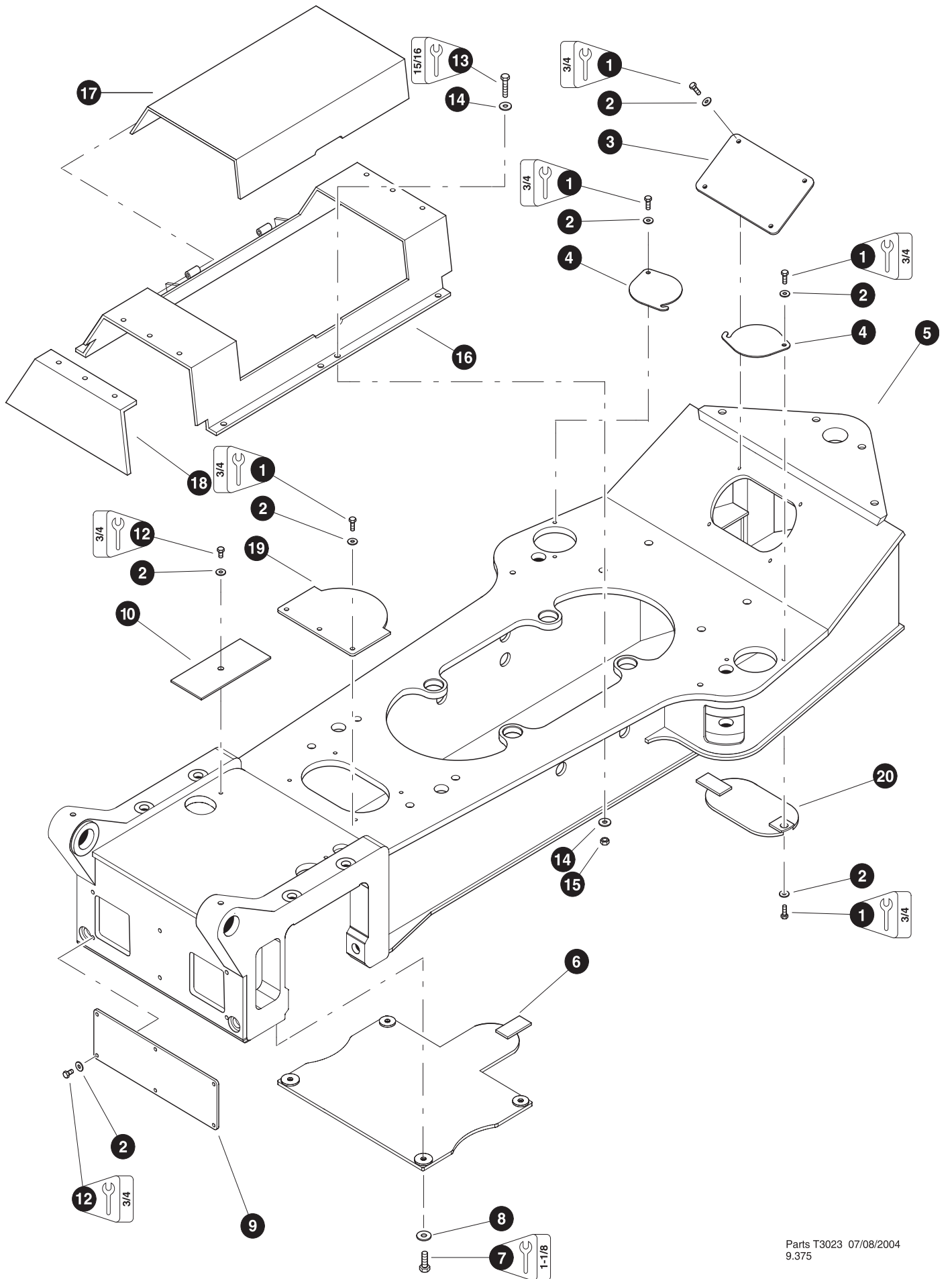


Parts T2960 03/08/2004
9.375

REAR FRAME COMPONENTS



REF	PART #	QTY	DESCRIPTION	SEE SECTION
1	50960-FR	1	<input type="checkbox"/> REAR FRAME WELDMENT (<i>Standard length</i>)	
	50961-FR	1	<input type="checkbox"/> REAR FRAME WELDMENT (<i>24" longer</i>)	
	51383-FR	1	<input type="checkbox"/> REAR FRAME WELDMENT (<i>48" longer</i>)	
2	23104-FR	4	BUSHING - 3-1/2" x 1-1/2"	
3	11704-FR	2	BUSHING - 2-1/2" x 4-1/4"	



- Kit or Assembly - includes all items indented underneath.

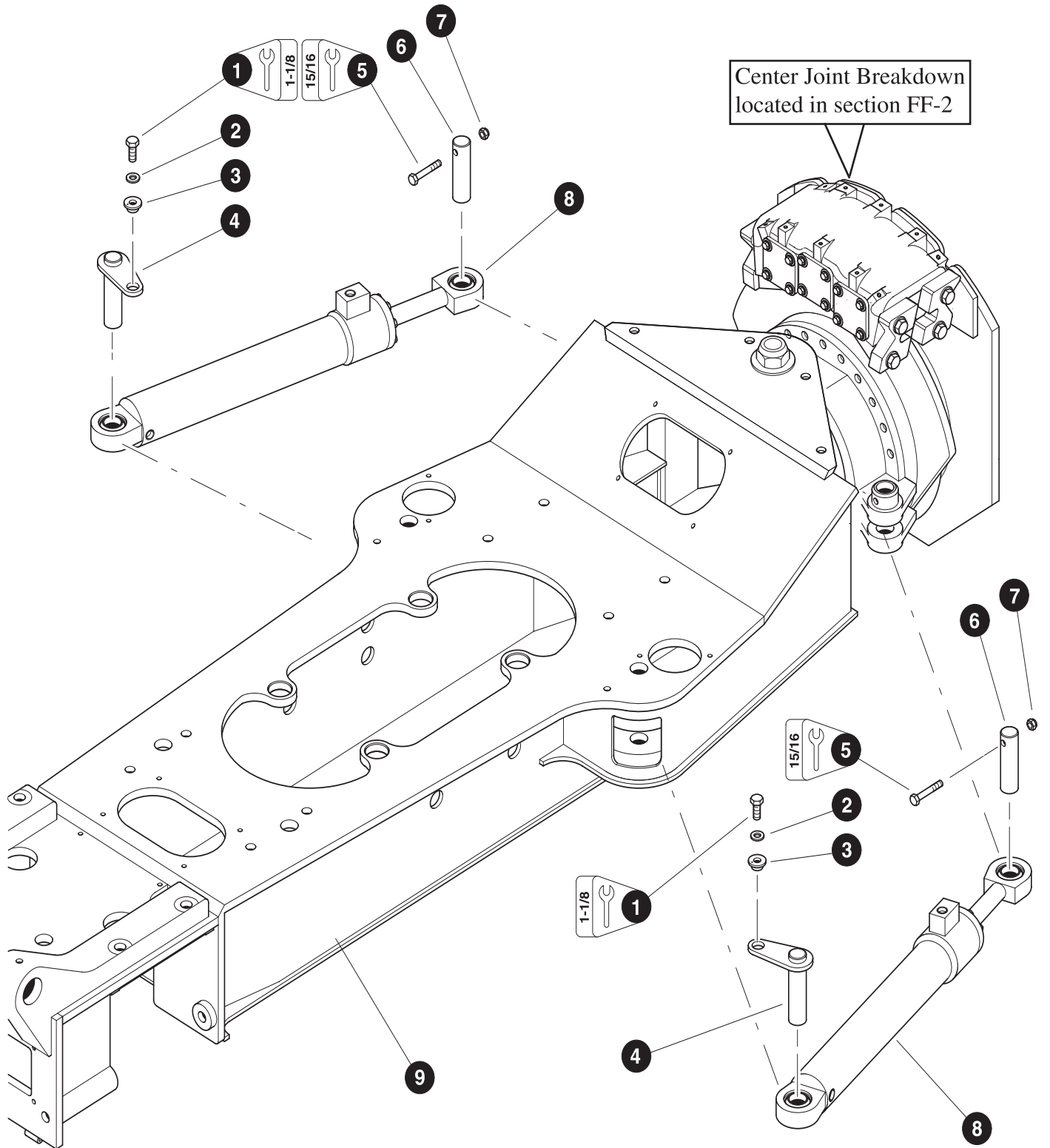


Parts T3023 07/08/2004
9.375

REAR FRAME ACCESS COVERS


REF	PART #	QTY	DESCRIPTION	SEE SECTION
1	10739-FR	30	BOLT - 1/2" x 1-1/2"	
2	15534-FR	39	WASHER, SAE flat - 1/2"	
3	19395-FR	1	COVER, access - steerbox / axle	
4	12150-FR	2	COVER, access - steer cylinder	
5	REF.	1	 REAR FRAME WELDMENT	FR-1
6	51415-FR	1	COVER, access - rear frame axle (<i>Lower</i>)	
7	10835-FR	2	BOLT - 1/2" x 4-1/2"	
8	10815-FR	2	NUT, lock - 1/2"	
9	80316-FR	1	COVER, access - axle box end	
10	42162-FR	2	COVER, access - rear frame axle top	
11	19394-FR	1	COVER, access - driveshaft	
12	10783-FR	9	BOLT - 1/2" x 1"	
13	15681-FR	8	BOLT, 5/8 X 2.25"	
14	10771-FR	16	WASHER, SAE flat - 5/8	
15	10816-FR	8	NUT, LOCK 5/8	
-	51553-FR	1	 GUARD, GEARBOX (complete assembly)	
16	51554-FR	1	GUARD, GEARBOX (Frame)	
17	51555-FR	1	GUARD, GEARBOX (Cover)	
18	51556-FR	1	GUARD, end cap (Optional - used when no bunks are installed or custom bunks are used)	
19	42166-FR	1	COVER, access - rear frame top	
20	40983-FR	1	COVER, access - rear frame bottom (standard frame)	
-	40988-FR	1	COVER, access - rear frame bottom (2' longer frame)	
-	42163-FR	1	COVER, access - rear frame bottom (4' longer frame)	

-  See referenced page for component or assembly breakdown.
-  Kit or Assembly - includes all items indented underneath.



Parts T2803 08/08/03
9.375

STEER CYLINDER INSTALLATION

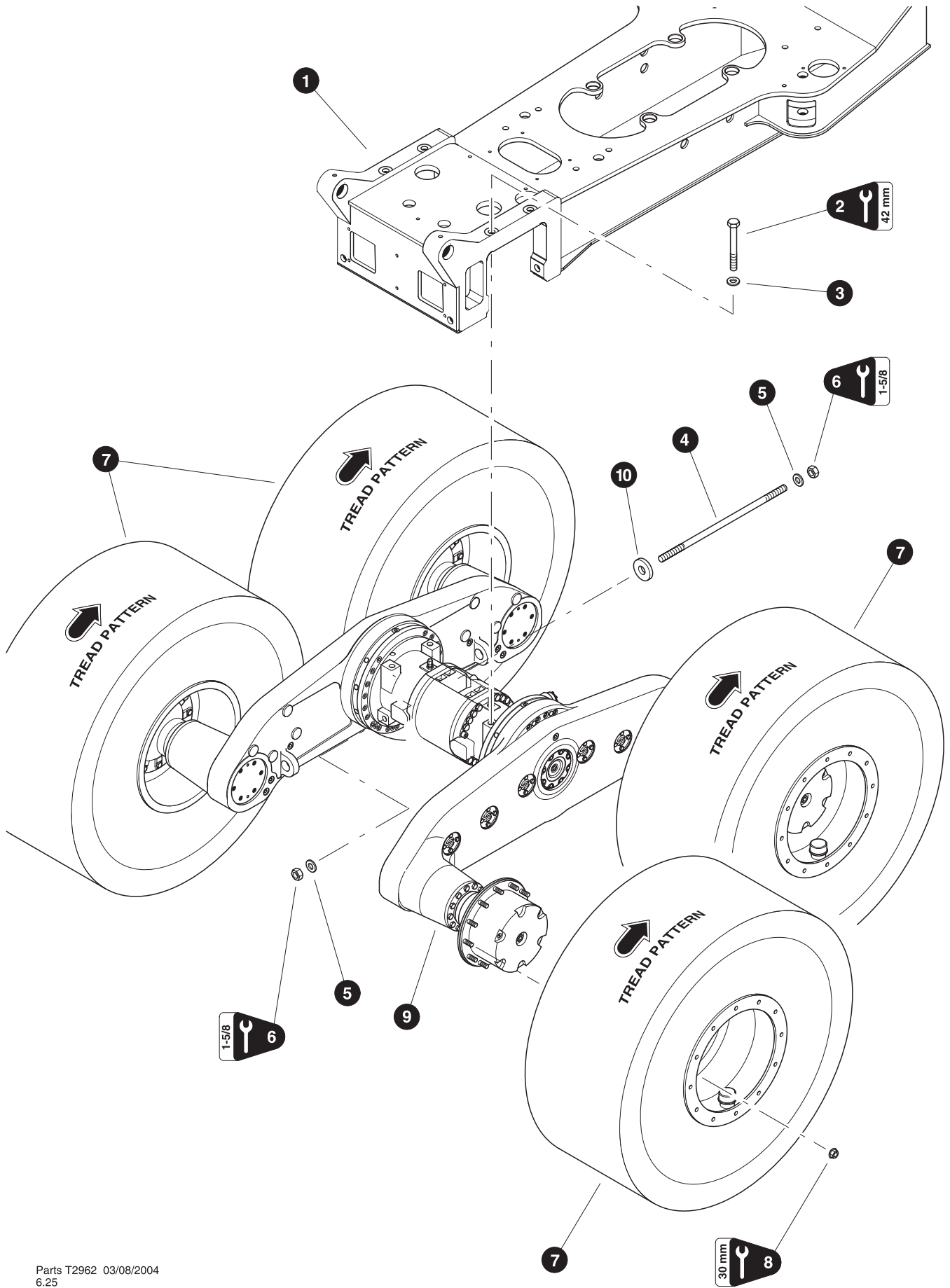
REF	PART #	QTY	DESCRIPTION	SEE SECTION
1	15549-FR	2	BOLT - 3/4" x 2"	
2	15550-FR	2	WASHER, SAE flat - 3/4"	
3	18570-FR	2	WASHER, pin retaining	
4	80769-FR	2	PIN, steer cylinder mounting - base	
5	10719-FR	2	BOLT - 5/8" x 4"	
6	19448-FR	2	PIN, steer cylinder mounting - rod	
7	15563-FR	2	NUT, nylock - 5/8"	
8	REF.	2	 STEER CYLINDER	FR-4
9	REF.	1	REAR FRAME WELDMENT	FR-1

 See referenced page for component or assembly breakdown.

THIS PAGE LEFT BLANK FOR NOTES




Section FR-2

TF 830, 840 Rear Frame - Frame & Drivetrain Installation

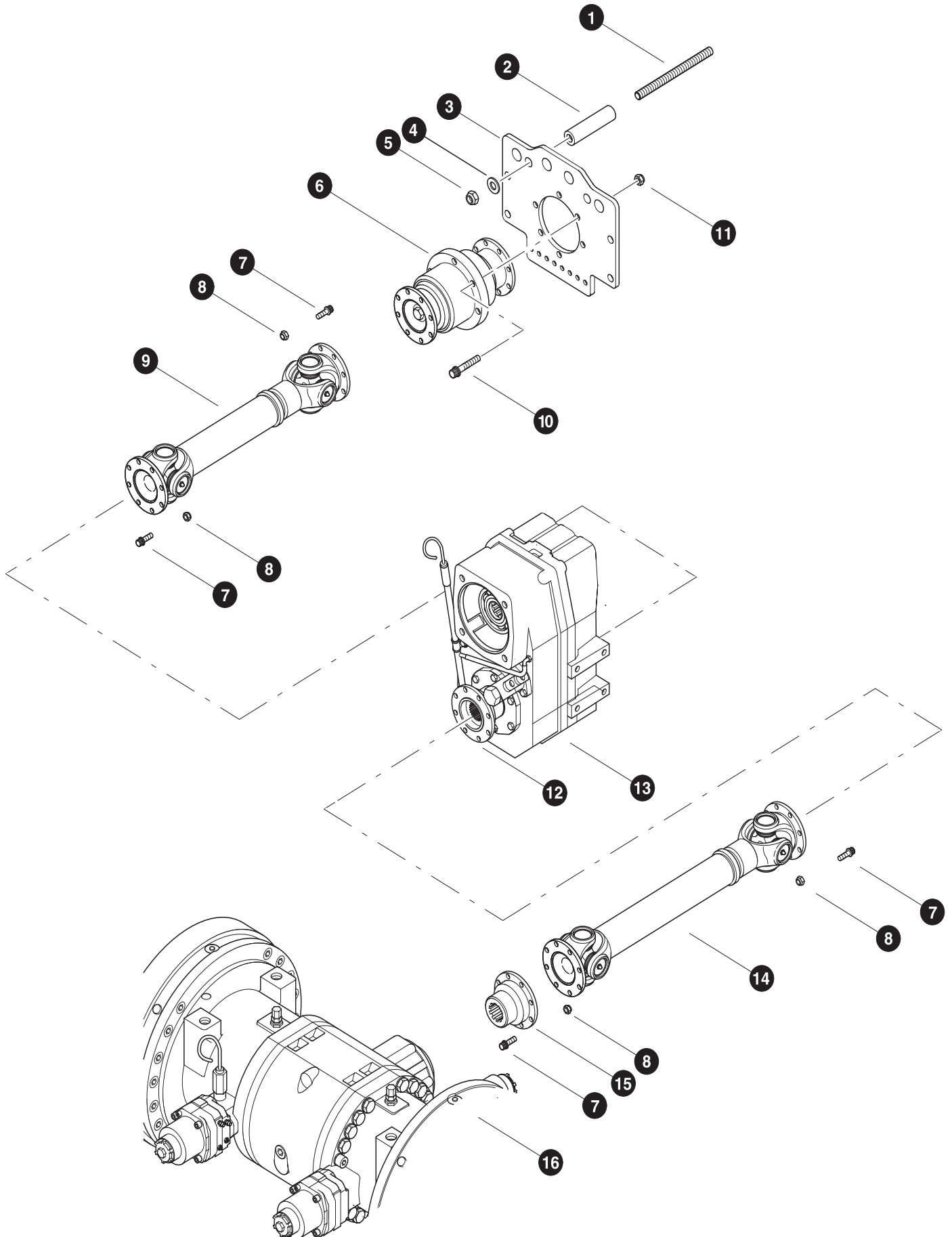


Parts T2962 03/08/2004
6.25

REAR AXLE INSTALLATION (Machines Built After 12/01/03)

REF	PART #	QTY	DESCRIPTION	SEE SECTION
1	REF.	1	 REAR FRAME WELDMENT	FR-1
2	23567-FR	4	BOLT - 30mm-3.5P x 220mm (Torque to 1100 ft.lbs. (1465 Nm))	
3	23568-FR	4	WASHER, hardened flat - 30mm	
4	23851-FR	2	STUD - 1.25"- 7 X 31" (Torque to 1200 ft.lbs. (1600 Nm))	
5	22531-FR	4	WASHER, SAE flat - 1-1/4"	
6	23989-FR	4	NUT, lock - 1-1/4"	
7	REF.	4	 WHEEL ASSEMBLY	AX-5
8	19361-FR	48	NUT, lug (Torque to 600 ft.lbs. (800 Nm))	
9	REF.	1	 REAR AXLE	AX-1
10	24003-FR	2	SPACER, axle spreader box	

 See referenced page for component or assembly breakdown.



Parts T2805 08/08/03
12.50

DRIVE SHAFT INSTALLATION (NAF 2-SPEED SHAFTS) (STANDARD FRAME)

REF	PART #	QTY	DESCRIPTION	SEE SECTION
1	26037-FR	4	STUD, 3/4 X 8.5 (see note #2)	
2	80721-FR	4	SPACER	
3	42290-FR	1	BRACKET, bearing mount	
4	15550-FR	4	WASHER, SAE flat 3/4	
5	10817-FR	4	NUT, lock - 3/4"	
6	25218-FR	1	IDLER, driveshaft (HD)	
7	50261-FR	32	BOLT, 12 point - 12mm-1.75P x 35mm (See Note #1 Below)	
8	50262-FR	32	NUT, lock - 12mm	
9	50791-FR	1	<input type="checkbox"/> DRIVE SHAFT (Gearbox to Center) (469284-61)	
	50466-FR	2	KIT, CROSS & BEARING	
	50467-FR	2	YOKE, FLANGE (90mm)	
	50261-FR	16	BOLT, 12 point - 12mm-1.75P x 35mm (See Note #1 Below)	
	50262-FR	16	NUT, lock - 12mm	
10	50050-FR	6	BOLT, 12 point - 5/8" x 3" (See Note #1 Below) (Torque to 130 ft.lbs. (175 Nm))	
11	10816-FR	6	NUT, lock - 5/8"	
12	-FR	2	YOKE, HD flange - NAF gearbox (7521.238)	
13	REF.	1	<input type="checkbox"/> GEARBOX ASSY. AX-4	
14	50791-FR	1	<input type="checkbox"/> DRIVE SHAFT (Gearbox to Center) (469284-61)	
	50466-FR	2	KIT, CROSS & BEARING	
	50467-FR	2	YOKE, FLANGE (90mm)	
	50261-FR	16	BOLT, 12 point - 12mm-1.75P x 35mm (See Note #1 Below)	
	50262-FR	16	NUT, lock - 12mm	
15	23997-FR	1	YOKE, companion flange - AXLE	
16	REF.	1	<input type="checkbox"/> AXEL ASSY..... AX-1-2	
17	42290-FR	1		

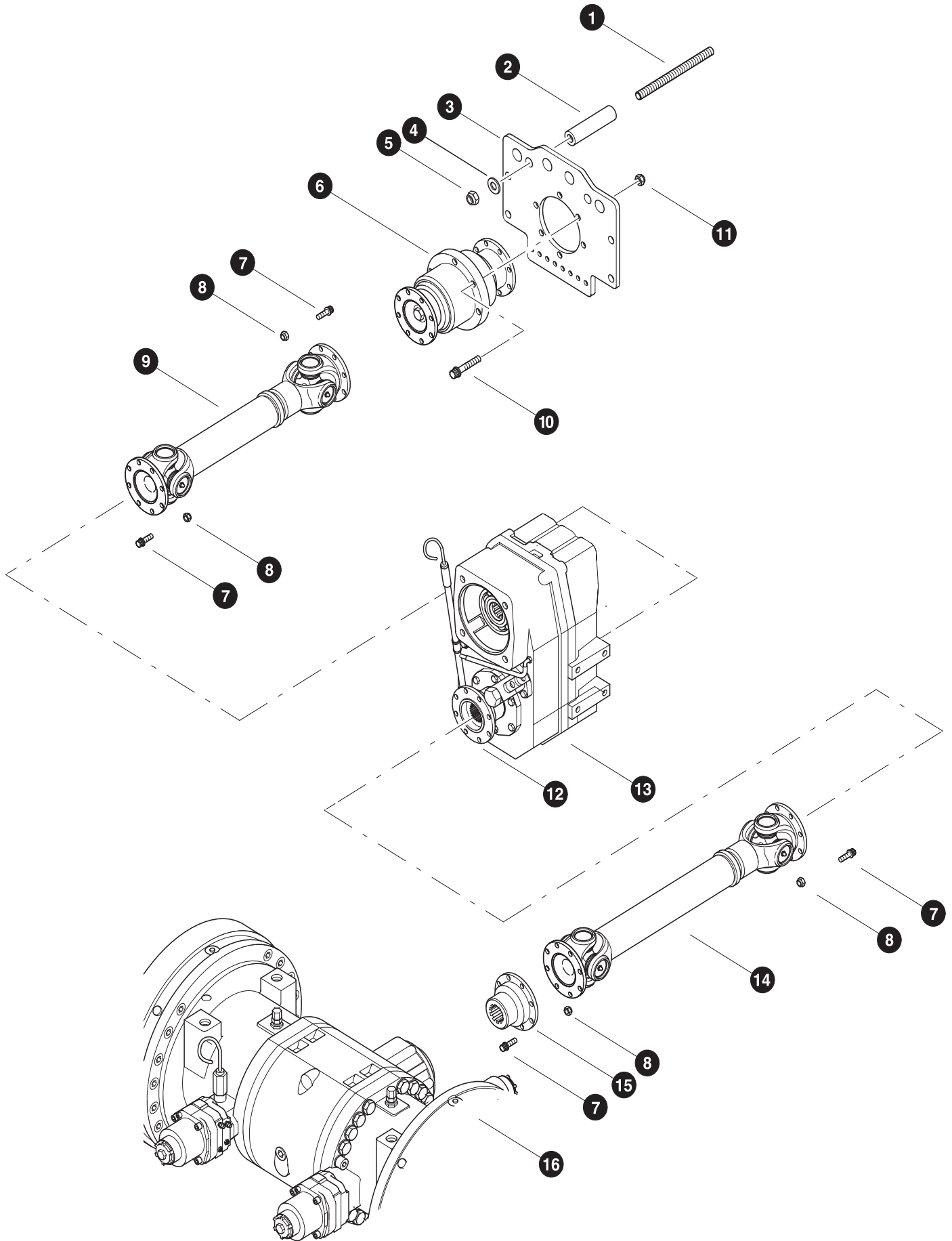
- See referenced page for component or assembly breakdown.
- Kit or Assembly - includes all items indented underneath.

Note #1:

Use Loctite 242 (blue) during installation.

Note #2:

Use Loctite 262 (red) during installation.



Parts T2805 08/08/03
12.50

DRIVE SHAFT INSTALLATION (NAF 2-SPEED SHAFTS) (2-FOOT LONGER FRAME)

REF	PART #	QTY	DESCRIPTION	SEE SECTION
1	26037-FR	4	STUD, 3/4 X 8.5 (see note #2)	
2	80721-FR	4	SPACER	
3	42290-FR	1	BRACKET, bearing mount	
4	15550-FR	4	WASHER, SAE flat 3/4	
5	10817-FR	4	NUT, lock - 3/4"	
6	25218-FR	1	IDLER, driveshaft (HD)	
7	50261-FR	32	BOLT, 12 point - 12mm-1.75P x 35mm (See Note #1 Below)	
8	50262-FR	32	NUT, lock - 12mm	
9	50791-FR	1	<input type="checkbox"/> DRIVE SHAFT (Gearbox to Center) (469284-61)	
	50466-FR	2	KIT, CROSS & BEARING	
	50467-FR	2	YOKE, FLANGE (90mm)	
	50261-FR	16	BOLT, 12 point - 12mm-1.75P x 35mm (See Note #1 Below)	
	50262-FR	16	NUT, lock - 12mm	
10	50050	6	BOLT, 12 point - 5/8" x 3" (See Note #1 Below) (Torque to 130 ft.lbs. (175 Nm))	
11	10816-FR	6	NUT, lock - 5/8"	
12	-FR	2	YOKE, HD flange - NAF gearbox (7521.238)	
13	REF.	1	<input type="checkbox"/> GEARBOX ASSY.	AX-4
14	51986-FR	1	<input type="checkbox"/> DRIVE SHAFT (Gearbox to Axle) (472672-61)	
	50466-FR	2	KIT, CROSS & BEARING	
	50467-FR	2	YOKE, FLANGE (90mm)	
	50261-FR	16	BOLT, 12 point - 12mm-1.75P x 35mm (See Note #1 Below)	
	50262-FR	16	NUT, lock - 12mm	
15	23997-FR	1	YOKE, companion flange - AXLE	
16	REF.	1	<input type="checkbox"/> AXEL ASSY.	AX-1-2

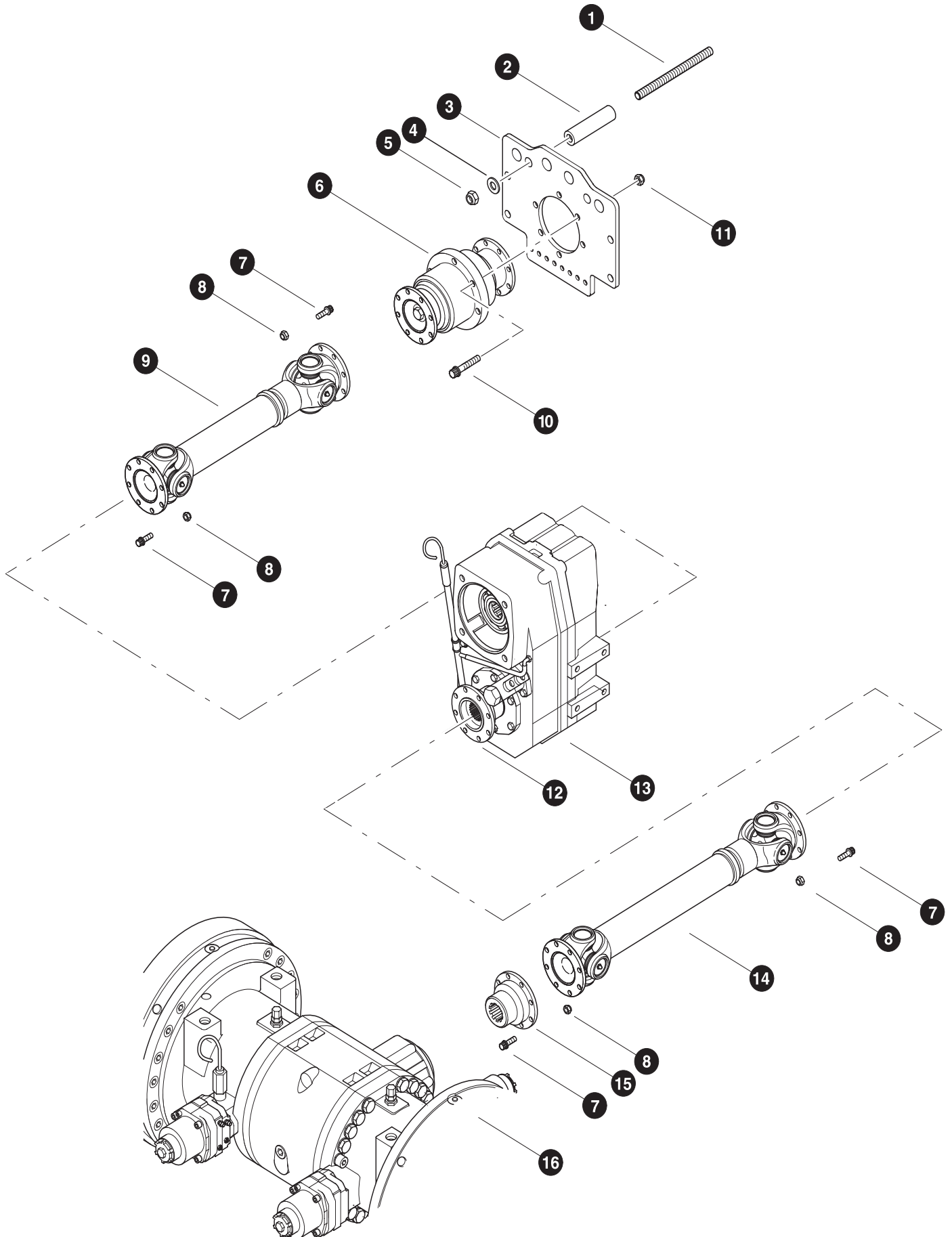
- See referenced page for component or assembly breakdown.
- Kit or Assembly - includes all items indented underneath.

Note #1:

Use Loctite 242 (blue) during installation.

Note #2:

Use Loctite 262 (red) during installation.



Parts T2805 08/08/03
12.50

DRIVE SHAFT INSTALLATION (NAF 2-SPEED SHAFTS) (4-FOOT LONGER FRAME)

REF	PART #	QTY	DESCRIPTION	SEE SECTION
1	26037-FR	4	STUD, 3/4 X 8.5 (see note #2)	
2	80721-FR	4	SPACER	
3	42290-FR	1	BRACKET, bearing mount	
4	15550-FR	4	WASHER, SAE flat 3/4	
5	10817-FR	4	NUT, lock - 3/4"	
6	25218-FR	1	IDLER, driveshaft (HD)	
7	50261-FR	32	BOLT, 12 point - 12mm-1.75P x 35mm (See Note #1 Below)	
8	50262-FR	32	NUT, lock - 12mm	
9	50791-FR	1	☐ DRIVE SHAFT (Gearbox to Center) (469284-61)	
	50466-FR	2	KIT, CROSS & BEARING	
	50467-FR	2	YOKE, FLANGE (90mm)	
	50261-FR	16	BOLT, 12 point - 12mm-1.75P x 35mm (See Note #1 Below)	
	50262-FR	16	NUT, lock - 12mm	
10	50050	6	BOLT, 12 point - 5/8" x 3" (See Note #1 Below) (Torque to 130 ft.lbs. (175 Nm))	
11	10816-FR	6	NUT, lock - 5/8"	
12	-FR	2	YOKE, HD flange - NAF gearbox (7521.238)	
13	REF.	1	📖 GEARBOX ASSY.	AX-4
14	---	1	☐ DRIVE SHAFT (Gearbox to Axle) (479637-61)	
	50466-FR	2	KIT, CROSS & BEARING	
	50467-FR	2	YOKE, FLANGE (90mm)	
	50261-FR	16	BOLT, 12 point - 12mm-1.75P x 35mm (See Note #1 Below)	
	50262-FR	16	NUT, lock - 12mm	
15	23997-FR	1	YOKE, companion flange - AXLE	
16	REF.	1	📖 AXEL ASSY.	AX-1-2

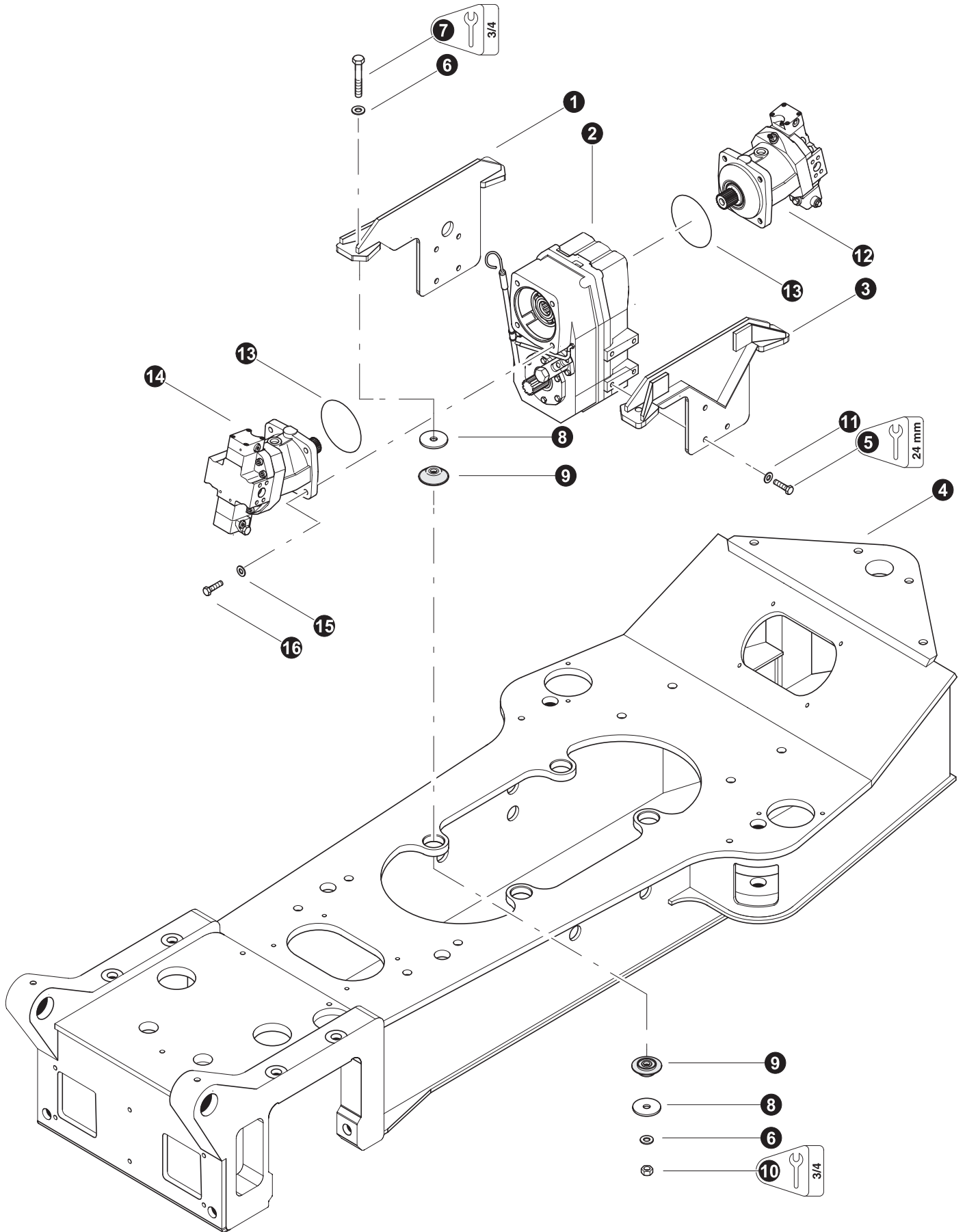
- 📖 See referenced page for component or assembly breakdown.
- ☐ Kit or Assembly - includes all items indented underneath.

Note #1:

Use Loctite 242 (blue) during installation.



Note #2:

Use Loctite 262 (red) during installation.



REAR FRAME GEARBOX MOUNTING

Hydraulic Motor and Gearbox Installation (NAF -DUAL MOTOR, 2 SPEED GEARBOX)

REF	PART #	QTY	DESCRIPTION	SEE SECTION
1	50830-FR	1	MOUNT, L.H. NAF 2 SPD 820 (REAR FRAME)	
2	REF.	1	 TRANSFER CASE.....	AX-4
3	50829-FR	1	MOUNT, R.H. NAF 2 SPD 820 (REAR FRAME)	
4	REF.	1	 REAR FRAME WELDMENT	FR-1
5	50382-FR	8	BOLT - 16mm 2.00 X 40mm <i>(Torque to 180 ft-lbs) (See Note #1 Below)</i>	
6	15550-FR	8	WASHER, SAE flat - 3/4"	
7	10844-FR	4	BOLT - 3/4" x 5"	
8	17918-FR	8	WASHER, isolator mount .875"	
9	17904-FR	8	ISOLATOR	
10	10817-FR	4	NUT, lock 3/4"	
11	10771-FR	8	WASHER, SAE flat - 5/8"	
14	20967-FR	2	O-RING, WHEEL DRIVE MOTOR PILOT (FWD)	
15	42110-FR	8	WASHER, FLAT - 20MM	
16	18525-FR	8	BOLT, - 20mm X 50 mm <i>(See Note #1 Below)</i>	

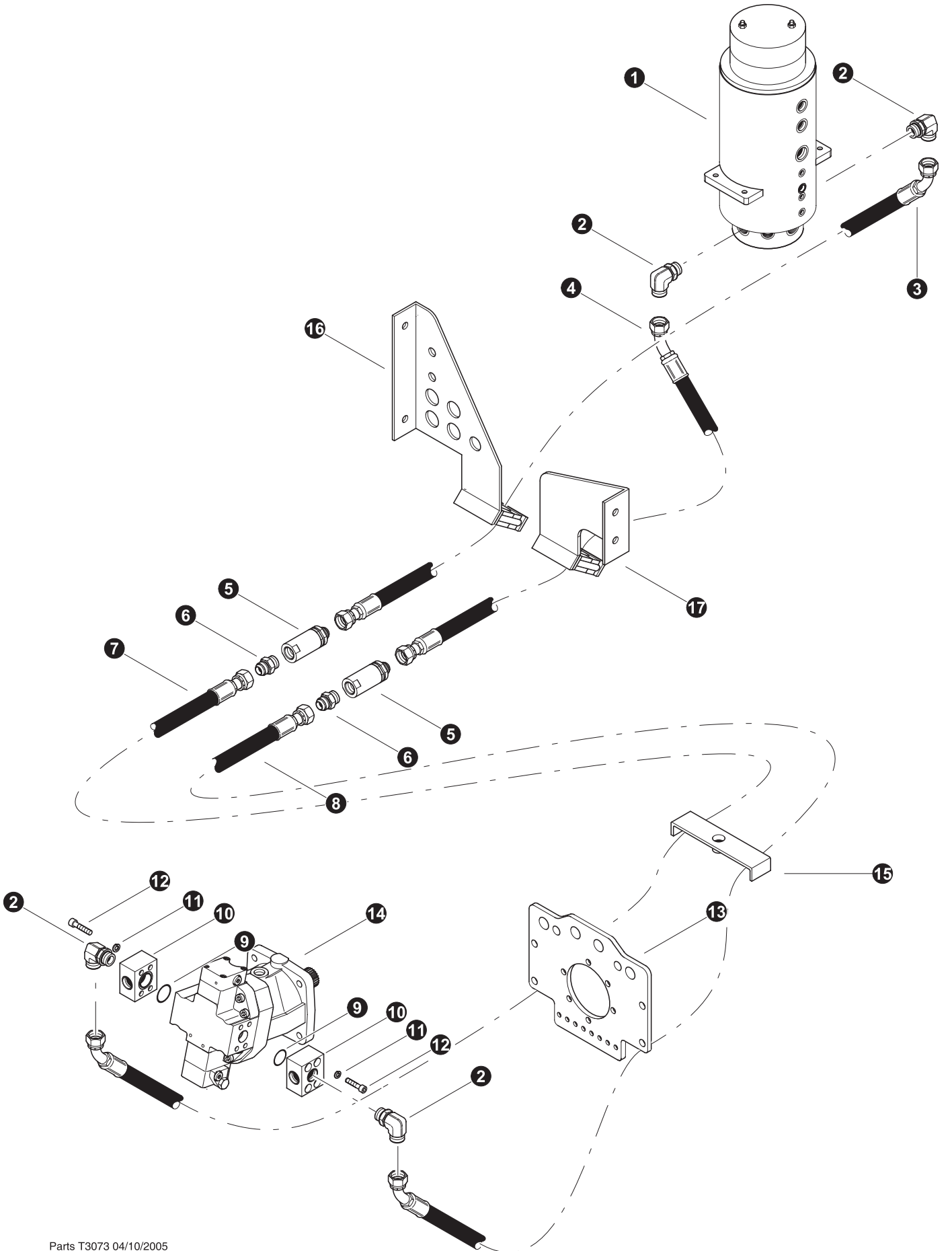
 See referenced page for component or assembly breakdown.

Note #1:

Use Loctite 242 (*BLUE*) during install.

Section FR-3


TF 820 REAR FRAME - Hydraulic Circuits



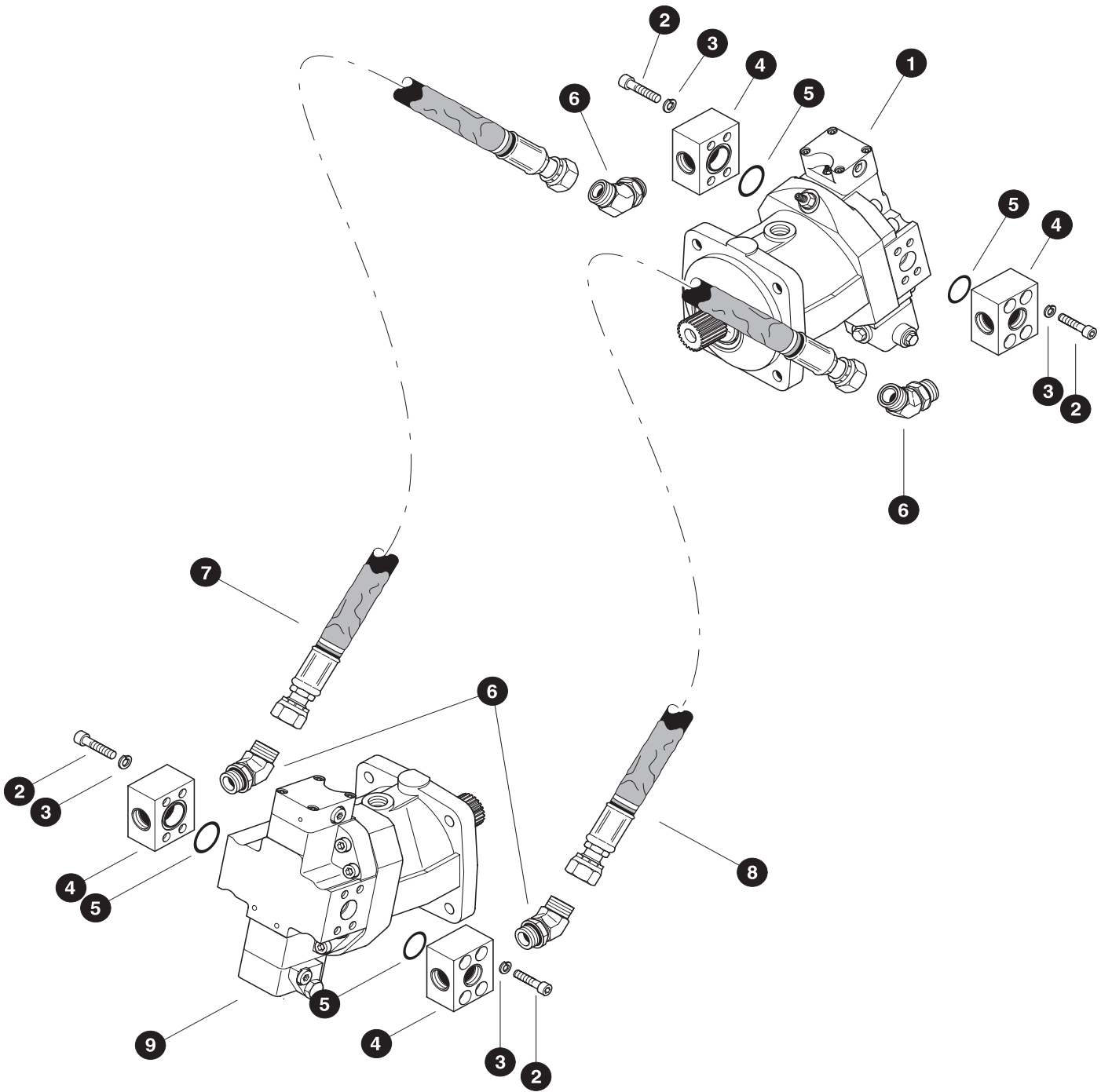
Parts T3073 04/10/2005
12.50

REAR FRAME HYDRAULICS

ROTARY MANIFOLD TO REAR DRIVE MOTOR (Standard Front and All Rear Frames)

REF	PART #	QTY	DESCRIPTION	SEE SECTION
1	REF.	1	 ROTARY MANIFOLD.	UP-1
2	15484-FR	2	ELBOW, 90 - 6801-16	
3	-FR	1	HOSE ASSEMBLY - 6052-16-16JS-1604 (Rotary manifold lower port "7" to driveline swivel)	
4	-FR	1	HOSE ASSEMBLY - 6044-16-16JS-1604 (Rotary manifold lower port "8" to driveline swivel)	
5	19541-FR	2	SWIVEL, inline - PS1610310-16-16-716	
6	15497-FR	2	CONNECTOR, straight - 6400-16	
7	-FR	1	HOSE ASSEMBLY - 6144-16-16JS-1604 (Driveline swivel to rear hydro motor)	
8	-FR	1	HOSE ASSEMBLY - 6144-16-16JS-1604 (Driveline swivel to rear hydro motor)	
9	15378-FR	2	O-RING, 1.25"	
10	26008-FR	2	MANIFOLD, rexroth drive motor	
11	50075-FR	8	WASHER, LOCK 1/2	
12	50074-FR	8	BOLT, ALLEN 1/2 X 1 1/2"	
13	42290-FR	1	BRACKET, bearing mount	
14	REF	1	HYDRAULIC WHEEL DRIVE MOTOR	FR-4
15	40830-FF	1	BRACKET, articulation joint hose	
16	51867-FF	1	BRACKET, HOSE SUPPORT FT/FRAME (LH)	
17	51866-FF	1	BRACKET, HOSE SUPPORT FT/FRAME (RH)	



 See referenced page for component or assembly breakdown.



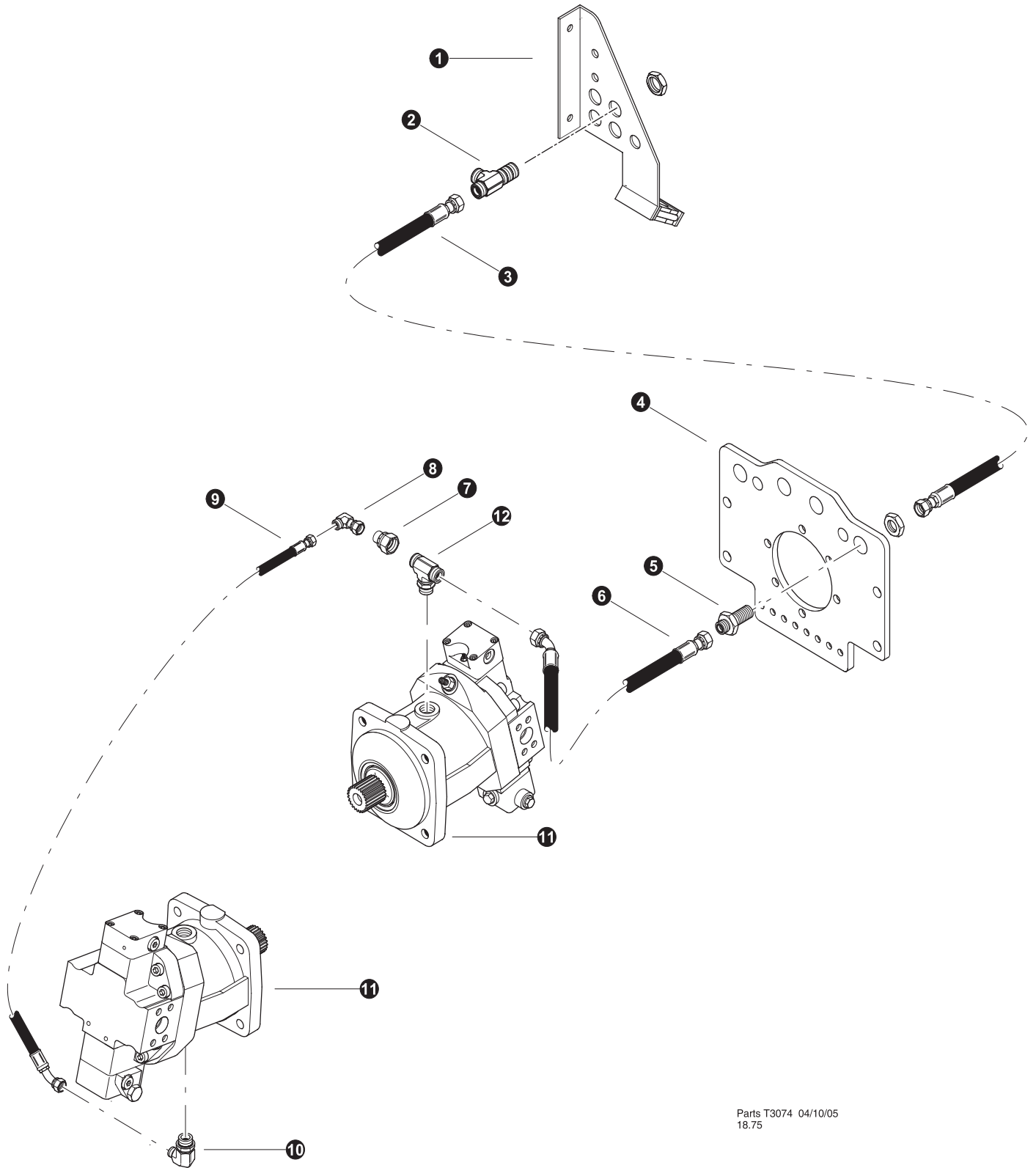
Parts T2820 08/13/2003
18.75

REAR FRAME HYDRAULICS

Front to Rear Hydraulic Motor Connection - Pressure (Standard Front and All Rear Frames)

REF	PART #	QTY	DESCRIPTION	SEE SECTION
1	REF.	1	 WHEEL DRIVE MOTOR	FR-4
2	50074-FR	8	BOLT, ALLEN 1/2 X 1 1/2"	
3	50075-FR	8	WASHER, LOCK 1/2	
4	26008-FR	2	MANIFOLD, rexroth drive motor	
5	15378-FR	2	O-RING, 1.25"	
6	15473-FR	4	ELBOW, 45 FF6802 - 16	
7	50904-FR	1	HOSE ASSEMBLY - 6033-16-160S-160S (Rear wheel drive motor port "B" tee to front wheel drive motor port "A")	
8	50904-FR	1	HOSE ASSEMBLY - 6033-16-160S-160S (Rear wheel drive motor port "B" tee to front wheel drive motor port "A")	
9	REF.	1	 WHEEL DRIVE MOTOR	FR-4


 See referenced page for component or assembly breakdown.



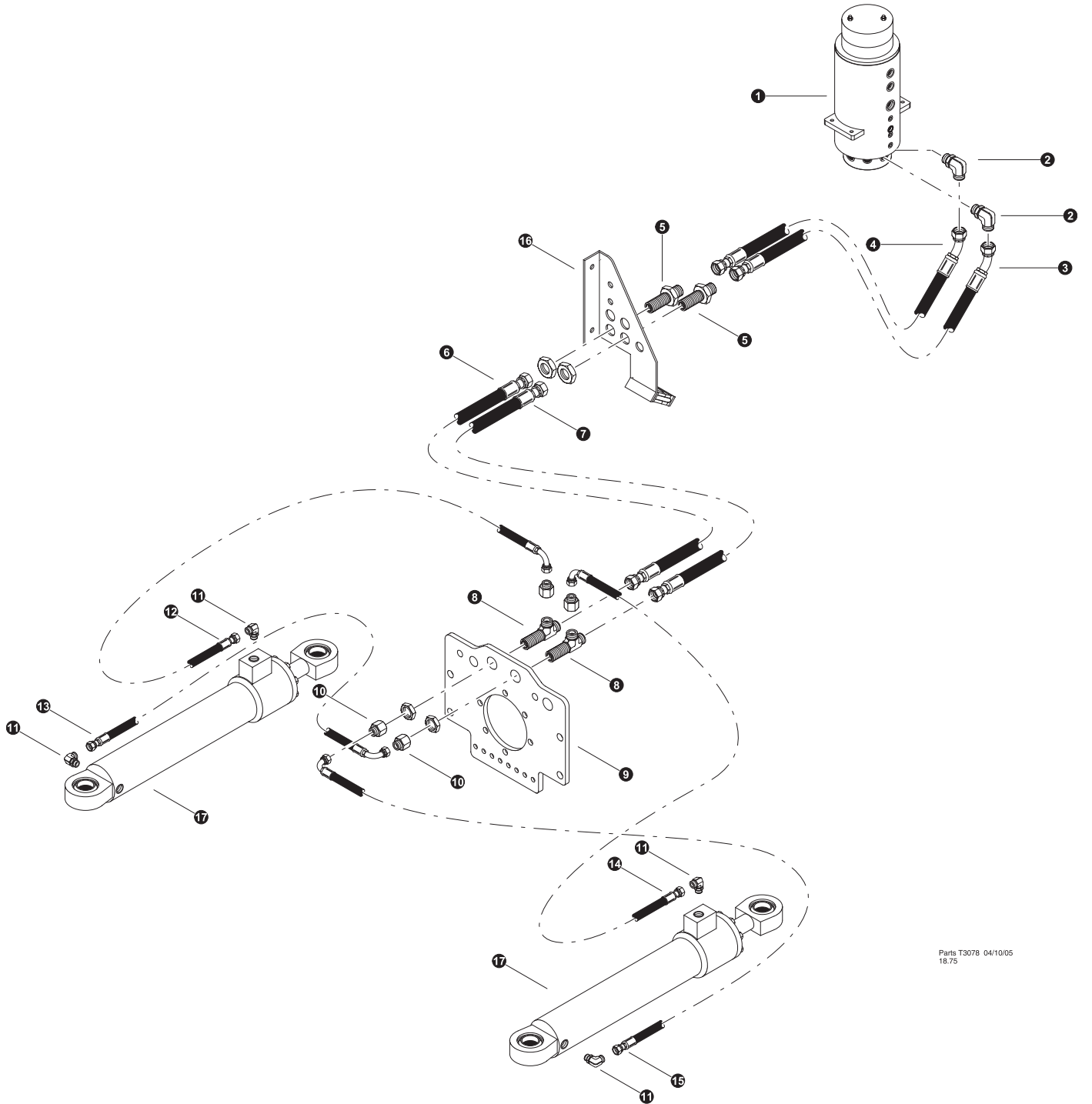
Parts T3074 04/10/05
18.75

REAR FRAME HYDRAULICS

Front to Rear Hydraulic Motor Connection - Case Drain (Standard Front and All Rear Frames)

REF	PART #	QTY	DESCRIPTION	SEE SECTION
1	51867-FF	1	BRACKET, HOSE SUPPORT FT/FRAME (LH)	
2	20029-FR	1	TEE, BULKHEAD RUN - 12 WJJLO-WLNL-S	
3	-FR	1	HOSE ASSEMBLY - 4040.5-12-120S-120S (Bulkhead tee to rear bulkhead plate)	
4	42290-FR	1	BRACKET, bearing mount	
5	19754-FR	1	CONNECTOR, STR BULKHEAD - 12 WLO-WLNL-S	
6	-FR	1	HOSE ASSEMBLY - 2052-12-120S-1204 (Bulkhead to Front motor case tee)	
7	18581-FR	1	CONNECTOR, REDUCER - ORS FF2281T-0812S	
8	17085-FR	1	ELBOW, 90 SWIVEL - 6500-8	
9	50619-FR	1	HOSE ASSEMBLY - 4030-08-08OS-08O9 (Front motor to rear motor case drain)	
10	15372-FR	1	ELBOW, 90 - FF1868T-0812S	
11	REF.	2	 WHEEL DRIVE MOTOR	FR-4
12	22907-FR	1	TEE - 845-TTO-12X12 RUN	



 See referenced page for component or assembly breakdown.



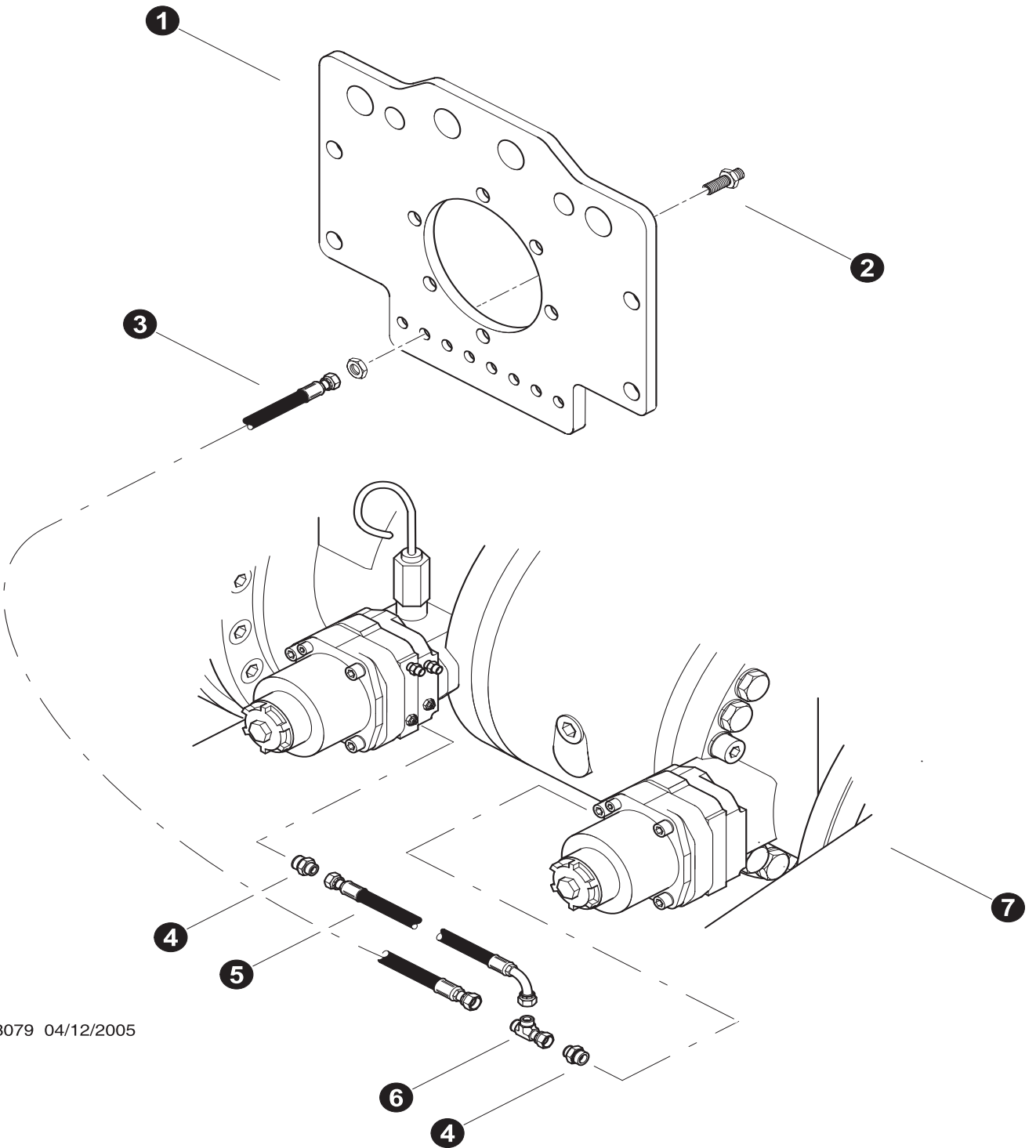
Parts T3078 04/10/05
16.75

REAR FRAME HYDRAULICS

Steering Connections (Standard Front and All Rear Frames)

REF	PART #	QTY	DESCRIPTION	SEE SECTION
1	REF.	1	 ROTARY MANIFOLD.	UP-1
2	17688-FR	2	ELBOW, 90 - FF1868T-1212S	
3	-FR	1	HOSE ASSEMBLY - 4048-12-120S-1204 (Lower rotary manifold port #9 to Right bulkhead fitting)	
4	-FR	1	HOSE ASSEMBLY - 4051.5-12-120S-1204 (Lower rotary manifold port #10 to Left bulkhead fitting)	
5	19754-FR	2	CONNECTOR, straight bulkhead - 12WL0-WLNL-S	
6	-FR	1	HOSE ASSEMBLY - 4077-12-120S-120S (Left bulkhead fitting to Left bulk head Tee fitting)	
7	-FR	1	HOSE ASSEMBLY - 4077-12-120S-120S (Right bulkhead fitting to Right bulk head Tee fitting)	
8	20029-FR	2	TEE, BULKHEAD RUN - 12 WJJLO-WLNL-S	
9	42290-FR	1	BRACKET, bearing mount	
10	18581-FR	1	CONNECTOR, REDUCER - ORS FF2281T-0812S	
11	16360-FR	4	ELBOW, 90° - FF1868T-0808S	
12	50898-FR	1	HOSE ASSEMBLY - 4065-08-080S-0809 (Left bulkhead tee to left steer cylinder rod port)	
13	50617-FR	4	HOSE ASSEMBLY - 4048-08-080S-0809 (Left bulkhead tee to left steer cylinder base port)	
14	50898-FR	1	HOSE ASSEMBLY - 4065-08-080S-0809 (Right bulkhead tee to left steer cylinder rod port)	
15	50617-FR	4	HOSE ASSEMBLY - 4048-08-080S-0809 (Right bulkhead tee to Right steer cylinder base port)	
16	51867-FF	1	BRACKET, HOSE SUPPORT FT/FRAME (LH)	
17	REF.	2	 STEER CYLINDERS.	FR-4


 See referenced page for component or assembly breakdown.




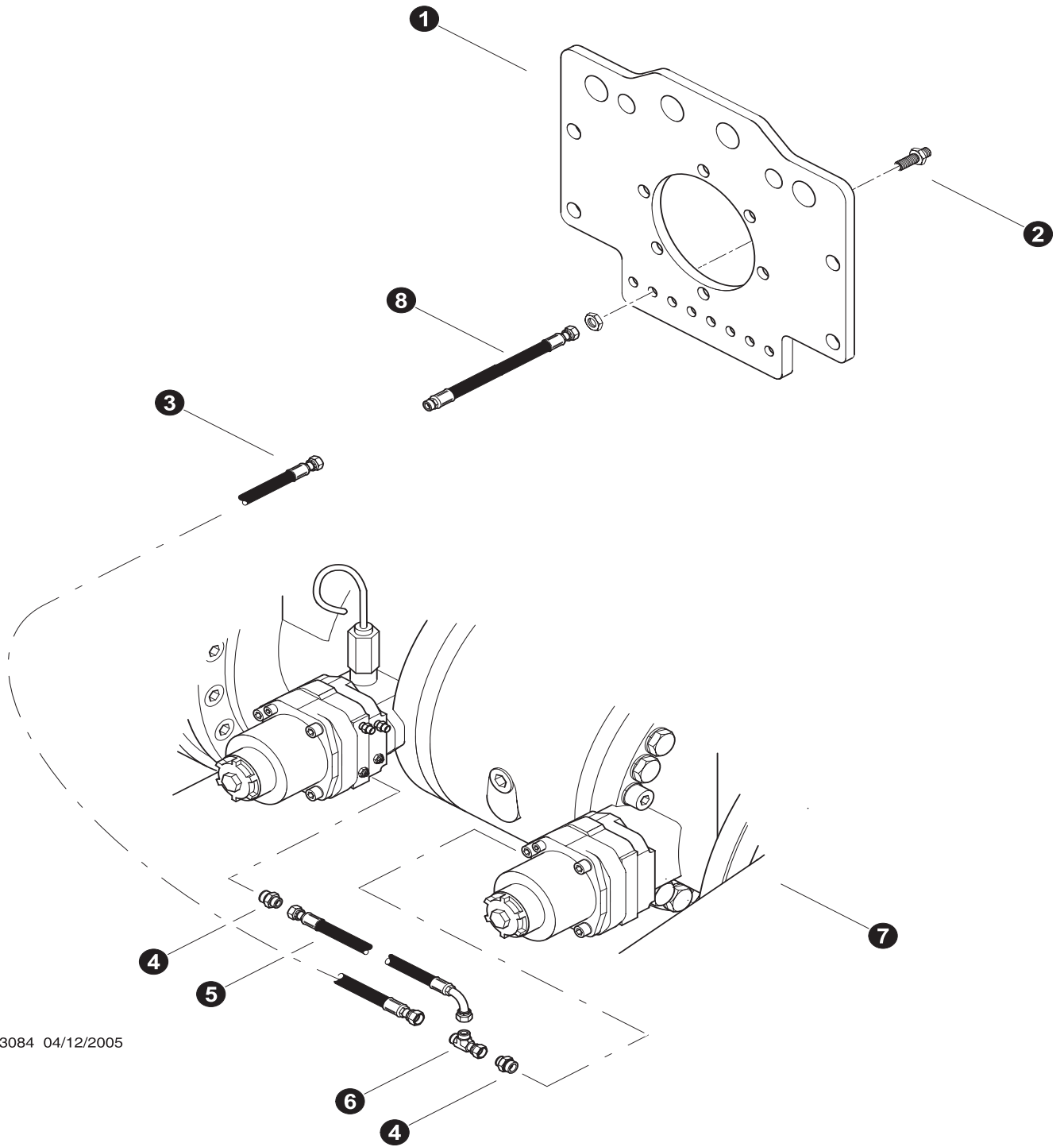
Parts T3079 04/12/2005
18.75

REAR FRAME HYDRAULICS

Lower Solenoid Manifold Connections - Parking Brake (Standard Front and Rear Frame)

REF	PART #	QTY	DESCRIPTION	SEE SECTION
1	42290-FR	1	BRACKET, bearing mount	
2	18582-FR	1	CONNECTOR, STR BULKHEAD - FF1994T-0404S	
3	-FR	1	HOSE ASSEMBLY - 2129-04-04OS-04OS (Rear frame PB bulkhead to Rear Axle)	
4	19470-FR	2	CONNECTOR, STR 04-14m	
5	50607-FR	1	HOSE ASSEMBLY - 2009.5-04-04OS-0409 (PB jumper hose on rear axel)	
6	15176-FR	2	TEE - 04	
7	REF.	1	 REAR AXLE ASSEMBLY.....	AX


 See referenced page for component or assembly breakdown.



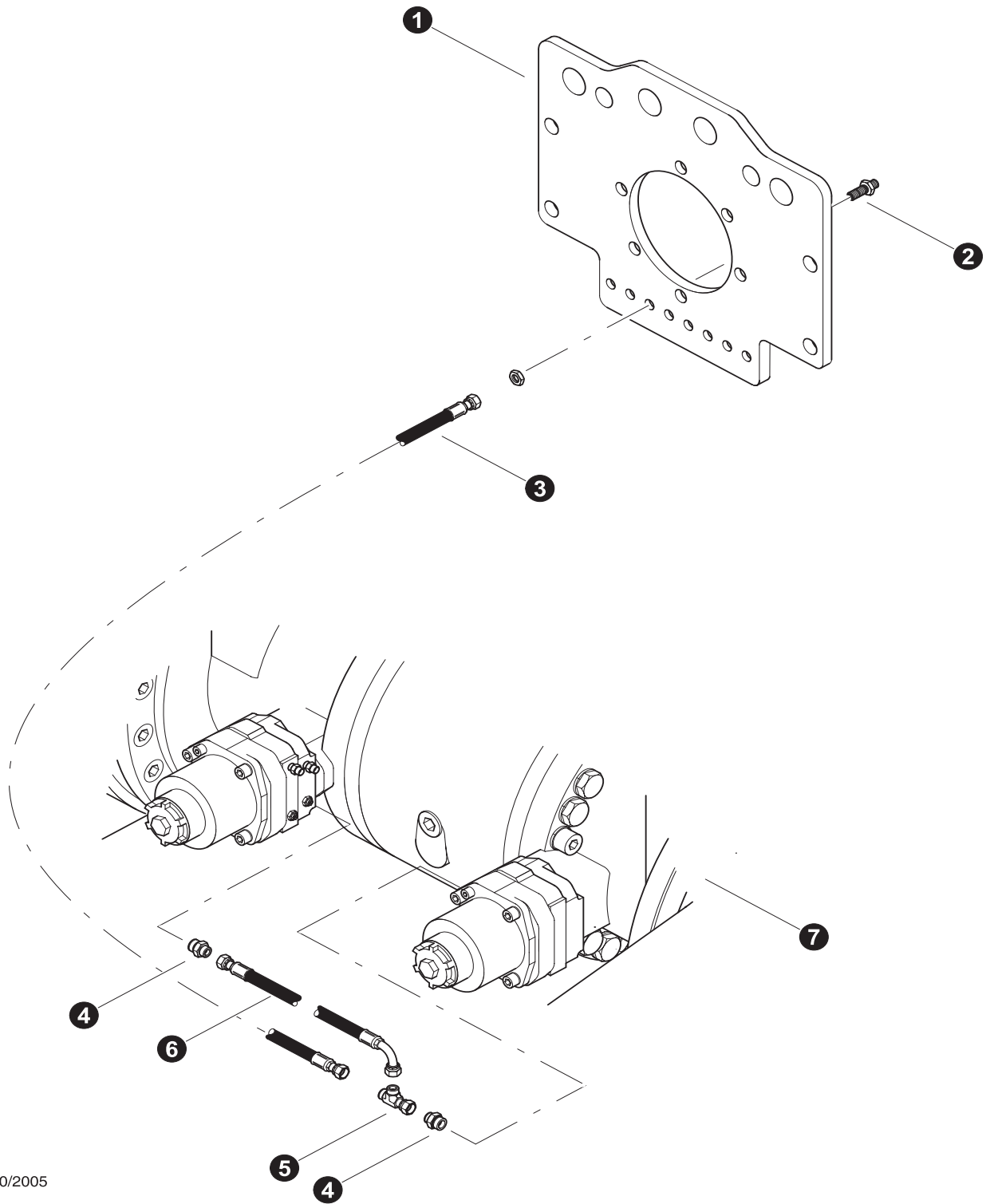
Parts T3084 04/12/2005
18.75

REAR FRAME HYDRAULICS

Lower Solenoid Manifold Connections - Parking Brake (Standard Front and 2 foot longer Rear Frame)

REF	PART #	QTY	DESCRIPTION	SEE SECTION
1	42290-FR	1	BRACKET, bearing mount	
2	18582-FR	1	CONNECTOR, STR BULKHEAD - FF1994T-0404S	
3	-FR	1	HOSE ASSEMBLY - 2129-04-04OS-04OS (Rear frame PB bulkhead to Rear Axle)	
4	19470-FR	2	CONNECTOR, STR 04-14m	
5	50607-FR	1	HOSE ASSEMBLY - 2009.5-04-04OS-04O9 (PB jumper hose on rear axel)	
6	15176-FR	2	TEE - 04	
7	REF.	1	 REAR AXLE ASSEMBLY.....	AX
8	24886-FR	1	HOSE ASSEMBLY - 4024-04-04OS-04OM (PB 2' jumper hose)	


 See referenced page for component or assembly breakdown.



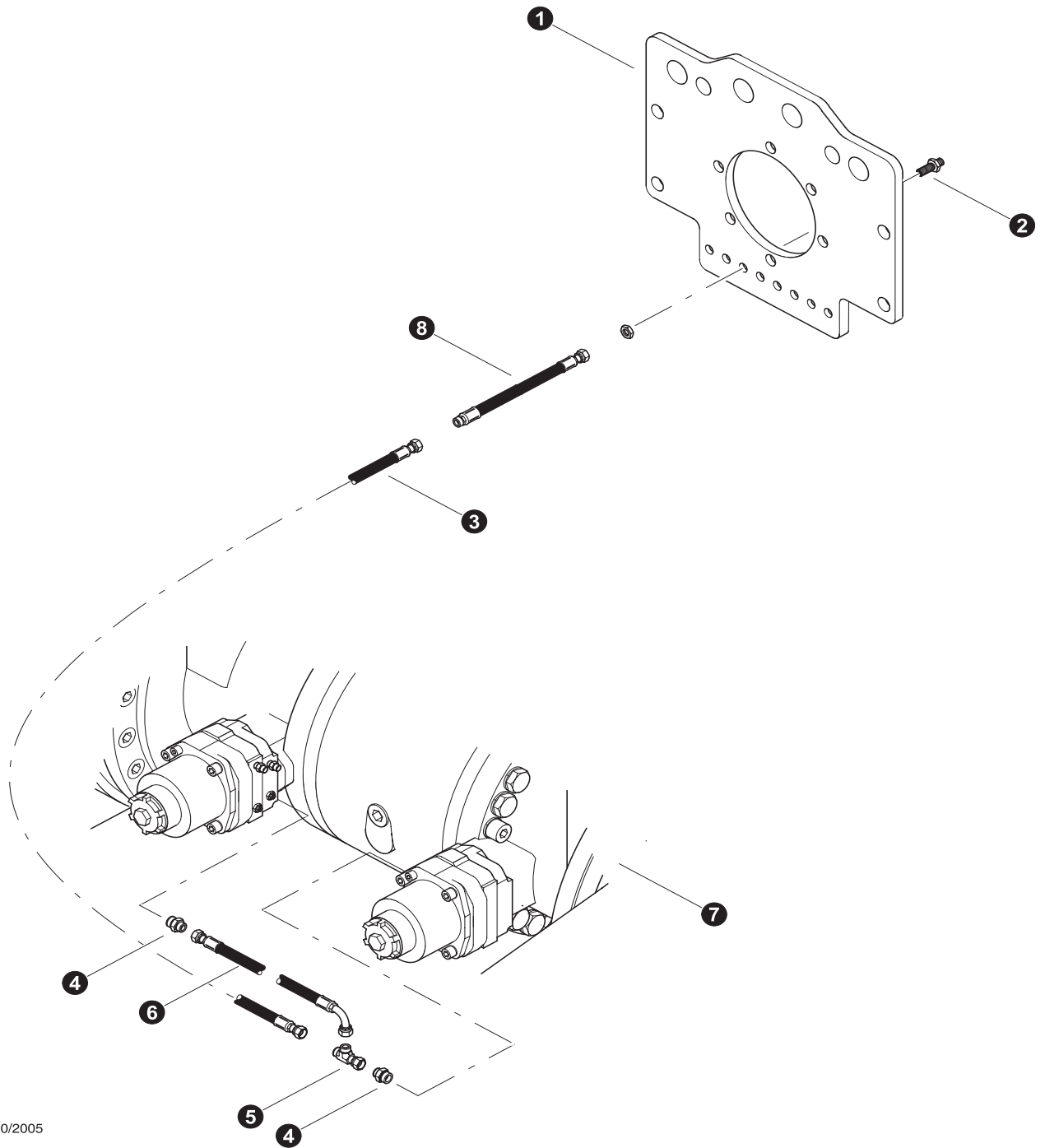
Parts T3080 04/10/2005
18.75

REAR FRAME HYDRAULICS

Lower Solenoid Manifold Connections - Travel Brake (Standard Front and Rear Frame)

REF	PART #	QTY	DESCRIPTION	SEE SECTION
1	42290-FR	1	BRACKET, bearing mount	
2	18582-FR	1	CONNECTOR, STR BULKHEAD - FF1994T-0404S	
3	-FR	1	HOSE ASSEMBLY - 2129-04-04OS-04OS (Rear frame TB bulkhead to Rear Axle)	
4	19470-FR	2	CONNECTOR, STR 04-14m	
5	50607-FR	1	HOSE ASSEMBLY - 2009.5-04-04OS-04O9 (TB jumper hose on rear axel)	
6	15176-FR	2	TEE - 04	
7	REF.	1	 REAR AXLE ASSEMBLY.....	AX


 See referenced page for component or assembly breakdown.



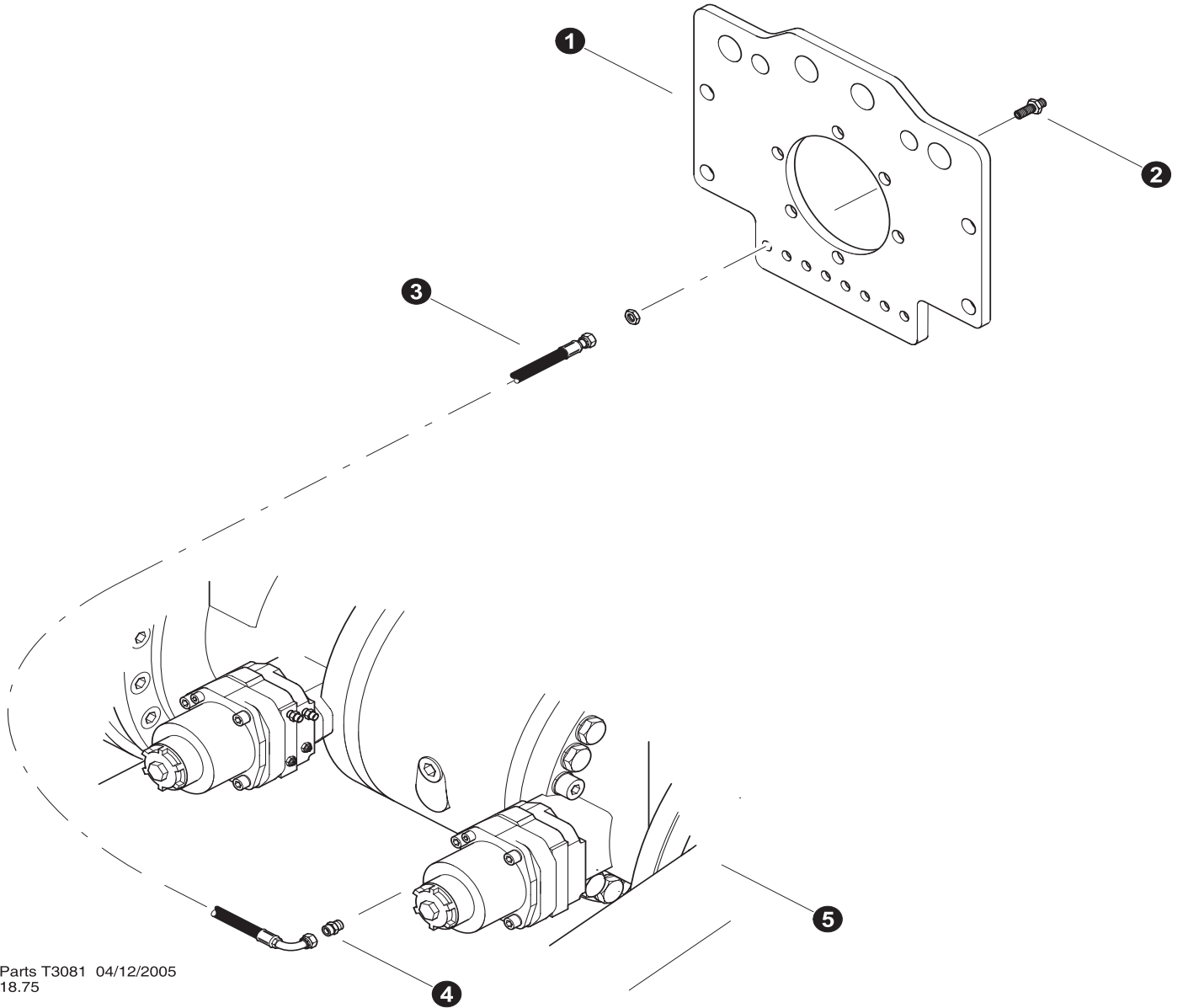
Parts T3085 04/10/2005
18.75

REAR FRAME HYDRAULICS

Lower Solenoid Manifold Connections - Travel Brake (Standard Front and 2 foot longer Rear Frame)

REF	PART #	QTY	DESCRIPTION	SEE SECTION
1	42290-FR	1	BRACKET, bearing mount	
2	18582-FR	1	CONNECTOR, STR BULKHEAD - FF1994T-0404S	
3	-FR	1	HOSE ASSEMBLY - 2129-04-04OS-04OS (Rear frame TB bulkhead to Rear Axle)	
4	19470-FR	2	CONNECTOR, STR 04-14m	
5	50607-FR	1	HOSE ASSEMBLY - 2009.5-04-04OS-04O9 (TB jumper hose on rear axel)	
6	15176-FR	2	TEE - 04	
7	REF.	1	 REAR AXLE ASSEMBLY.....	AX
8	24886-FR	1	HOSE ASSEMBLY - 4024-04-04OS-04OM (PB 2' jumper hose)	

 See referenced page for component or assembly breakdown.



Parts T3081 04/12/2005
18.75

REAR FRAME HYDRAULICS


Lower Solenoid Manifold Connections - Differential Lock (Standard Front and Rear Frame)

REF	PART #	QTY	DESCRIPTION	SEE SECTION
1	42290-FR	1	BRACKET, bearing mount	
2	18582-FR	1	CONNECTOR, STR BULKHEAD - FF1994T-0404S	
3	-FR	1	HOSE ASSEMBLY - 2129-04-04OS-04OS (Rear frame TB bulkhead to Rear Axle)	
4	19470-FR	1	CONNECTOR, STR 04-14m	
5	REF.	1	REAR AXLE ASSEMBLY.....	AX

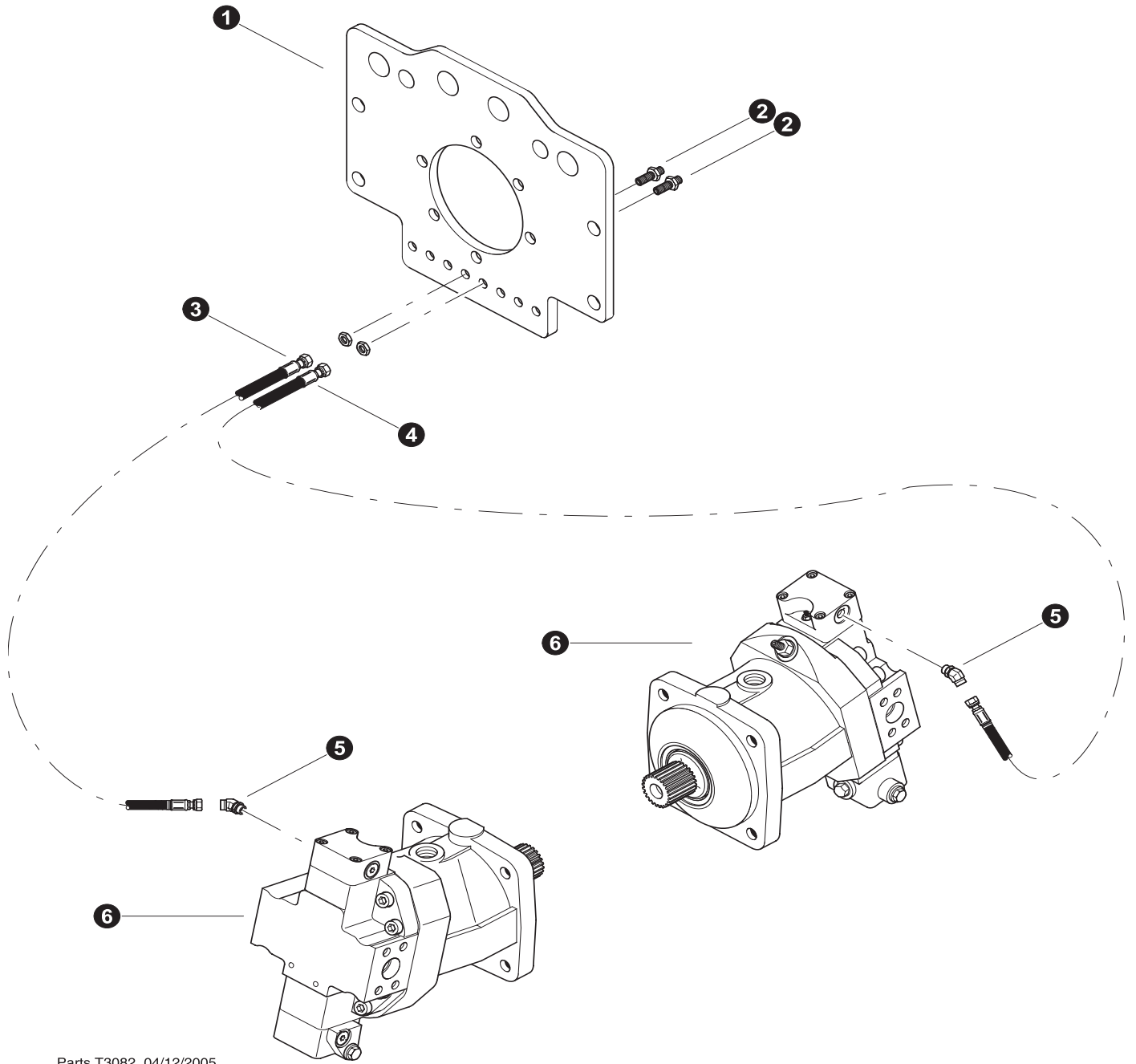
See referenced page for component or assembly breakdown.

REAR FRAME HYDRAULICS

Lower Solenoid Manifold Connections - Differential Lock (Standard Front and 2 foot longer Rear Frame)

REF	PART #	QTY	DESCRIPTION	SEE SECTION
1	42290-FR	1	BRACKET, bearing mount	
2	18582-FR	1	CONNECTOR, STR BULKHEAD - FF1994T-0404S	
3	-FR	1	HOSE ASSEMBLY - 2129-04-04OS-04OS (Rear frame TB bulkhead to Rear Axle)	
4	19470-FR	1	CONNECTOR, STR 04-14m	
5	REF.	1	 REAR AXLE ASSEMBLY.....	AX
6	24886-FR	1	HOSE ASSEMBLY - 4024-04-04OS-04OM (PB 2' jumper hose) .	


 See referenced page for component or assembly breakdown.



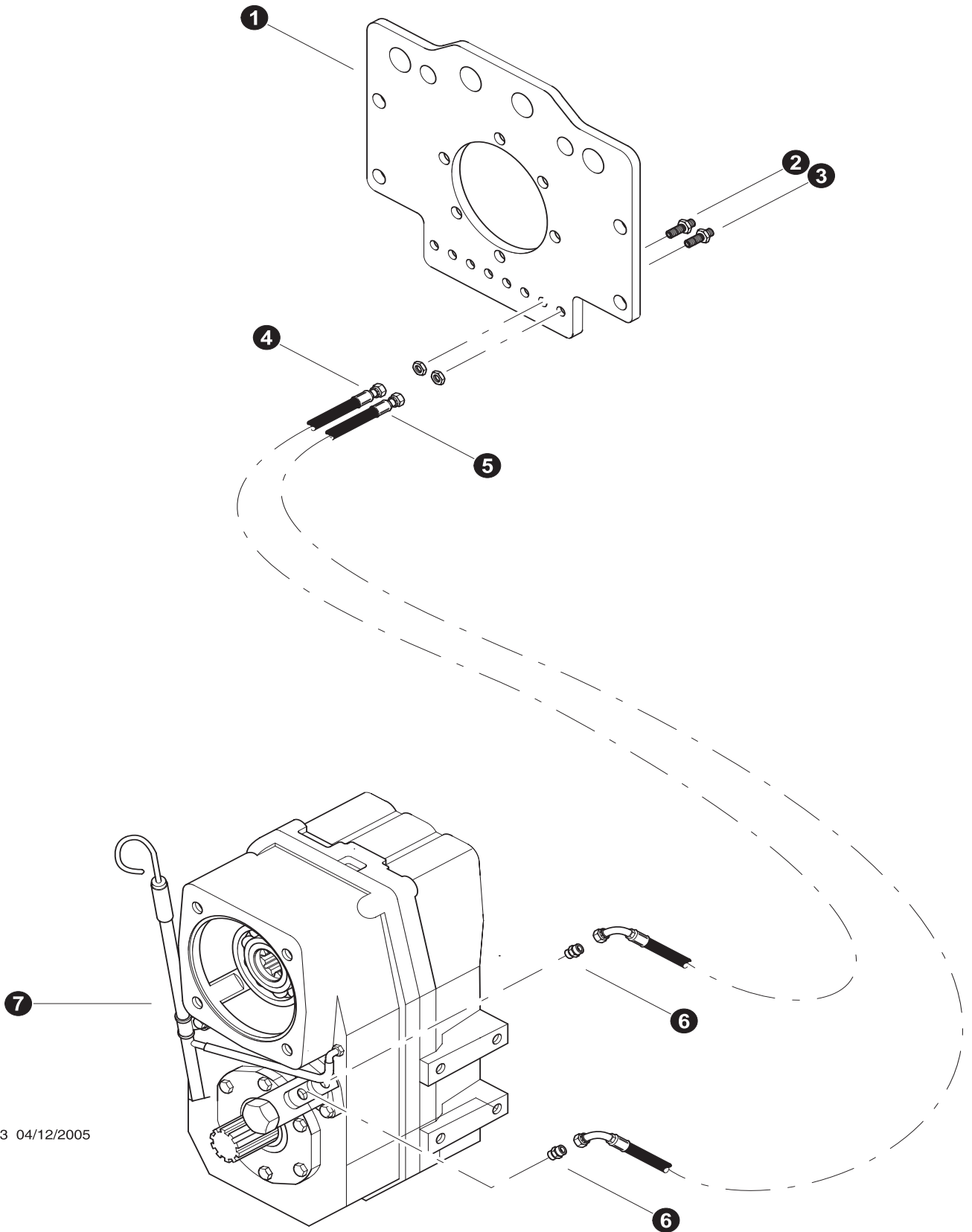
Parts T3082 04/12/2005
18.75

REAR FRAME HYDRAULICS

Lower Solenoid Manifold Connections - Hydraulic Motor Shift (Standard Front and All Rear Frames)

REF	PART #	QTY	DESCRIPTION	SEE SECTION
1	42290-FR	1	BRACKET, bearing mount	
2	18582-FR	2	CONNECTOR, STR BULKHEAD - FF1994T-0404S	
3	50599-FR	1	HOSE ASSEMBLY - 2051-04-04OS-04OS (MS bulkhead to Front Motor)	
4	50603-FR	1	HOSE ASSEMBLY - 2093-04-04OS-04OS (MS1 bulkhead to Rear Motor)	
5	17646-FR	1	ELBOW, 45 V50LOS 0406	
6	REF.	1	 WHEEL DRIVE MOTOR	FR-4


 See referenced page for component or assembly breakdown.



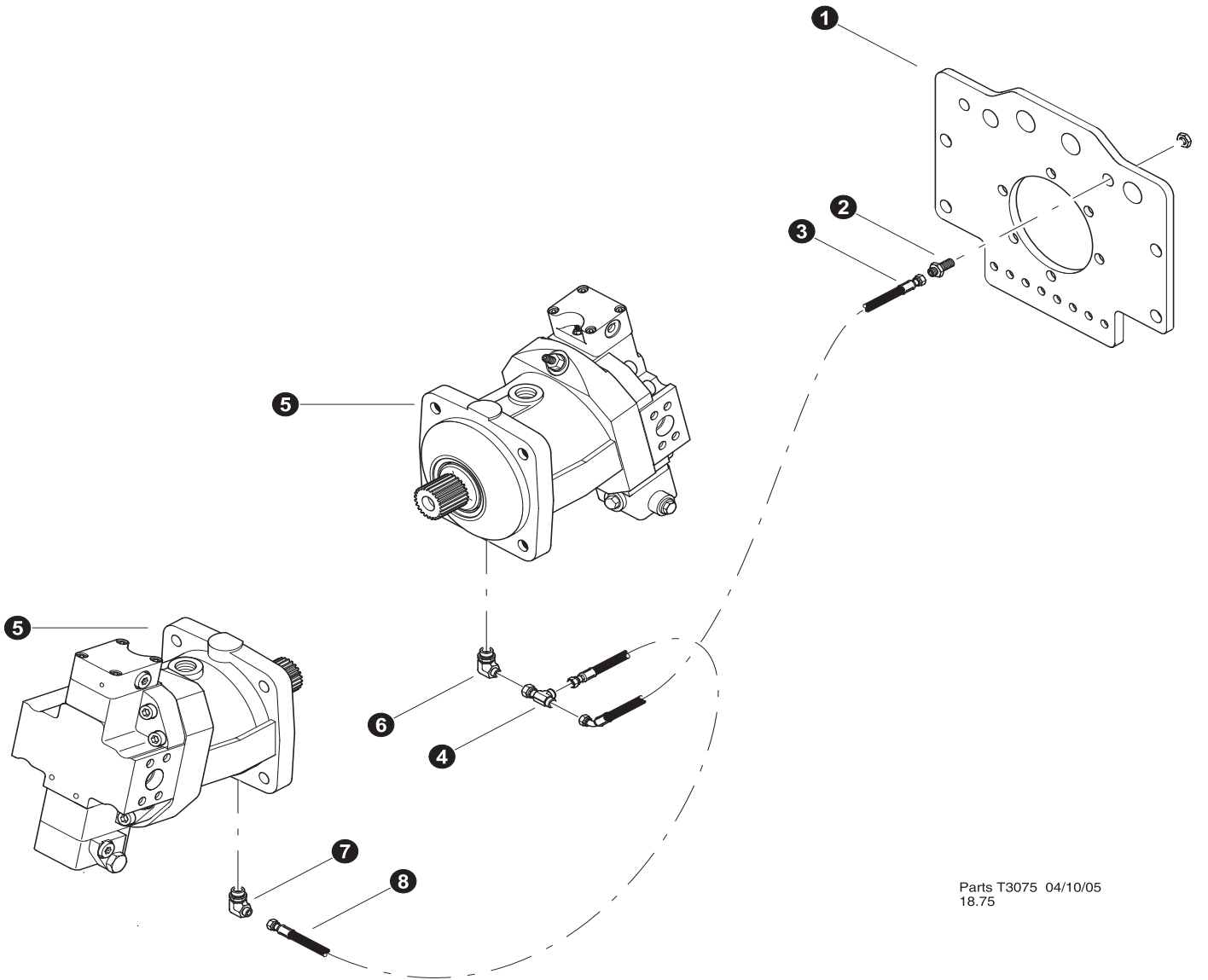
Parts T3083 04/12/2005
18.75

REAR FRAME HYDRAULICS

Lower Solenoid Manifold Connections - Gear Box Shift (Standard Front and All Rear Frames)

REF	PART #	QTY	DESCRIPTION	SEE SECTION
1	42290-FR	1	BRACKET, bearing mount	
2	18582-FR	1	CONNECTOR, STR BULKHEAD - FF1994T-0404S	
3	18582-FR	1	CONNECTOR, STR BULKHEAD - FF1994T-0404S	
4	50608-FR	1	HOSE ASSEMBLY - 2088-04-04OS-04O9 (GA bulkhead to Gear Box)	
5	50608-FR	1	HOSE ASSEMBLY - 2088-04-04OS-04O9 (GB bulkhead to Gear Box)	
6	19470-FR	2	CONNECTOR, STR 04-14m	
7	REF.	1	 GEARBOX ASSEMBLY.....	AX


 See referenced page for component or assembly breakdown.



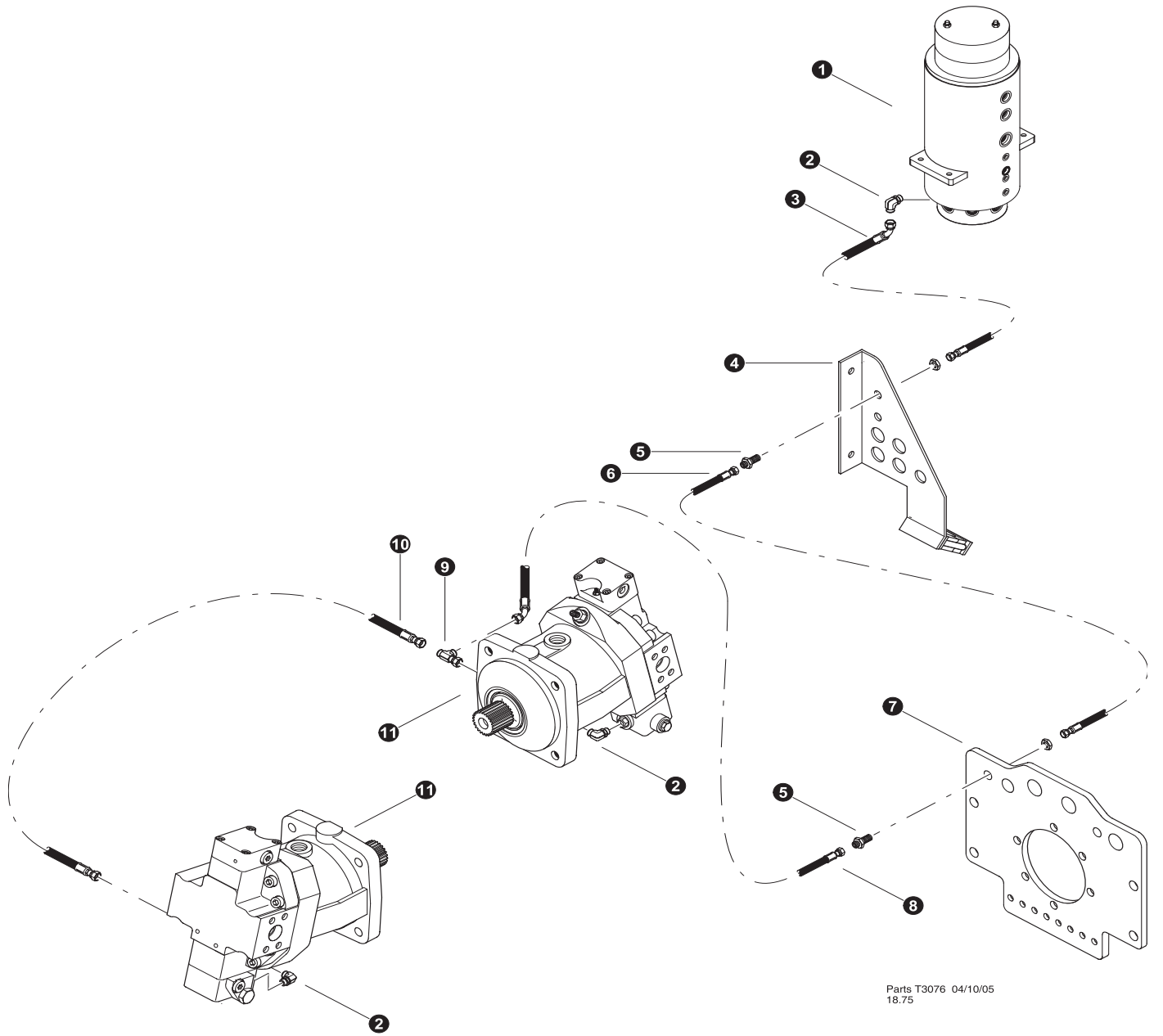
Parts T3075 04/10/05
18.75

REAR FRAME HYDRAULICS

Lower Solenoid Manifold Connections - Hydro Motor Flushing Pressure (Standard Front and All Rear Frames)

REF	PART #	QTY	DESCRIPTION	SEE SECTION
1	42290-FR	1	BRACKET, bearing mount	
2	50420-FR	1	CONNECTOR, STR BULKHEAD - 832-TT-06	
3	50599-FR	1	HOSE ASSEMBLY - 2051.5-06-06OS-06O4 (Flushing Bulkhead to Front Motor)	
4	22730-FR	1	TEE - 6 R6LO-S	
5	REF.	1	 WHEEL DRIVE MOTOR	FR-4
6	22405-FR	1	ELBOW, 90 - 8-6 C5OLO-S	
7	22405-FR	1	ELBOW, 90 - 8-6 C5OLO-S	
8	-FR	1	HOSE ASSEMBLY - 2053-06-06OS-06OS (Front Motor Flushing to Rear Motor)	



 See referenced page for component or assembly breakdown.



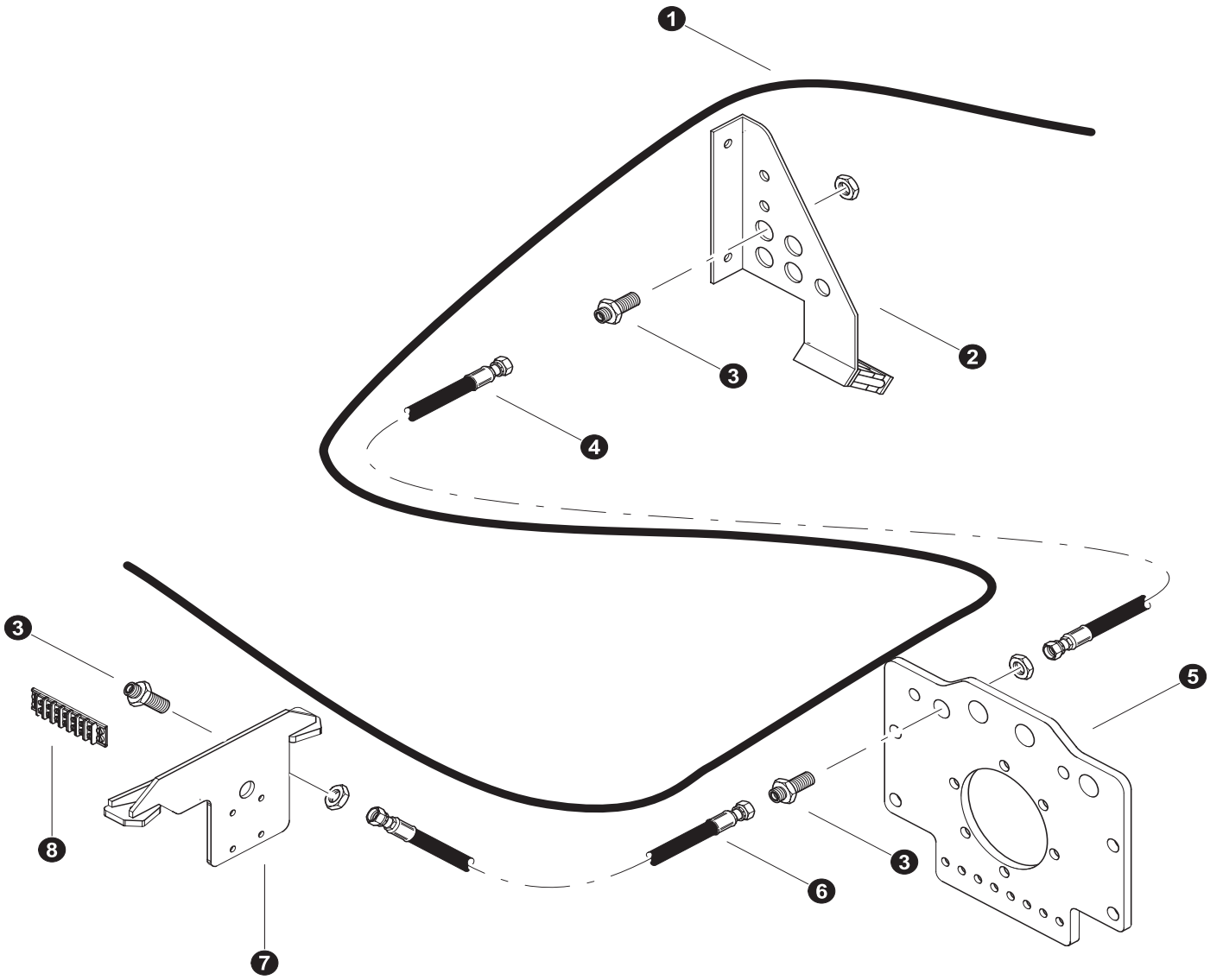
Parts T3076 04/10/05
18.75

REAR FRAME HYDRAULICS

Lower Solenoid Manifold Connections - Hydro Motor Flushing Return (Standard Front and All Rear Frames)

REF	PART #	QTY	DESCRIPTION	SEE SECTION
1	REF.	1	 ROTARY MANIFOLD.....	UP-1
2	16296-FR	1	ELBOW, 90 - FF1868T-0606S	
3	-FR	1	HOSE ASSEMBLY - 2039-06-060S-0604 (Rotary Manifold port "3" to bulkhead)	
4	51867-FF	1	BRACKET, HOSE SUPPORT FT/FRAME (LH)	
5	50420-FR	1	CONNECTOR, STR BULKHEAD - 832-TT-06	
6	50599-FR	1	HOSE ASSEMBLY - 2081-06-06OS-06O4 (Flushing Return Bulkhead to Rear Frame Bulkhead)	
7	42290-FR	1	BRACKET, bearing mount	
8	-FR	1	HOSE ASSEMBLY - 2053-06-06OS-06O4 (Flushing Return Bulkhead to Front Motor)	
9	22730-FR	1	TEE - 6 R6LO-S	
10	-FR	1	HOSE ASSEMBLY - 2056-06-06OS-06O4 (Front Motor to Rear Motor)	
11	REF.	1	 WHEEL DRIVE MOTOR.....	FR-4





 See referenced page for component or assembly breakdown.






Parts T3077 04/10/05
18.75

REAR FRAME HYDRAULICS

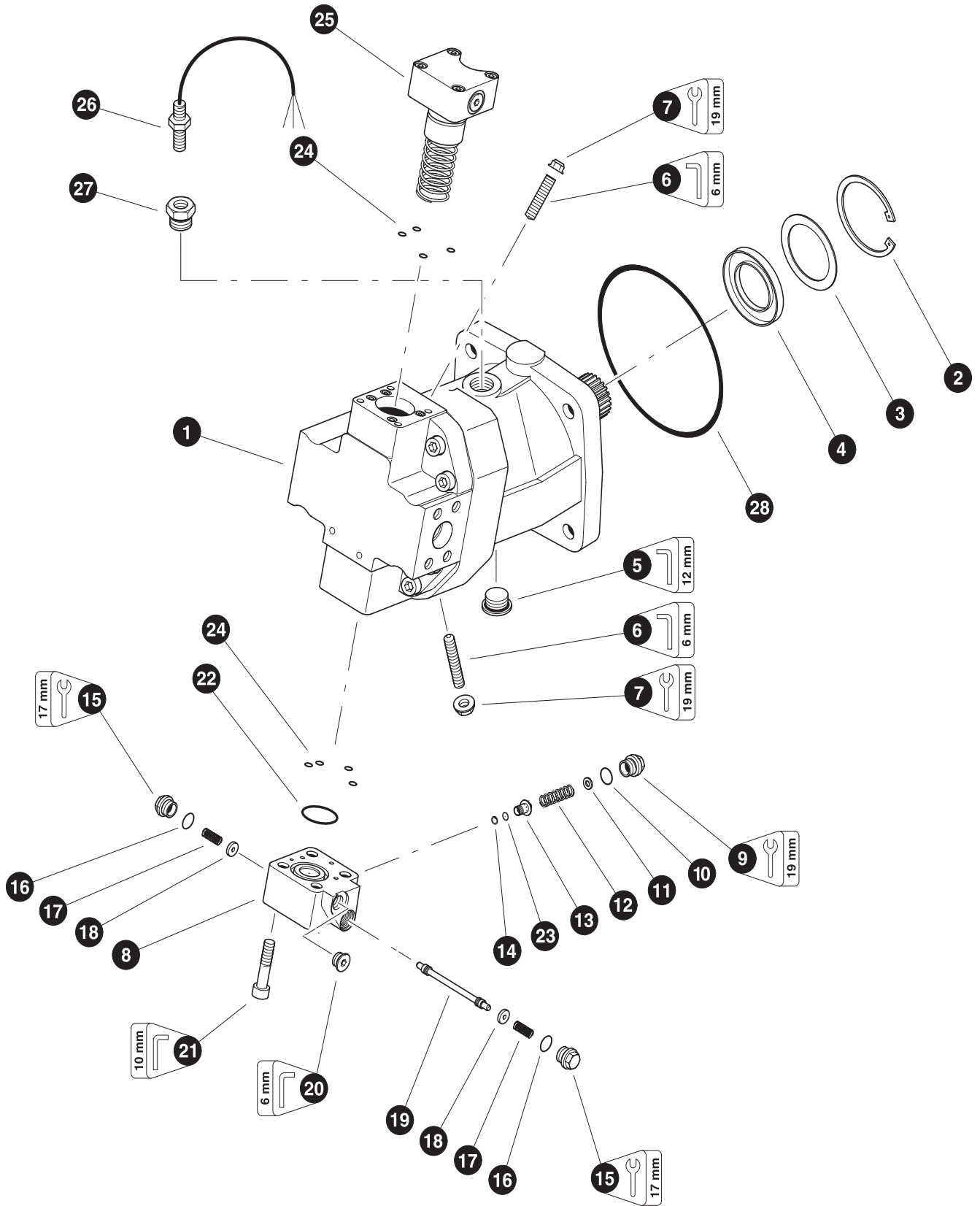
Lower Solenoid Manifold Connections - Electrical Wire Hose (Standard Front and All Rear Frames)

REF	PART #	QTY	DESCRIPTION	SEE SECTION
1	25122-FR	17ft	 WIRE - 18 GA. 8 CONDUCTOR (500' SPOOL)	
2	51867-FR	1	BRACKET, HOSE SUPPORT FT/FRAME (LH)	
3	50037-FR	1	CONNECTOR, STR BULKHEAD - 832-TT-10	
4	-FR	1	HOSE ASSEMBLY - 2077-10-100S-100S (Wire Bulkhead to rear bulkhead plate)	
5	42290-FR	1	BRACKET, bearing mount	
6	-FR	1	HOSE ASSEMBLY - 2060-10-100S-100S (Wire Bulkhead to transfer case mount)	
7	REF.	1	 TRANSFER CASE MOUNT	FR-2
8	-FR	1	 TERMINAL, BLOCK (6 terminals)	
-	15050-FR	6	TERMINAL, BLOCK	
-	15051-FR	2	 TRACK, FORMED - 36" LONG	
-	15052-FR	2	STOP, END TERMINAL BLOCK	

-  See referenced page for component or assembly breakdown.
-  Items indented below are part of assembly.
-  Items sold in bulk, specify length needed on order

Section FR-4

TF 820 Rear Frame - Hydraulic Components Breakdown



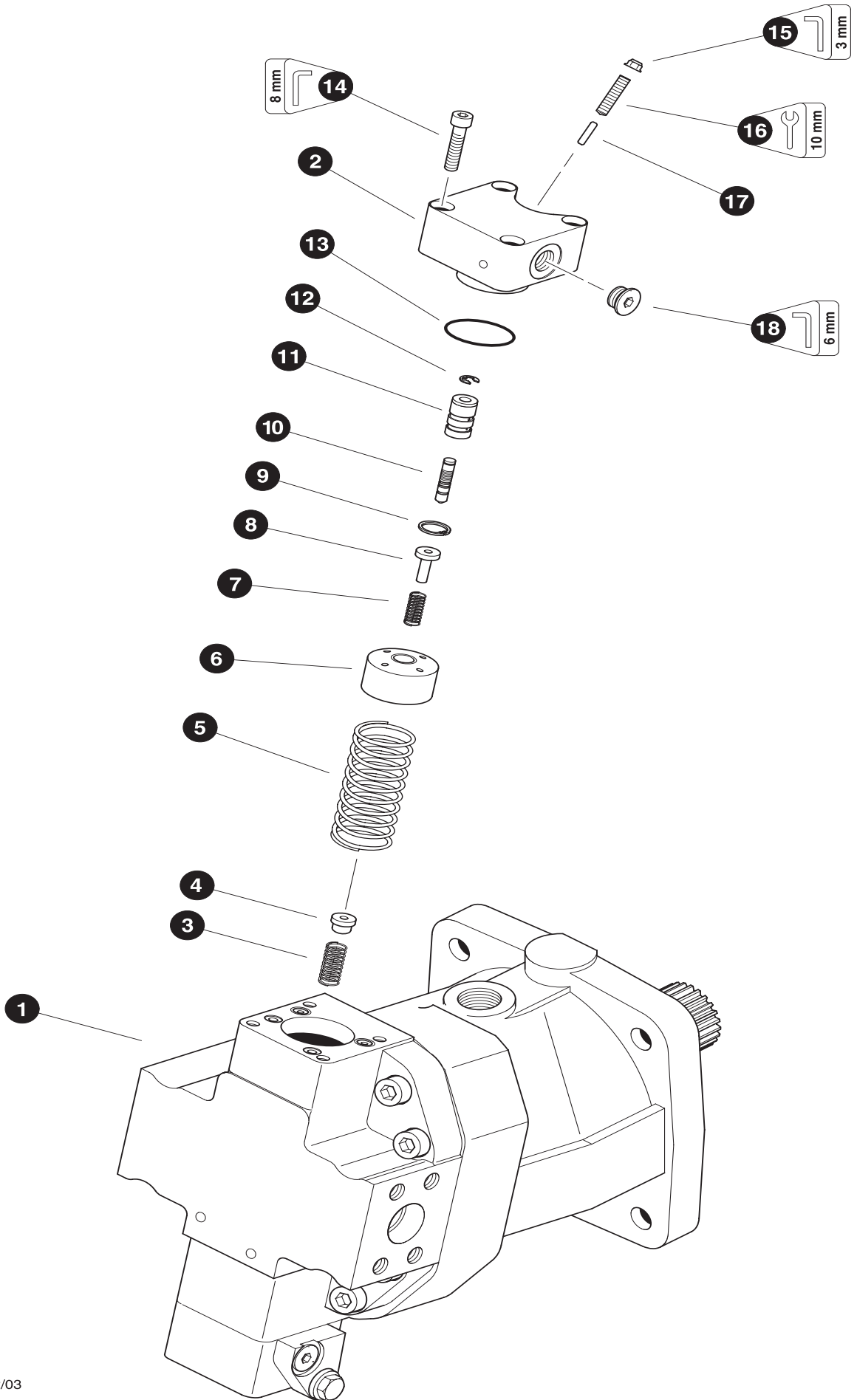
REXROTH 160cc MOTOR (Standard)

REF	PART #	QTY		DESCRIPTION	SEE SECTION
1	51869-0-FR	1	☐	MOTOR, wheel drive - Rexroth AA6VM160 (Front) (w/speed counter ring) (Vg Min = 0 cubic meters) (flushing)	
	51869-70-FR	1	☐	MOTOR, wheel drive - Rexroth AA6VM160 (Rear) (w/speed counter ring) (Vg Min = 70 cubic meters) (flushing)	
2	20685-FR	1		RING, snap	
3	20686-FR	1		SHIM, shaft seal	
4	20687-FR	1	⌘	SEAL, shaft	
5	19692-FR	1		PLUG - 26mm-1.5P (BSPP thread)	
6	51987-FR	1		SCREW, adjusting (0 - Displacement min)(needed for front motor)	
	20688-FR	2		SCREW, adjusting (Displacement min & max)	
7	20689-FR	2	⌘	NUT, seal	
8	20690-FR	1	☐	STROKING PISTON COVER ASSEMBLY	
9	20691-FR	1		PLUG	
10	20713-FR	1	⌘	O-RING	
11	20714-FR	1		SHIM	
12	20715-FR	1		SPRING	
13	20716-FR	1		POPPET	
14	20718-FR	1		RING, snap	
15	20719-FR	2		PLUG	
16	20720-FR	2	⌘	O-RING	
17	20721-FR	2		SPRING	
18	20722-FR	2		RETAINER, spring	
19	NSS	1		SPOOL	
20	20693-FR	1		PLUG - 14mm-1.5P (BSPP thread)	
21	20723-FR	4		BOLT, allen head	
22	20724-FR	1	⌘	O-RING	
23	20717-FR	1		ORIFICE, flushing - 1.2mm	
24	NSS	8		O-RING	
25	REF.	1		STROKING PISTON CONTROL ASSEMBLY	CR-4-4
26	24656-FR	1		SENSOR, SPEED PICKUP (rexroth hydro motor)	
27	51098-FR	1		FITTING, speed pickup rexroth (sae)	
28	20967-FR	1		O-RING, WHEEL DRIVE MOTOR (gearbox pilot)	
-	20725-CR	1		KIT, seal repair - complete AA6VM160 motor	

- ☐ Kit or Assembly - includes all items indented underneath.
- ⌘ Included in seal repair kit Part # 20725-CR.

Note:

Due to warranty policy restrictions imposed by component suppliers, it is not recommended that the component be disassembled further than is shown in the illustration.



Parts T2811 08/12/03
37.50

REXROTH 160cc MOTOR HA2T Controller Brakedown

(Standard)

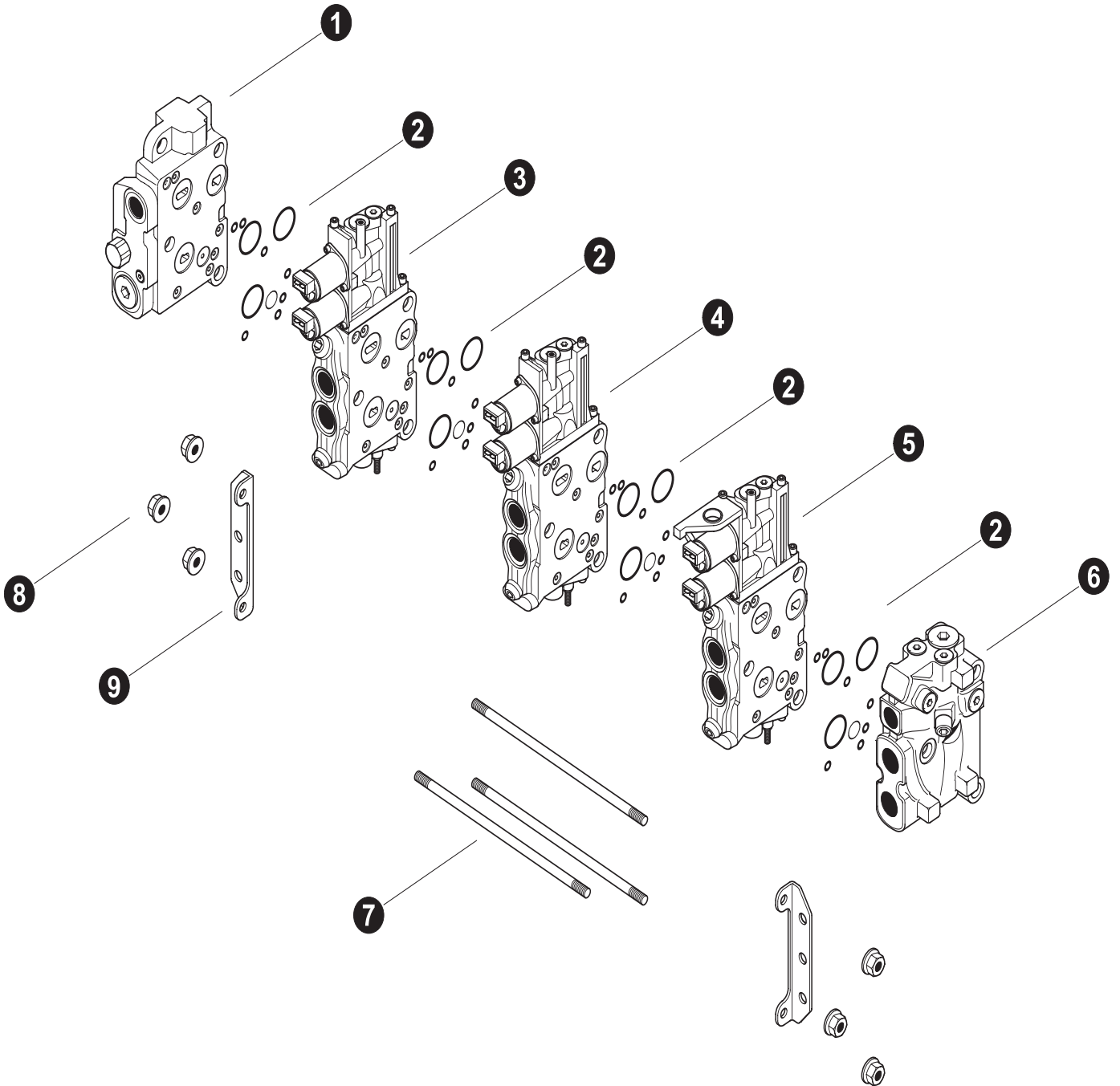
REF	PART #	QTY		DESCRIPTION	SEE SECTION
1	51869-0-FR	1	☐	MOTOR, wheel drive - Rexroth AA6VM160 (<i>Front</i>) (<i>w/speed counter ring</i>) (<i>Vg Min = 0 cubic meters</i>) (<i>flushing</i>)	
	51869-70-FR	1	☐	MOTOR, wheel drive - Rexroth AA6VM160 (<i>Rear</i>) (<i>w/speed counter ring</i>) (<i>Vg Min = 70 cubic meters</i>) (<i>flushing</i>)	
2	20726-FR	1	☐	CONTROL, MOTOR STROKE ASSEMBLY (<i>HA2T</i>)	
3	---	1		SPRING, (HU00444549)	
4	---	1		RETAINER, spring (HU00421860)	
5	---	1		SPRING (HU00651116)	
6	---	1		BUSHING, spring (HU00651118)	
7	20729-FR	1		SPRING	
8	---	1		RETAINER, spring (HU00921351)	
9	20731-FR	1		RING, snap	
10	---	1		SPOOL, control (HU00430748)	
11	20732-FR	1		BUSHING, control spool	
12	20734-FR	1		E-CLIP, control spo	
13	---	1	⌘	O-RING (68103-025)	
14	---	4		BOLT, allen head (60118-063)	
15	20737-FR	1	⌘	NUT, seal	
16	20738-FR	1		SCREW, adjusting (<i>Stroke control</i>)	
17	---	1		PIN, stroke adjustment (69116-019)	
18	20693-FR	1		PLUG - 14mm-1.5P (<i>BSPP thread</i>)	
-	20725-FR	1		KIT, seal repair - complete AA6VM160 motor	

☐ Kit or Assembly - includes all items indented underneath.

⌘ Included in seal repair kit Part # 20725-CR.

Note:

Due to warranty policy restrictions imposed by component suppliers, it is not recommended that the component be disassembled further than is shown in the illustration.



Parts T3264 08/09/2005
18.75

LOWER VOAC CONTROL VALVE BREAKDOWN (TF 830 with CLAM BUNK)

REF	PART #	QTY	DESCRIPTION	SEE SECTION
-	52010-FR	1	<input type="checkbox"/> VALVE, MAIN - VOAC (3-L90) STEER/CLAMBUNK	
1	REF	1	<input type="checkbox"/> VALVE SECTION - inlet.	LH-2
2	23404-FR	7	<input type="checkbox"/> KIT, seal repair - L90LS face seals	
3	23321-FR	1	<input type="checkbox"/> VALVE SECTION, steer - (P/L-3000 PSI)	LH-2
4	24774-FR	1	<input type="checkbox"/> VALVE SECTION, clam bunk cyl.	LH-2
5	24774-FR	1	<input type="checkbox"/> VALVE SECTION, clam bunk cyl.	LH-2
6	REF	1	<input type="checkbox"/> VALVE SECTION - outlet.	LH-2
7	-HR	1	<input type="checkbox"/> KIT, tie rod (3 section) (393000K003)	
8	23913-FR	6	NUT (Special torque procedure) (See Note #2 Below)	
9	23402-FR	1	<input type="checkbox"/> KIT, mounting brackets	

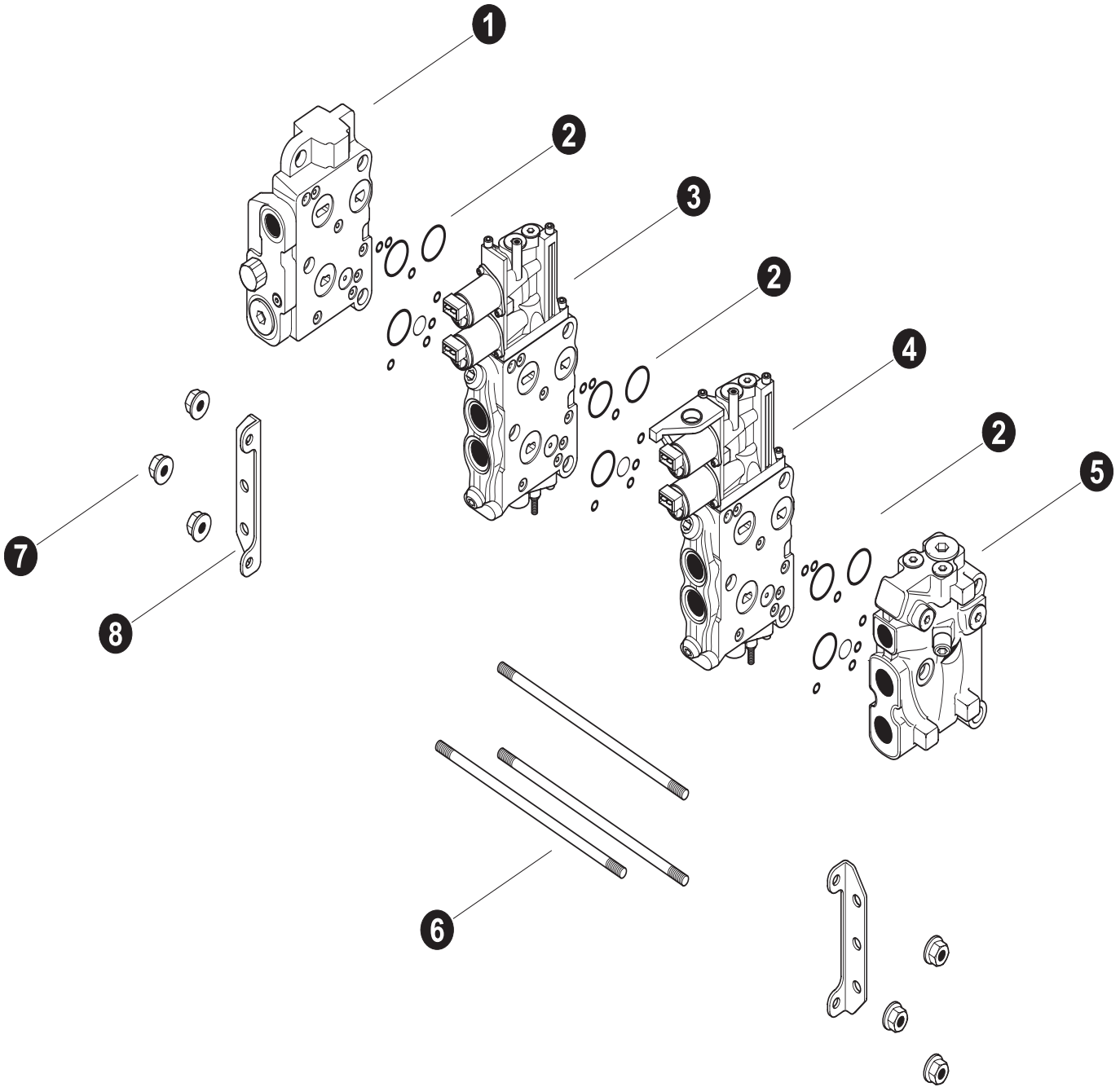
- Kit or Assembly - includes all items indented underneath.
- See referenced page for component or assembly breakdown.

Note #1:

Illustration and parts list reflects a standard valve configuration used for a TF 830 W / CLAM BUNK machine. Contact your dealer if your valve or machine configuration differs.







Note #2:



Tie rod nuts should be torqued in a clockwise pattern in three steps, 7.5 ft.lbs. (10 Nm), 22.5 ft.lbs. (30 Nm) and 33.5 ft.lbs. (45 Nm).



Parts T3263 08/09/2005
18.75

LOWER VOAC CONTROL VALVE BREAKDOWN (TF 830 LEVELING)

REF	PART #	QTY	DESCRIPTION	SEE SECTION
-	51848-FR	1	 VALVE, MAIN - LOWER (2-L90) STEER/LEVEL	
1	REF	1	 VALVE SECTION - inlet	LH-2
2	23404-FR	7	KIT, seal repair - L90LS face seals	
3	23321-FR	1	 VALVE SECTION, steer - (P/L-3000 PSI)	LH-2
4	24778-FR	1	 VALVE SECTION, cab level	LH-2
5	REF	1	 VALVE SECTION - outlet	LH-2
6	-HR	1	 KIT, tie rod (2 section) (393000K002)	
7	23913-FR	6	NUT (Special torque procedure) (See Note #2 Below)	
8	23402-FR	1	KIT, mounting brackets	

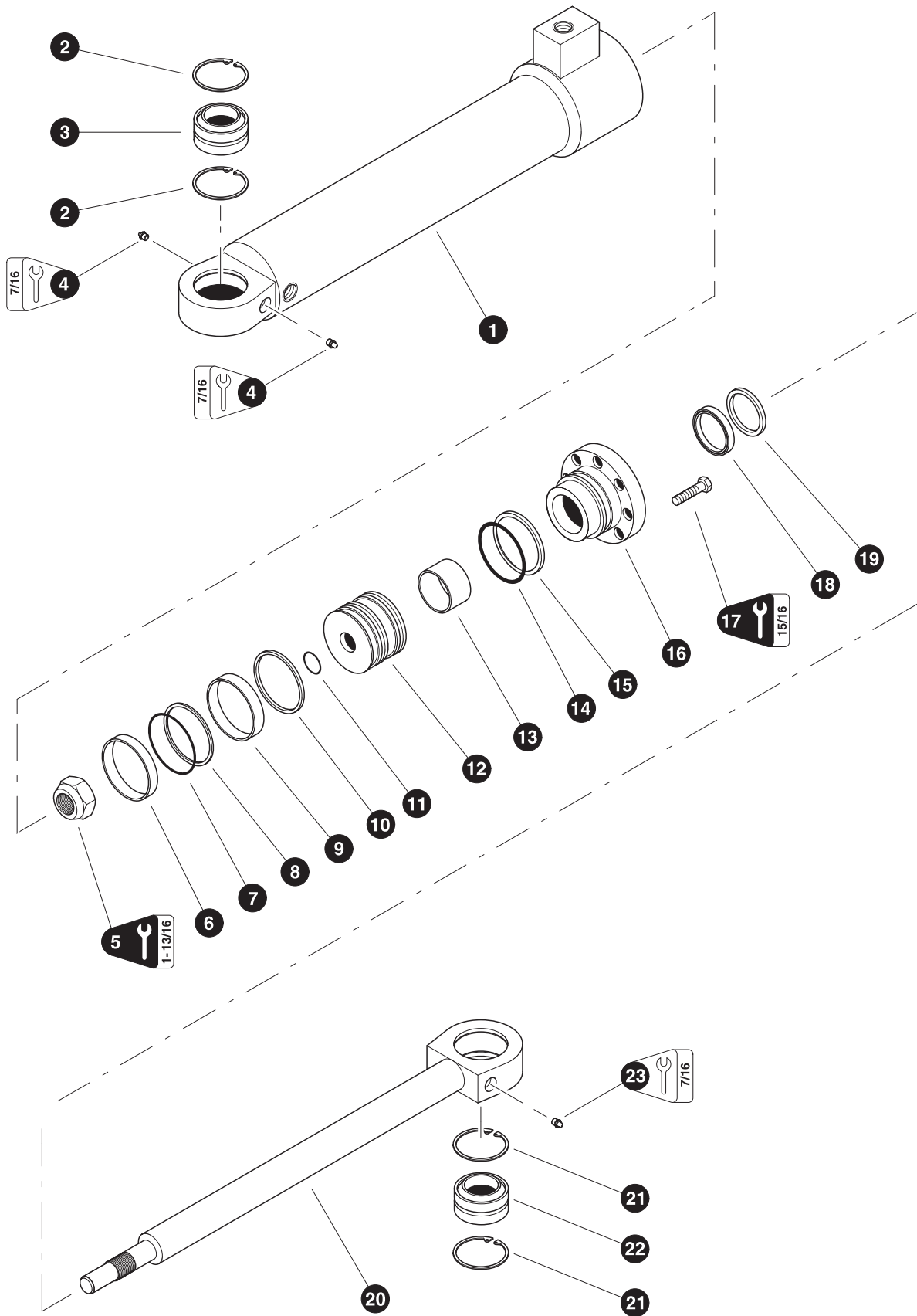
-  Kit or Assembly - includes all items indented underneath.
-  See referenced page for component or assembly breakdown.

Note #1:

Illustration and parts list reflects a standard valve configuration used for a TB 630 leveling machine. Contact your dealer if your valve or machine configuration differs.

Note #2:

Tie rod nuts should be torqued in a clockwise pattern in three steps, 7.5 ft.lbs. (10 Nm), 22.5 ft.lbs. (30 Nm) and 33.5 ft.lbs. (45 Nm).



00194 01/17/97
18.75

STEER CYLINDER (Jarp 2.25" Rod)

REF	PART #	QTY		DESCRIPTION	SEE SECTION
-	51584-FR	2	☐	CYLINDER, STEER (2.25" ROD) - JARP	
1	51681-FR	1	☐	BARREL ASSEMBLY	
2	19916-FR	2		RING, snap	
3	19917-FR	1		BUSHING, spherical - 2"	
4	10704-FR	1		FITTING, straight grease - 1/8" pipe thread	
5	-FR	1		NUT, cylinder rod - 1-3/4" (Torque to 885 +/- 60 ft.lbs. (1175 +/- 80 Nm))	
6	NSS	1	⌘	RING, piston wear	
7	NSS	1	⌘	RING, piston loader	
8	NSS	1	⌘	RING, piston chem-cast	
9	NSS	1	⌘	RING, piston wear	
10	NSS	1	⌘	RING, piston seal	
11	NSS	1	⌘	O-RING, piston	
12	-FR	1		PISTON	
13	NSS	1	⌘	RING, rod bearing wear	
14	NSS	1	⌘	O-RING, rod bearing	
15	NSS	1	⌘	RING, rod bearing back-up	
16	51685-FR	1		BEARING, rod	
17	15681-FR	8		BOLT - 5/8" x 2-1/4" (Torque to 175 ft.lbs (233 Nm))	
18	NSS	1	⌘	U-CUP, rod bearing	
19	NSS	1	⌘	WIPER, rod	
20	51682-FR	1	☐	ROD ASSEMBLY	
21	19916-FR	2		RING, snap	
22	19917-FR	1		BUSHING, spherical - 2"	
23	10704-FR	1		FITTING, straight grease - 1/8" pipe thread	
-	51683-FR	1		KIT, seal repair - steer cylinder	

- ☐ Kit or Assembly - includes all items indented underneath.
 ⌘ Included in seal repair kit Part # 19750-FR.

