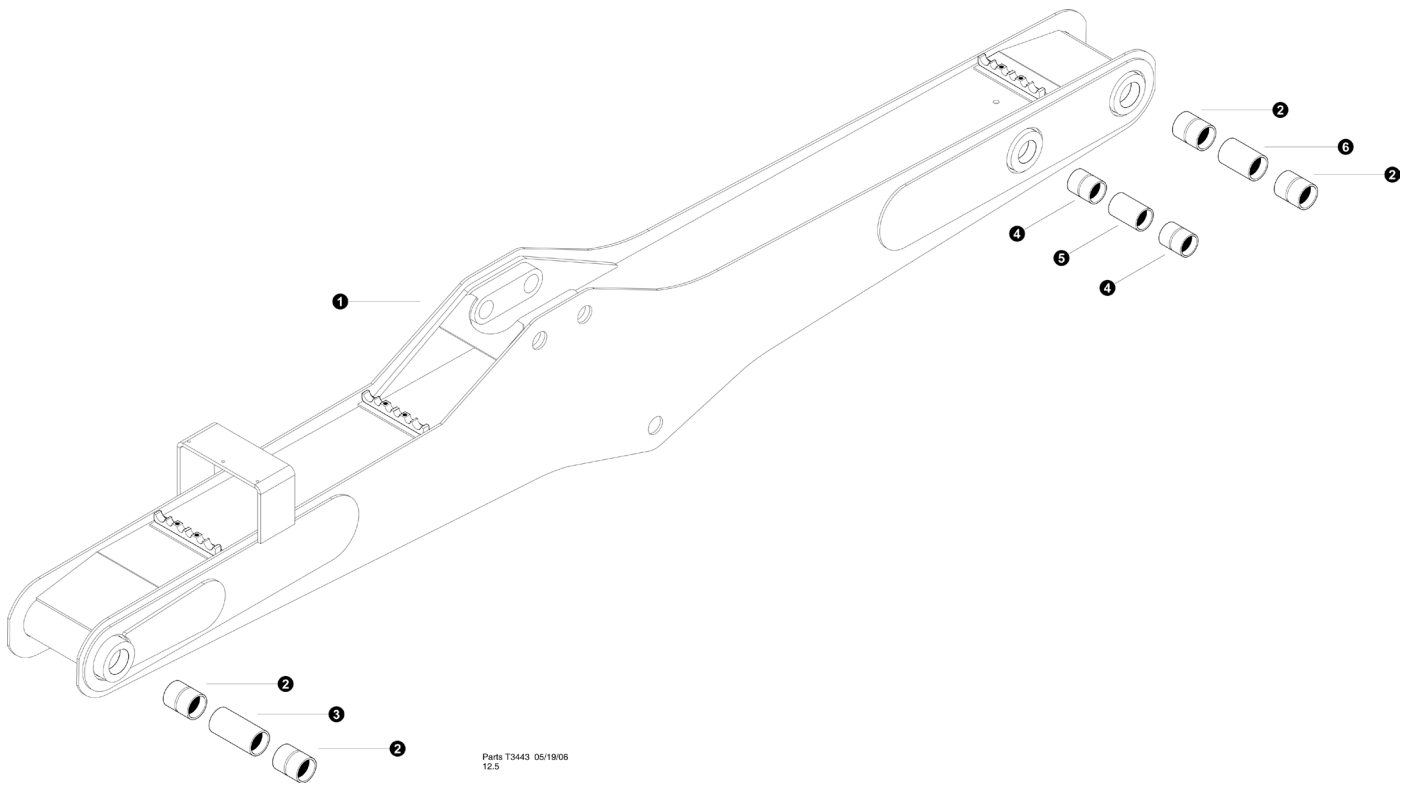


Section LB-1

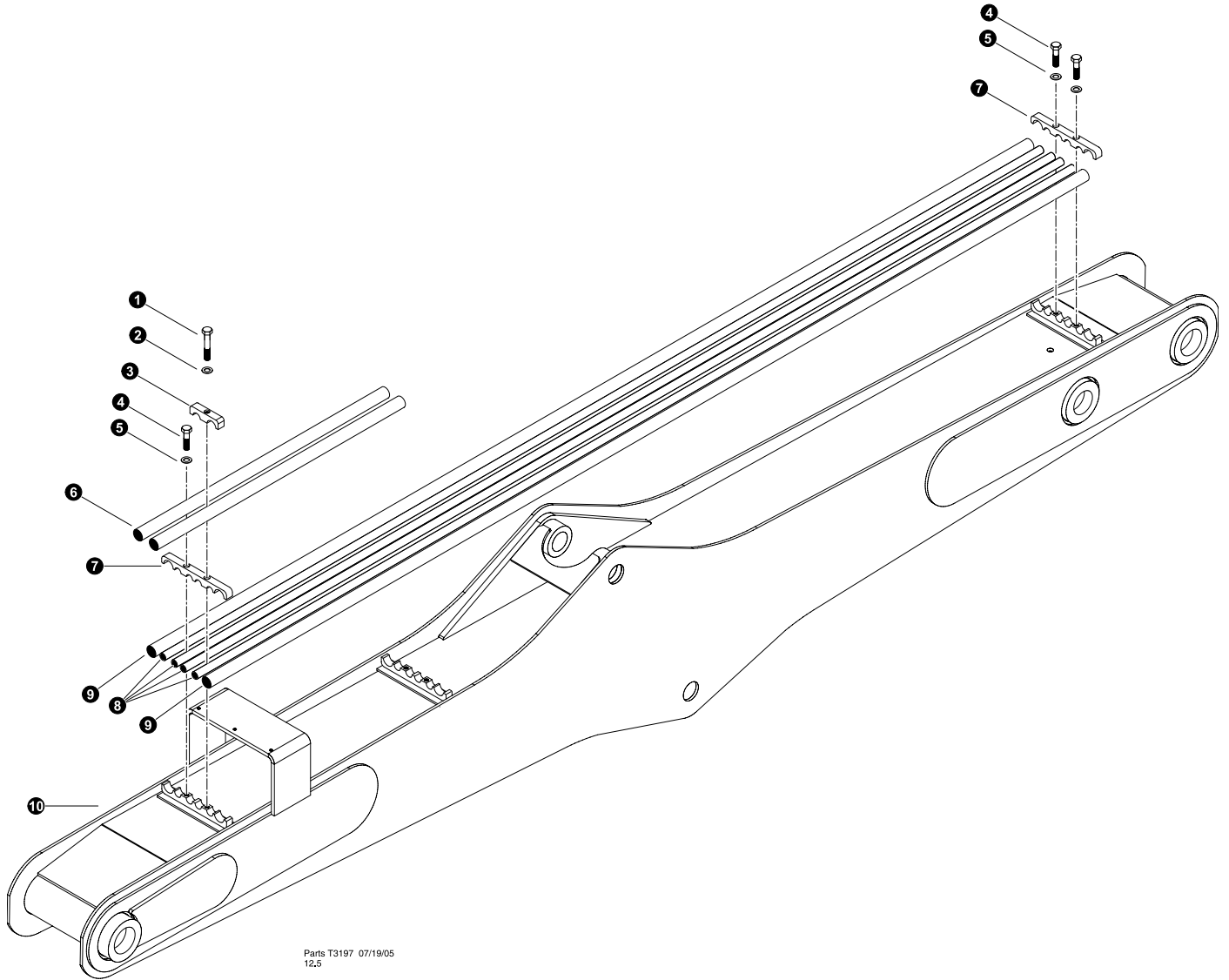
Loader Booms - Main Boom




MAIN BOOM ASSEMBLY (Forwarder)



REF	PART #	QTY	DESCRIPTION	SEE SECTION
1	52748-LB	1	<input type="checkbox"/> WELDMENT, MAIN BOOM STR 810/830/840/630	
2	42485-LB	4	BUSHING - 3.5" X 3.0" X 4.25" UNDERSIZE	
3	12365-LB	1	SPACER, BASE - 3" X 7.44"	
4	42482-LB	2	BUSHING - 3" X 2.5" X 4.25" UNDERSIZE	
5	42265-LB	1	SPACER, NOSE - 2.5" ID X 5.438"(NEW BOOM	
6	42185-LB	1	SPACER, NOSE	

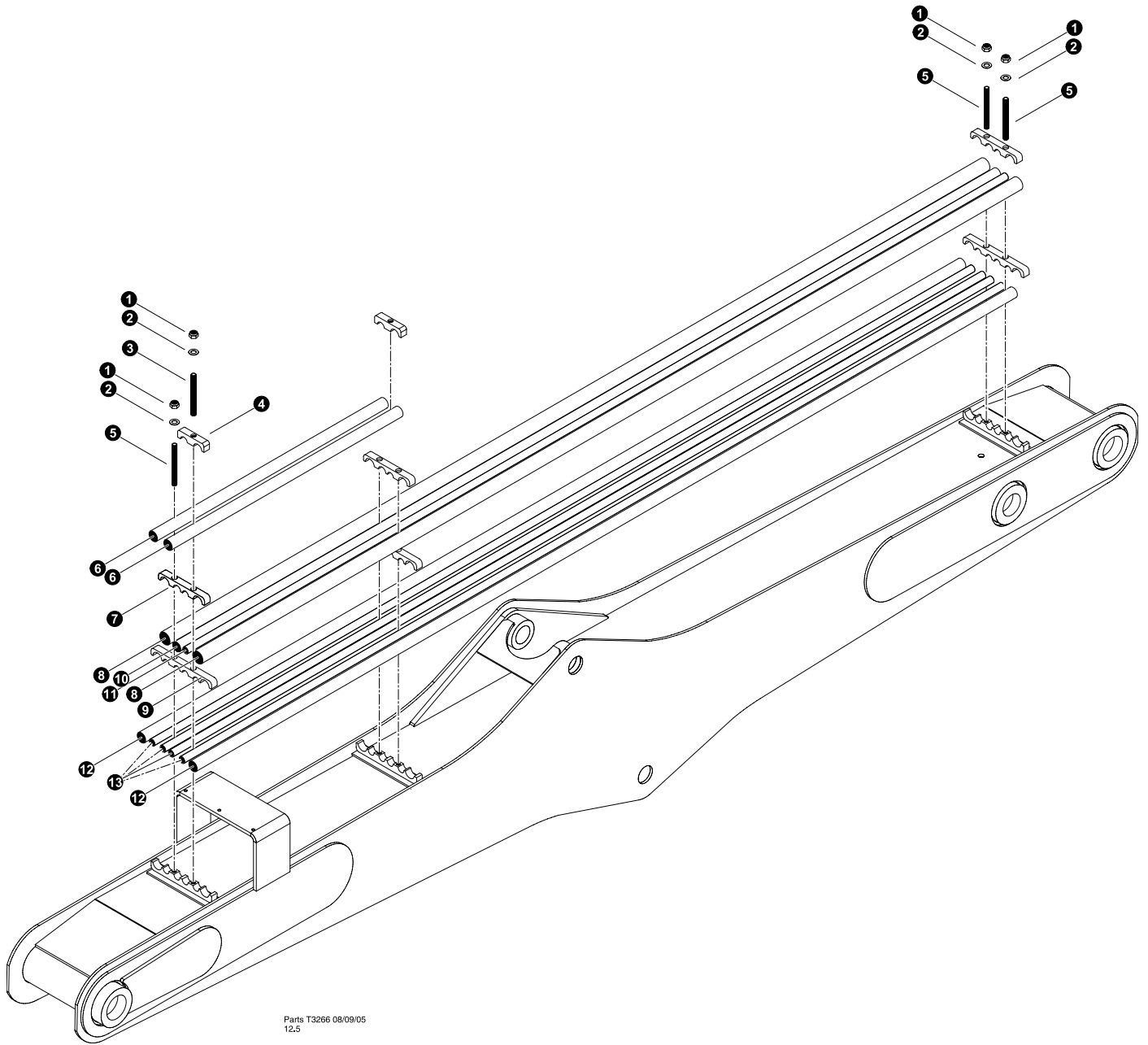
Kit or Assembly - includes all items indented underneath.




MAIN BOOM TUBE LINES (Forwarder)



REF	PART #	QTY	DESCRIPTION	SEE SECTION
1	10773LB	2	BOLT - .625" X 3.5"	
2	10771-LB	3	WASHER, SAE flat - 5/8"	
3	19324-LB	2	CLAMP, tubeline - 3/4" x 3/4"	
4	15681-LB	3	BOLT - .625" X 2.25"	
5	10771-LB	3	WASHER, SAE flat - 5/8"	
6	51785-LB	2	TUBELINE - .75" x 42" FWD MAIN	
7	42236-LB	3	CLAMP, MAIN BOOM FORWARDER TOP	
8	51782-LB	4	TUBELINE - .5" x 148" FWD MAIN	
9	51783-LB	2	TUBELINE - .75" x 148" (OPTIONAL FOR SQUIRT)	
10	REF	1	 MAIN BOOM ASSEMBLY.....	LB-1

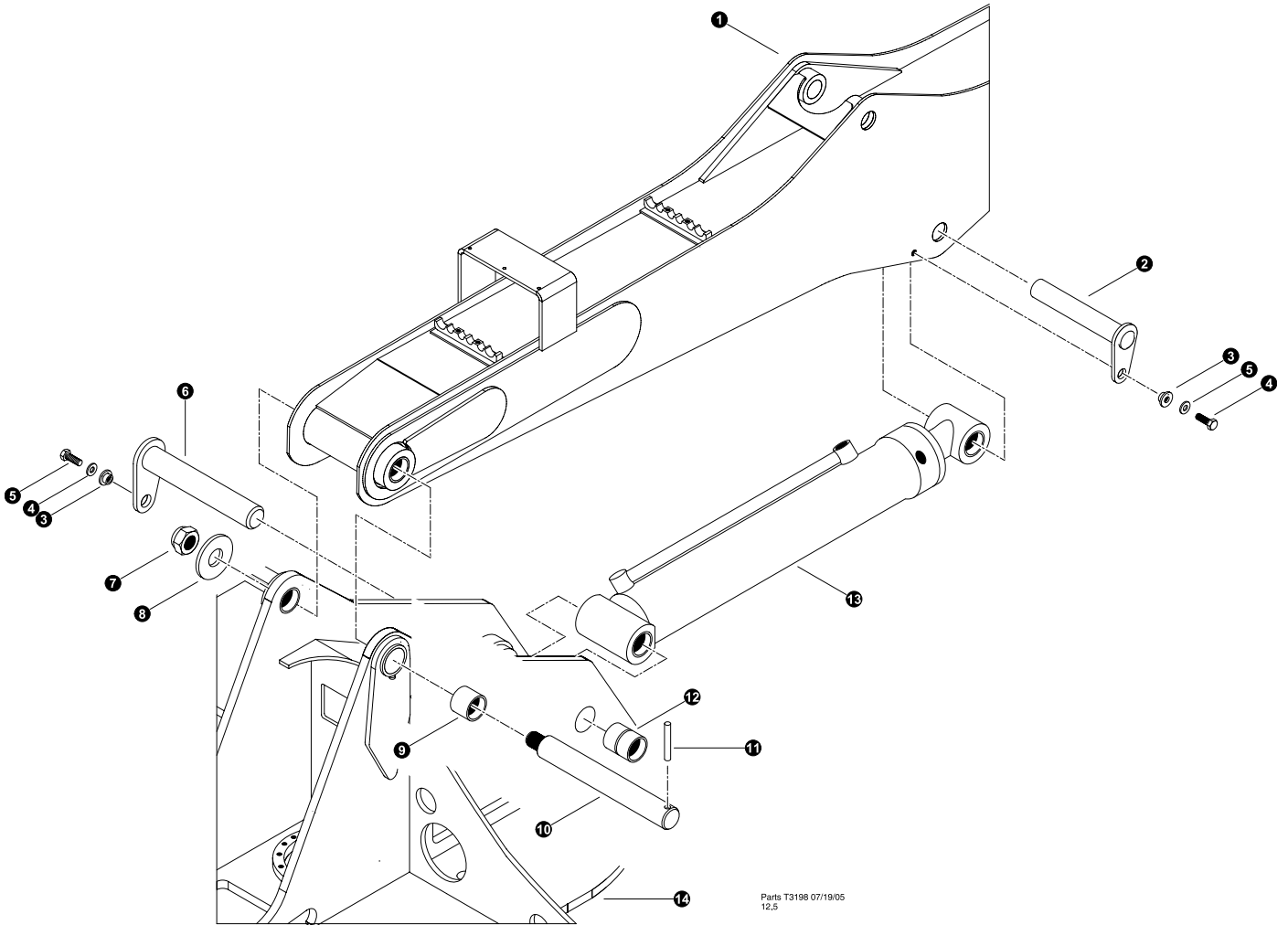
-  Kit or Assembly - includes all items indented underneath.
-  See referenced page for component or assembly breakdown.



MAIN BOOM TUBE LINES (Harvester and Combo Machine)



REF	PART #	QTY	DESCRIPTION	SEE SECTION
1	15563-LB	6	NUT, nylock - 5/8"	
2	10771-LB	6	WASHER, SAE flat - 5/8"	
3	17062-LB	2	STUD - .625" X 8"	
4	19324-LB	2	CLAMP, tubeline - 3/4" x 3/4"	
5	15672-LB	4	STUD - 5/8" x 5-1/4"	
6	51785-LB	2	TUBELINE - .75" x 42" FWD MAIN	
7	42512-LB	3	CLAMP, MAIN COMBO	
8	51784-LB	1	TUBELINE - 1" x 148" FWD MAIN - T830	
9	42236-LB	3	CLAMP, MAIN BOOM FORWARDER	
10	52173-LB	1	TUBELINE - BLACK PIPE (ELECTRICAL)	
11	51782-LB	1	TUBELINE - .5" x 148" FWD MAIN	
12	51783-LB	2	TUBELINE - .75" x 148" (OPTIONAL FOR SQUIRT)	
13	51782-LB	4	TUBELINE - .5" x 148" FWD MAIN	
14	REF	1	 MAIN BOOM ASSEMBLY.....	LB-1

-  Kit or Assembly - includes all items indented underneath.
-  See referenced page for component or assembly breakdown.

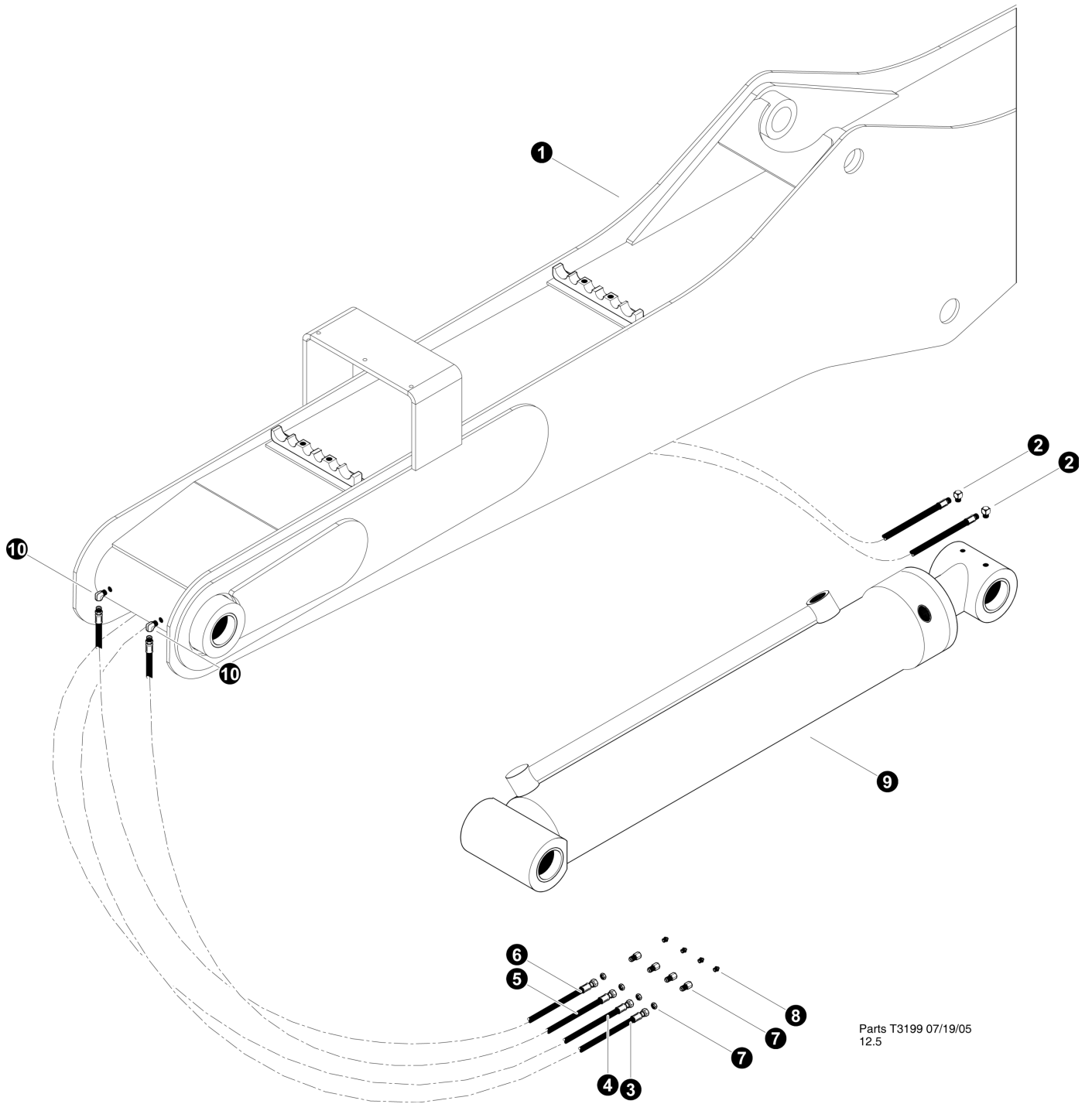


Parts T3198 07/19/05
12.5

MAIN BOOM AND CYLINDER INSTALLATION (Forwarder)



REF	PART #	QTY	DESCRIPTION	SEE SECTION
1	REF	1	 MAIN BOOM ASSEMBLY.....	LB-1
2	51653-LB	1	PIN ASSEMBLY, 2.99 DIA X 14.25"	
3	18570-LB	2	WASHER, PIN RETAINING	
4	15550-LB	2	WASHER, SAE FLAT - .75"	
5	15549-LB	2	BOLT - .75" X 2.0	
6	51575-LB	1	PIN ASSEMBLY, 2.99 DIA X 18.63"	
7	10728-LB	1	NUT, NYLOCK - 2" (ZINC PLATED)	
8	19384-LB	1	WASHER, BURNED - 2.12" ID X 6" OD X .5"	
9	42484-LB	2	BUSHING - 3.5" X 3.0" X 2.0" UNDERSIZE	
10	51952-LB	1	PIN ASSEMBLY, 2.99 DIA X 24.63"	
11	51953-LB	1	PIN, DOWEL 1 DIA X 5 LG	
12	42485-LB	2	BUSHING - 3.5" X 3.0" X 4.25" UNDERSIZE	
13	REF.	1	MAIN BOOM CYLINDER (FORWARDER / HARVESTER).....	LB-4
14	REF.	1	 UPPER TURNTABLE WELDMENT.....	UP-1

 See referenced page for component or assembly breakdown.

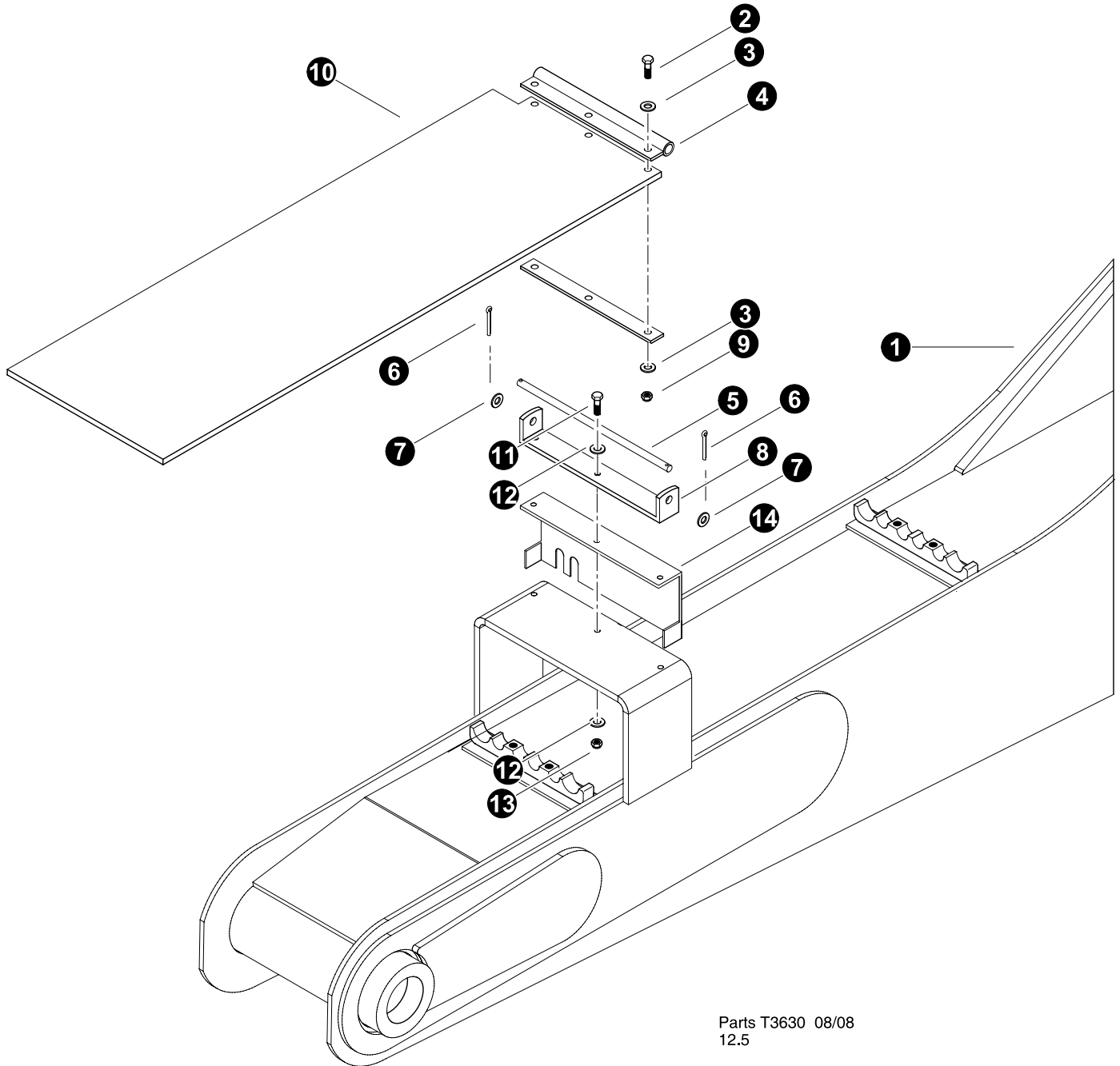


Parts T3199 07/19/05
12.5

MAIN BOOM AND CYLINDER GREASE LINES (Forwarder)



REF	PART #	QTY	DESCRIPTION	SEE SECTION
1	REF.	1	 MAIN BOOM.....	LB-1
2	22281-LB	2	ELBOW, 90 - 5546132	
3		1	HOSE ASSEMBLY, 2143-02-02PS-04JS (part of kit # 51978)	
4		1	HOSE ASSEMBLY, 2143-02-02PS-04JS (part of kit # 51978)	
5		1	HOSE ASSEMBLY, 2069-02-02PS-04JS (part of kit # 51978)	
6		1	HOSE ASSEMBLY, 2069-02-02PS-04JS (part of kit # 51978)	
7	15658-LB	4	CONNECTOR, STR BULKHEAD - 2239-2-4S	
8	10704-LB	4	FITTING, GREASE - .125 NPT - STR	
9	REF.	1	 MAIN BOOM (HOIST) CYLINDER.....	LB-4
10	22281-LB	2	ELBOW, 90 - 5546132	



 See referenced page for component or assembly breakdown.



Parts T3630 08/08
12.5

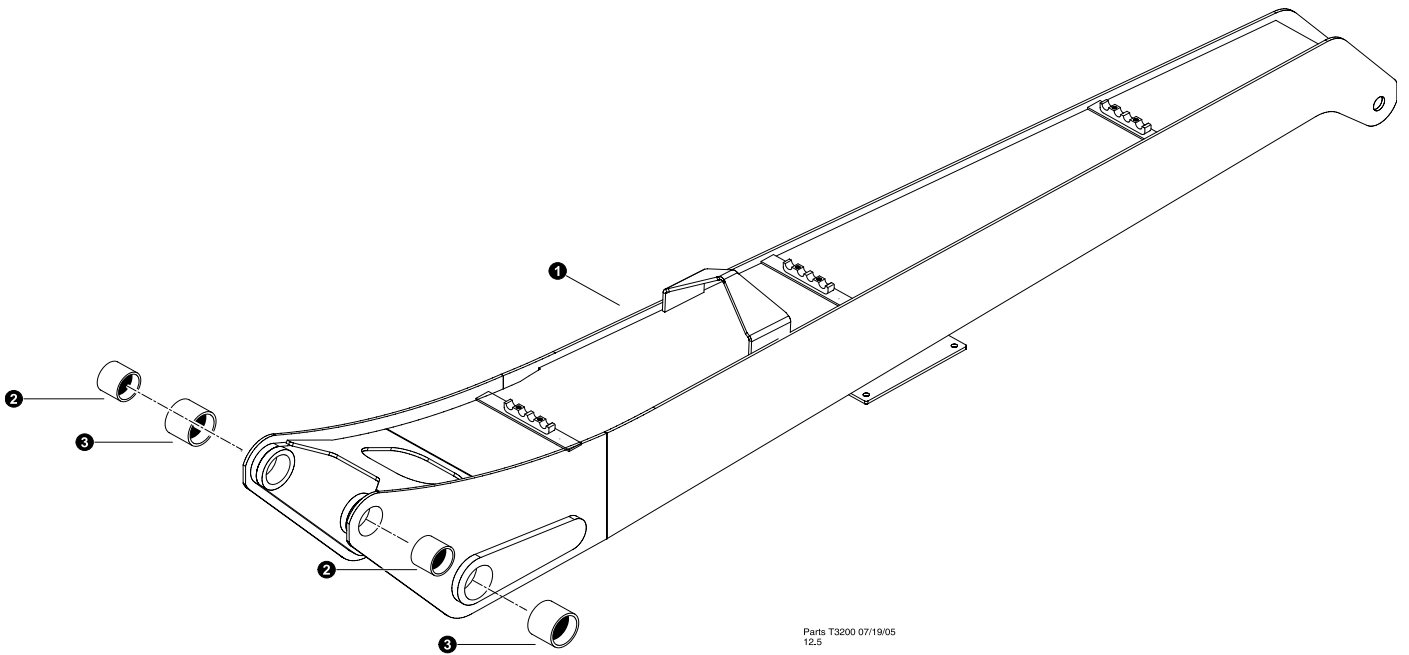
MAIN BOOM - DEBRIS SHIELD

REF	PART #	QTY	DESCRIPTION	SEE SECTION
1	REF.	1	 MAIN BOOM.....	LB-1
2	10731-LB	3	BOLT - .375" X 1.5"	
3	15528-LB	6	WASHER, SAE FLAT - .375"	
-	52820-LB	1	 HINGE, DEBRIS GUARD	
4	43315-LB	1	SUBASSEMBLY, HINGE TUBE	
5	43311-LB	1	PIN, HINGE	
6	-LB	2	PIN, cotter 3/16 X 1.5"	
7	15550-LB	2	WASHER, SAE FLAT - .75"	
8	43312-LB	1	PLATE, CHANNEL	
9	15507-LB	3	NUT, NYLOCK - .375"	
10	52838-LB	1	BELTING, GULLWING TO BOOM HINGED	
11	20084-LB	3	BOLT - .375" X 1.75"	
12	15528-LB	6	WASHER, SAE FLAT - .375"	
13	15507-LB	3	NUT, NYLOCK - .375"	

-  Kit or Assembly - includes all items indented underneath.
-  See referenced page for component or assembly breakdown.

Section LB-2

Loader Booms - Stick & Squirt (Tele) Booms

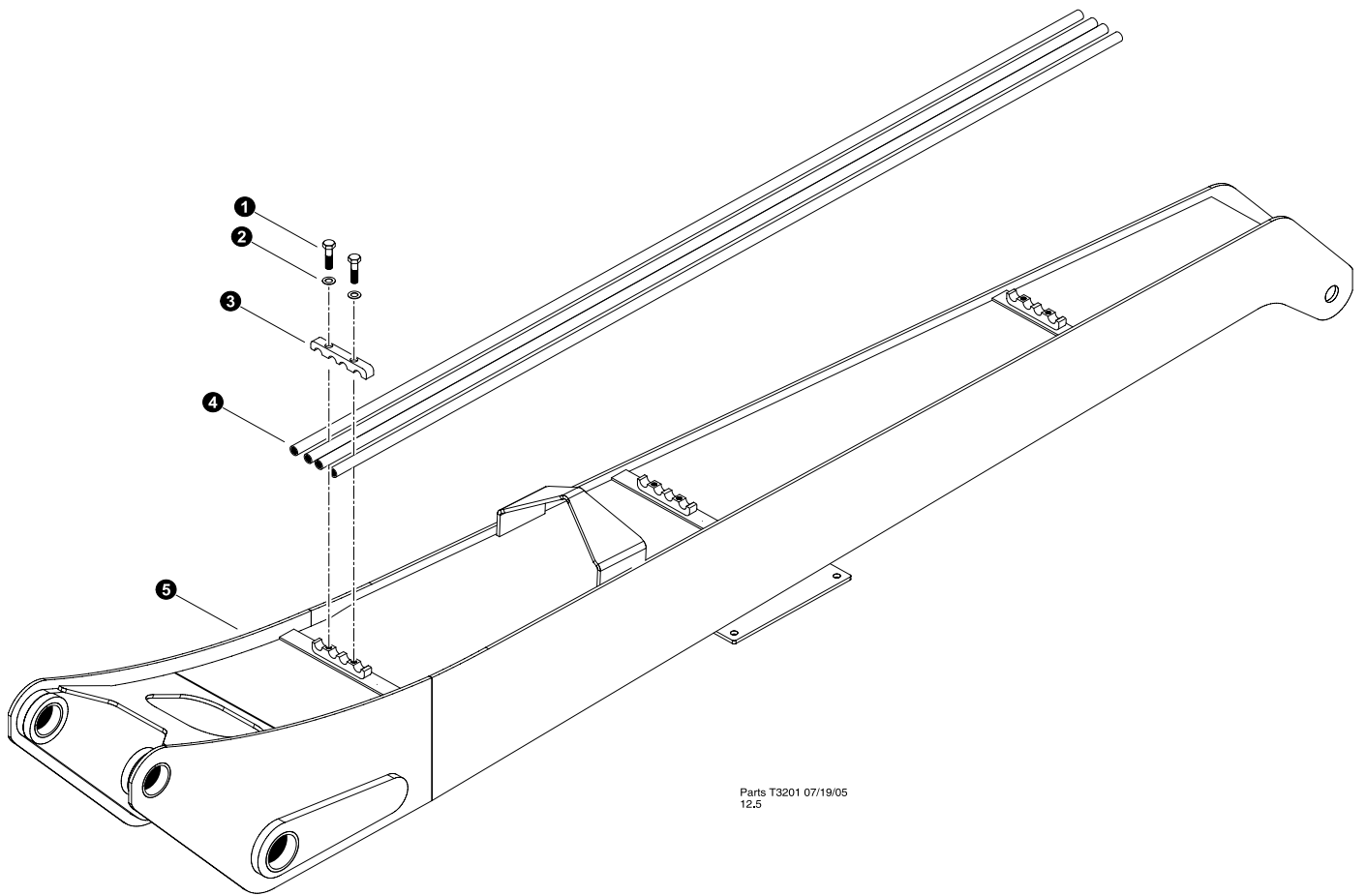


Parts T3200 07/19/05
12.5


**STICK BOOM COMPONENTS
(Used on Machine built 05/18/09 and Before)**


REF	PART #	QTY		DESCRIPTION	SEE SECTION
1	51536-LB	1	<input type="checkbox"/>	WELDMENT, STICK BOOM TF830 1.75" - (0307-051809 and Before)	
1	53908-LB	1	<input type="checkbox"/>	WELDMENT, STICK BOOM TF830 2" - (0308-060409 and After)	
2	42515-LB	2		BUSHING - 3" X 2.5" X 2.0" UNDERSIZE	
3	42484-LB	2		BUSHING - 3.5" X 3.0" X 2.0" UNDERSIZE	

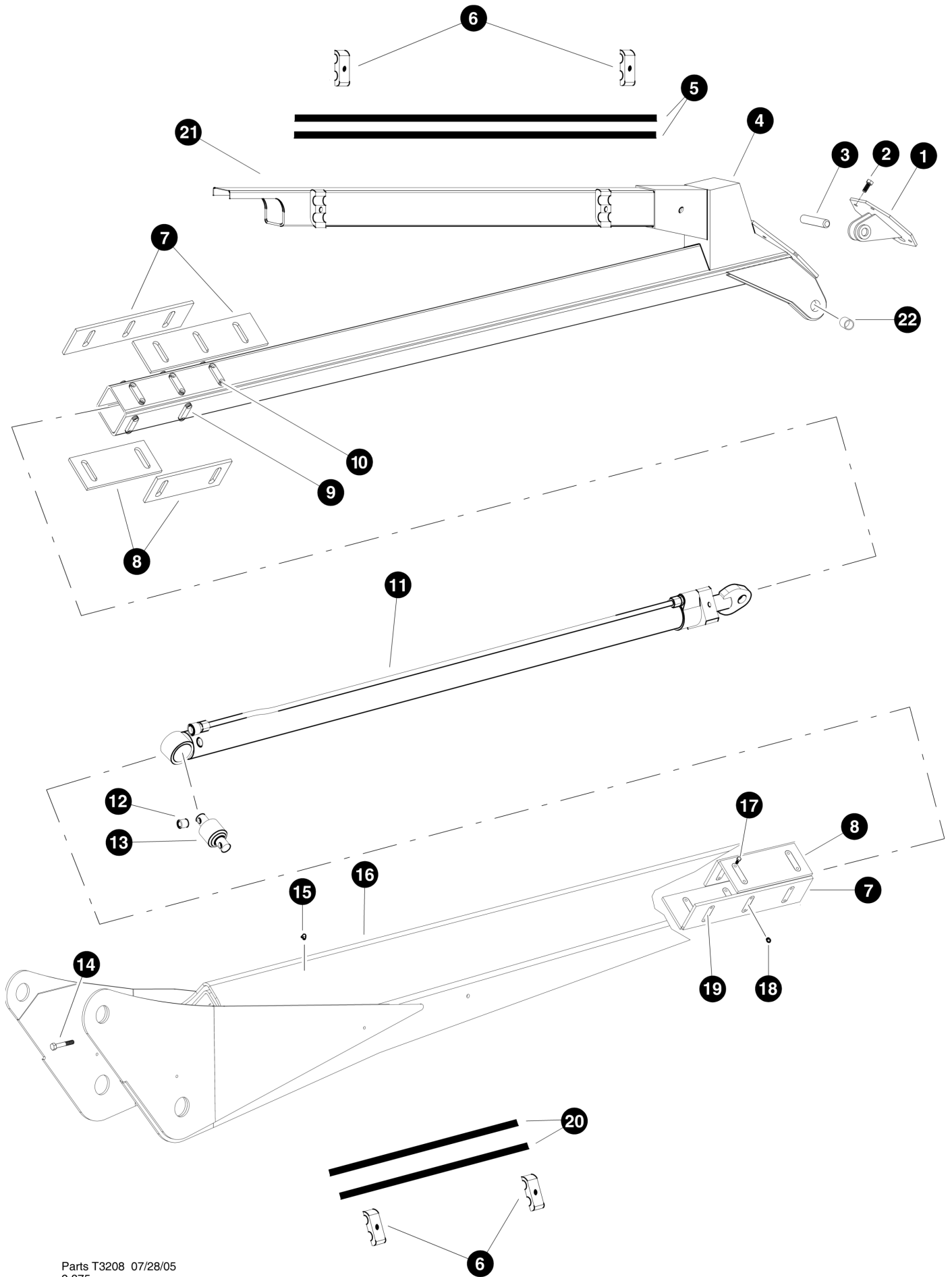
Kit or Assembly - includes all items indented underneath.



STICK BOOM TUBELINE INSTALLATION

REF	PART #	QTY	DESCRIPTION	SEE SECTION
1	15526-LB	6	BOLT - 5/8" x 2"	
2	10771-LB	6	WASHER, SAE flat - 5/8"	
3	42571-LB	3	CLAMP, TUBELINE 1/2"	
4	51815-LB		TUBELINE - .5" X 108" (STICK BOOM -830)	
5	REF	1	 STICK BOOM ASSEMBLY	LB-2

 See referenced page for component or assembly breakdown.

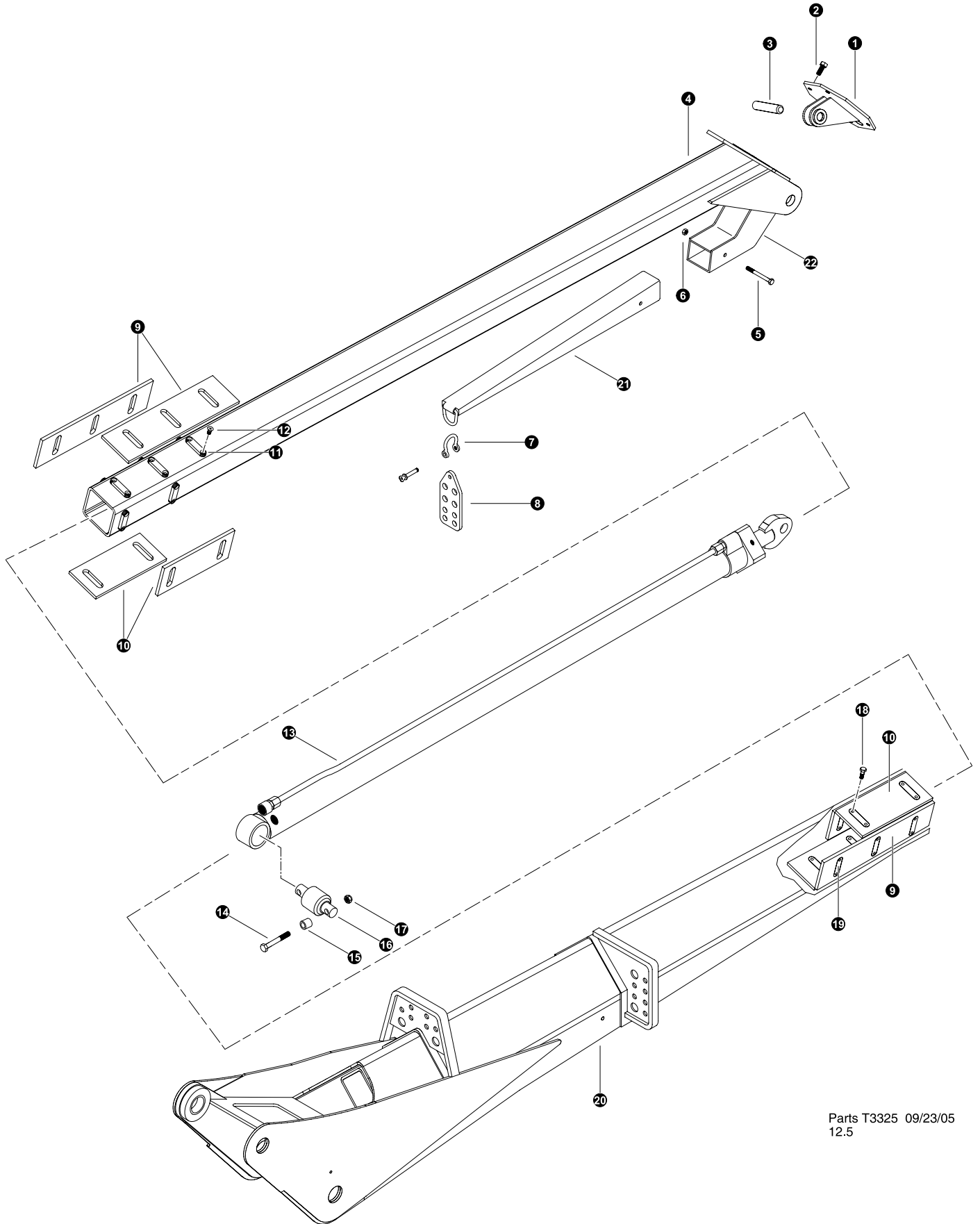


Parts T3208 07/28/05
9,375

SQUIRT BOOM COMPONENTS (Forwarder - Heavy Duty 8" Tube)

REF	PART #	QTY	DESCRIPTION	SEE SECTION
	52087STD-LB	1	<input type="checkbox"/> BOOM, SQUIRT - Standard Stinger	
1	---	1	CYLINDER ANCHOR (XB2017) before Boom SN 52087-132	
1	---	1	CYLINDER ANCHOR (XB2017R1) SN 52087-132 and After	
2	15502-LB	4	BOLT, 5/8 X 1.5	
3	---	1	PIN (XB2015) before Boom SN 52087-132	
3	---	1	PIN (XB2016) SN 52087-132 and After	
4	-LB	1	SLIDE, SQUIRT 6" Tube Forwarder (0307-051809 and Before)	
4	-LB	1	SLIDE, SQUIRT 8" Tube Forwarder (0308-060409 and After)	
5	19679-LB	4	TUBELINE, 1/2" X 48"	
6	15272-LB	8	CLAMP, saddle 1/2 x 1/2	
7	---	4	WEAR PAD, long (XB3016)	
-	---	4	SHIM, long wear pad (XB3016S)	
8	---	4	WEAR PAD, short (XB3015)	
-	---	4	SHIM, long wear pad (XB3015S)	
9	---	10	PUCKS, retaining - countersunk (XB3021)	
10	---	20	SCREWS, 3/8 X 3/4 brass (XB5001)	
11	REF	1	CYLINDER, squirt boom 6' LB-3	
12	---	2	SPACER, squirt cylinder mount (XB4081)	
13	---	1	BUSHING, squirt cyl rear (HEN 44695)	
14	10719-LB	2	BOLT, 5/8 X 4"	
15	15682-LB	2	FITTING, grease .125 - 90	
16	52198-LB	1	SHELL, SQUIRT HD 8" 4-bar STD	
17	---	20	BOLT, 3/8 X 7/8 bronze (XB5007)	
18				
19	---	8	PUCKS, retaining - (XB3020)	
-	---	2	PUCKS, retaining - tapped for grease zerk(XB3020 Z)	
20	19495-LB	4	TUBELINE, 1/2" X 24"	
21	52194-LB	1	WELDMENT, STINGER 6' forwarder	
22	19117-LB	2	BUSHING - 1.75" X 1.5" (Nose)	

Kit or Assembly - includes all items indented underneath.

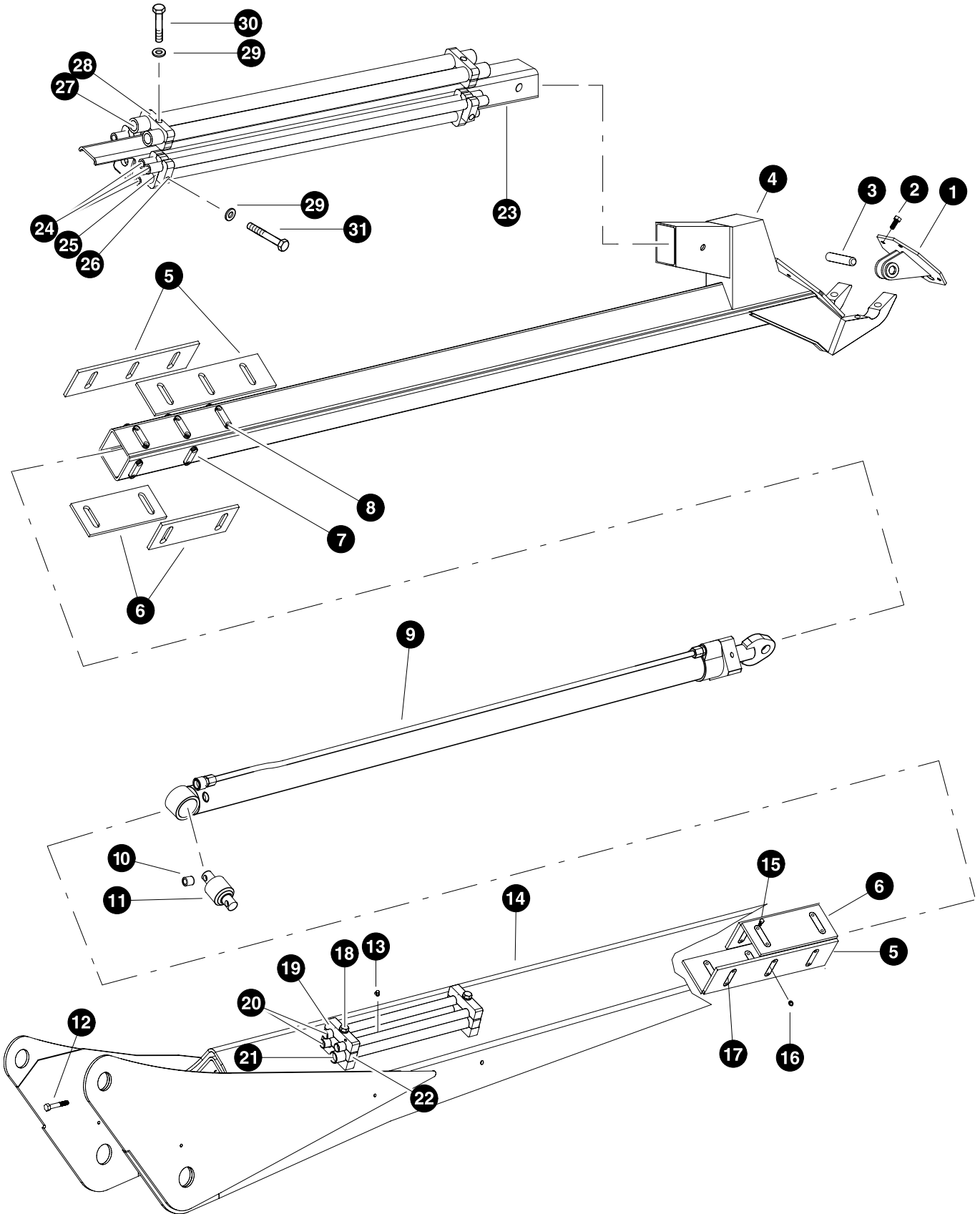


Parts T3325 09/23/05
12.5

SQUIRT BOOM COMPONENTS (Harvester - Heavy Duty 8" Tube)

REF	PART #	QTY	DESCRIPTION	SEE SECTION
	52087HAR-LB	1	<input type="checkbox"/> BOOM, SQUIRT - Harvester Stinger	
1	---	1	CYLINDER ANCHOR (XB2017) before Boom SN 52087-132	
1	---	1	CYLINDER ANCHOR (XB2017R1) SN 52087-132 and After	
2	15502-LB	4	BOLT, 5/8 X 1.5	
3	---	1	PIN (XB2015) before Boom SN 52087-132	
3	---	1	PIN (XB2016) SN 52087-132 and After	
4	-LB	1	SLIDE, SQUIRT HD 8" 4-Bar Harvester Stinger	
5	10815-LB	1	NUT, lock 1/2"	
6	10836-LB	1	BOLT - 1/2" x 5-1/2"	
7	21065-LB	1	PLATE, bulkhead stinger	
8	21064-LB	1	SHACKLE, screw pin anchor 1/2"	
9	---	4	WEAR PAD, long (XB3016)	
-	---	4	SHIM, long wear pad (XB3016S)	
10	---	4	WEAR PAD, short (XB3015)	
-	---	4	SHIM, long wear pad (XB3015S)	
11	---	20	SCREWS, 3/8 X 3/4 brass (XB5001)	
12	---	10	PUCKS, retaining - countersunk (XB3021)	
13	REF	1	CYLINDER, squirt boom 6' LB-3	
14	10719-LB	2	BOLT, 5/8 X 4"	
15	---	2	SPACER, squirt cylinder mount (XB4081)	
16	---	1	BUSHING, squirt cyl rear (HEN 44695)	
17	10816-LB	2	NUT, LOCK - .625"	
18	---	20	BOLT, 3/8 X 7/8 bronze (XB5007)	
19	---	8	PUCKS, retaining - (XB3020)	
-	---	2	PUCKS, retaining - tapped for grease zerk(XB3020 Z)	
20	52198-LB	1	SHELL, SQUIRT HD 8" 4-bar STD	
21	21063-LB	1	WELDMENT, squirt boom stinger (XB2008)	
22	---	1	BRACKET, stinger mount - weld on (XB2009)	

Kit or Assembly - includes all items indented underneath.

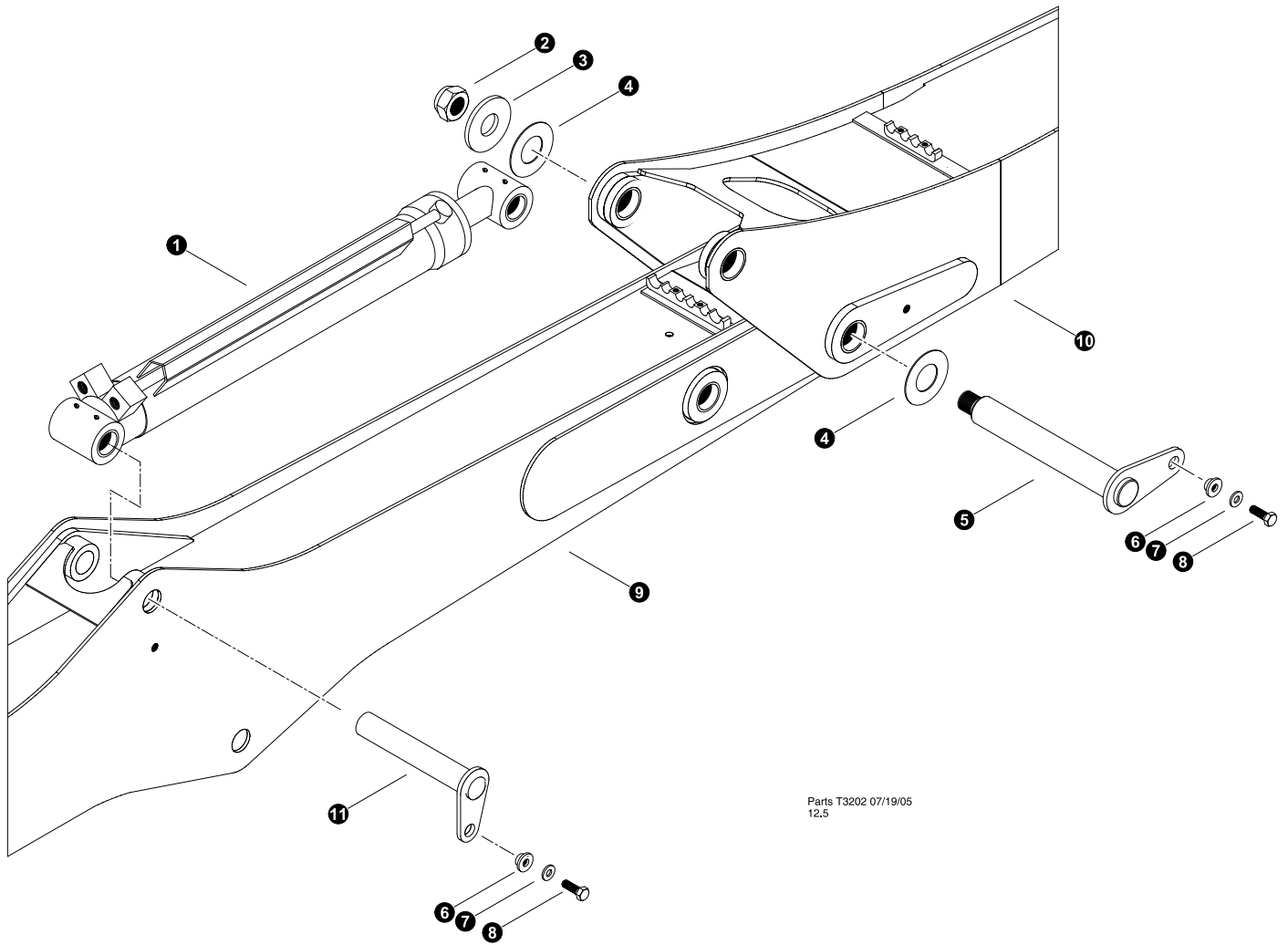


Parts T3331 10/01/05
9,375

SQUIRT BOOM COMPONENTS (Combo Harvester - Heavy Duty 8" Tube)



REF	PART #	QTY	DESCRIPTION	SEE SECTION
	52087COM-LB	1	<input type="checkbox"/> BOOM, SQUIRT - Combo Stinger	
1	---	1	CYLINDER ANCHOR (XB2017) before Boom SN 52087-132	
1	---	1	CYLINDER ANCHOR (XB2017R1) SN 52087-132 and After	
2	15502-LB	4	BOLT, 5/8 X 1.5	
3	---	1	PIN (XB2015) before Boom SN 52087-132	
3	---	1	PIN (XB2016) SN 52087-132 and After	
4	52189-LB	1	SLIDE, SQUIRT 4-Bar COMBO (0307-051809 and Before)	
4	53912-LB	1	SLIDE, SQUIRT 4-Bar COMBO (0308-060409 and After)	
5	---	4	WEAR PAD, long (XB3016)	
-	---	4	SHIM, long wear pad (XB3016S)	
6	---	4	WEAR PAD, short (XB3015)	
-	---	4	SHIM, long wear pad (XB3015S)	
7	---	10	PUCKS, retaining - countersunk (XB3021)	
8	---	20	SCREWS, 3/8 X 3/4 brass (XB5001)	
9	REF.	1	<input type="checkbox"/> CYLINDER, squirt boom 6' LB-3	
10	---	2	SPACER, squirt cylinder mount (XB4081)	
11	---	1	BUSHING, squirt cyl rear (HEN 44695)	
12	10719-LB	2	BOLT, 5/8 X 4"	
13	15682-LB	2	FITTING, grease .125 - 90	
14	52190-LB	1	SHELL, SQUIRT HD 8" 4-bar COMBO	
15	---	20	BOLT, 3/8 X 7/8 bronze (XB5007)	
16	10704-LB	2	FITTING, grease .125 - str.	
17	---	8	PUCKS, retaining - (XB3020)	
-	---	2	PUCKS, retaining - tapped for grease zerker(XB3020 Z)	
18	15526-LB	4	BOLT - .625" X 2"	
19	15272-LB	4	CLAMP, SADDLE TOP TUBE - .5" & .5"	
20	19495-LB	5	TUBELINE - .5" X 24"	
21	19497-LB	2	TUBELINE - 1" X 24"	
22	40953-LB	4	CLAMP, SADDLE - DRILLED - .5" X 1"	
23	52193-LB	1	STINGER TUBE, ATTACHMENT ASSEMBLY (quick change)	
24	19679-LB	5	TUBELINE - .5" X 48"	
25	15272-LB	4	CLAMP, SADDLE TOP TUBE - .5" & .5"	
26	42237-LB	2	CLAMP, SADDLE TOP TUBE - .5"	
27	19681-LB	2	TUBELINE - 1" X 48"	
28	12447-LB	2	CLAMP, SADDLE TOP TUBE - 1" & 1"	
29	10771-LB	6	WASHER, SAE FLAT - .625"	
30	15681-LB	4	BOLT - .625" X 2.25"	
31	10720-LB	2	BOLT - .625" X 3"	


Kit or Assembly - includes all items indented underneath.

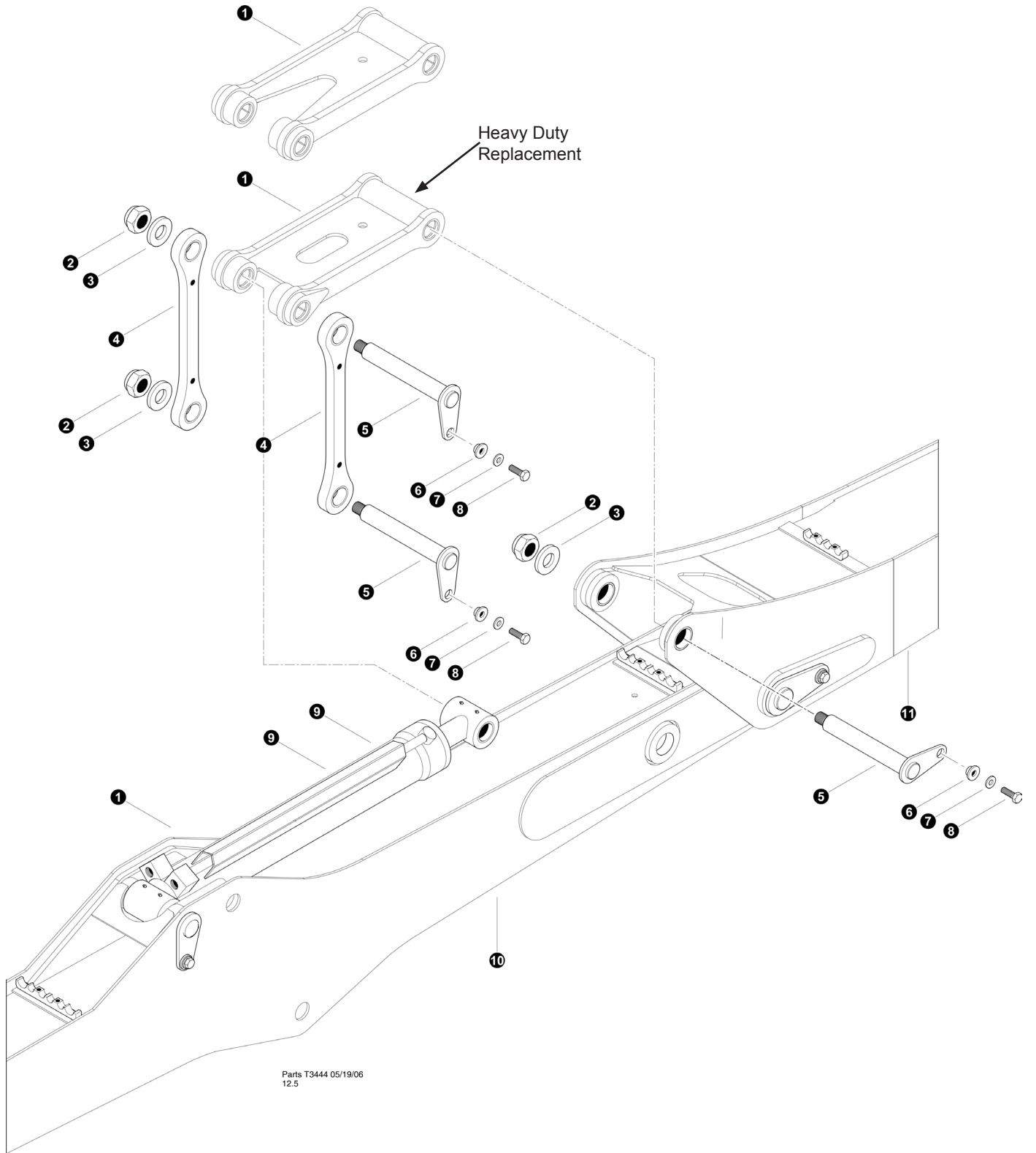


Parts T3202 07/19/05
12.5



STICK BOOM INSTALLATION (Installation the same for squirt boom)

REF	PART #	QTY	DESCRIPTION	SEE SECTION
1	REF	1	STICK BOOM CYLINDER.....	LB-3
2	10728-LB	1	NUT, nylock - 2"	
3	19384-LB	1	WASHER, burned	
4	19150-LB	AR	SHIM - 1/4" thick	
	16633-LB	AR	SHIM - 7 gauge	
	16637-LB	AR	SHIM - 10 gauge	
	16638-LB	AR	SHIM - 14 gauge	
5	51440-LB	1	PIN ASSEMBLY, 2.99 DIA X 21.5 (2" NUT)	
6	18570-LB	1	WASHER, pin retaining	
7	15550-LB	1	WASHER, SAE flat - 3/4"	
8	15549-LB	1	BOLT - 3/4" x 2"	
9	REF.	1	 MAIN BOOM ASSEMBLY	LB-1
10	REF.	1	 STICK BOOM ASSEMBLY.....	LB-2
11	51643-LB	1	PIN ASSEMBLY, 2.49 DIA X 13.13"	

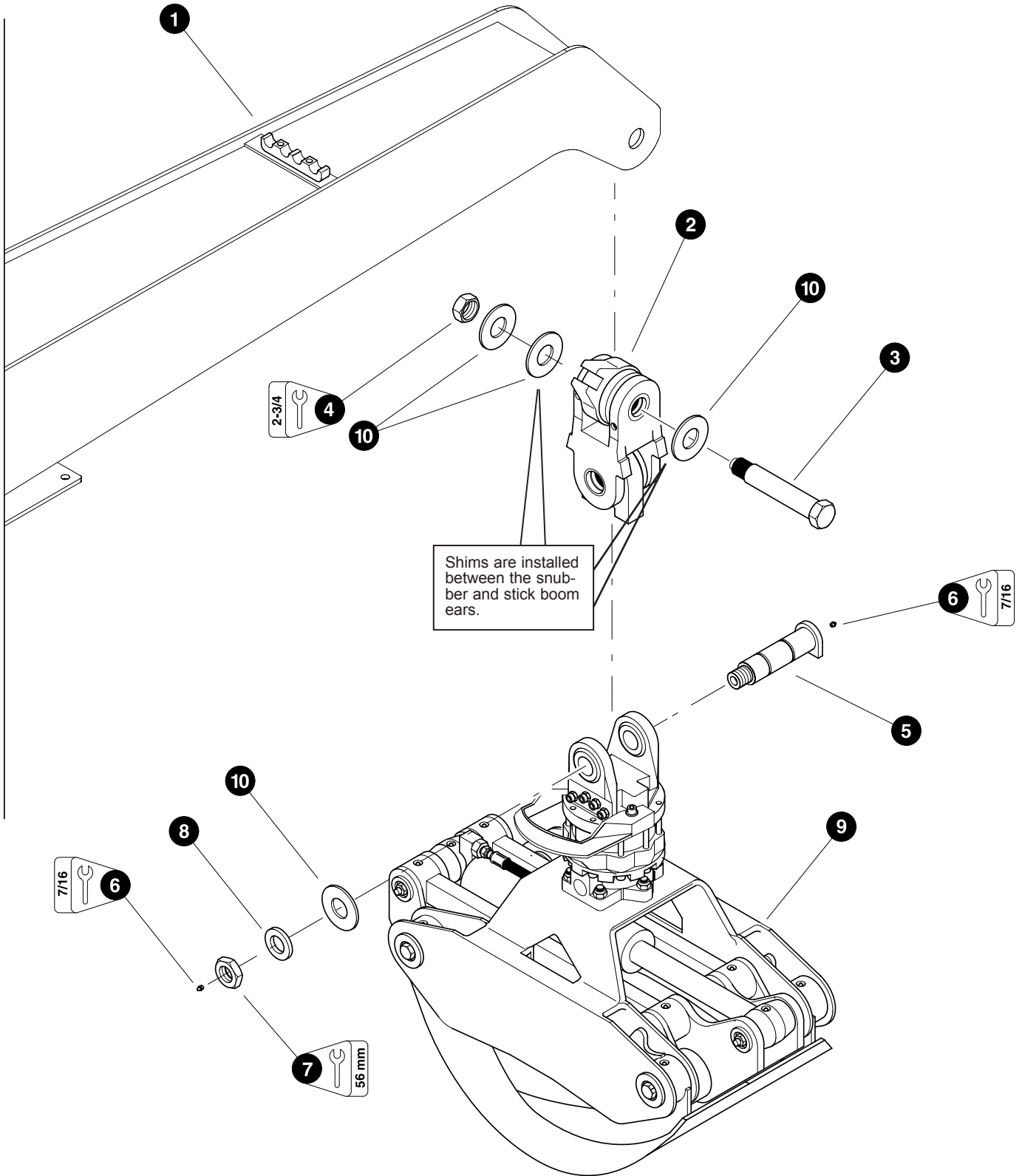
 See referenced page for component or assembly breakdown.



STICK BOOM 4 - BAR LINK INSTALLATION (Installation the same for squirt boom)

REF	PART #	QTY	DESCRIPTION	SEE SECTION
1	52150-LB	1	LINK, CYLINDER 28.5"	
-	42245-LB	1	LINK, CYLINDER HEAVY DUTY	
2	10728-LB	1	NUT, nylock - 2"	
3	12021-LB	3	WASHER, BURNED	
4	52151-LB	2	LINK, DOGBONE 27"	
5	52721-LB	3	PIN ASSEMBLY, 2.49 DIA X 19.13 (2" NUT)	
6	18570-LB	3	WASHER, pin retaining	
7	15550-LB	3	WASHER, SAE flat - 3/4"	
8	15549-LB	3	BOLT - 3/4" x 2"	
9	REF	1	STICK BOOM CYLINDER 45" Stroke	LB-3
10	REF.	1	 MAIN BOOM ASSEMBLY	LB-1
11	REF.	1	 SQUIRT BOOM ASSEMBLY	LB-2





 See referenced page for component or assembly breakdown.





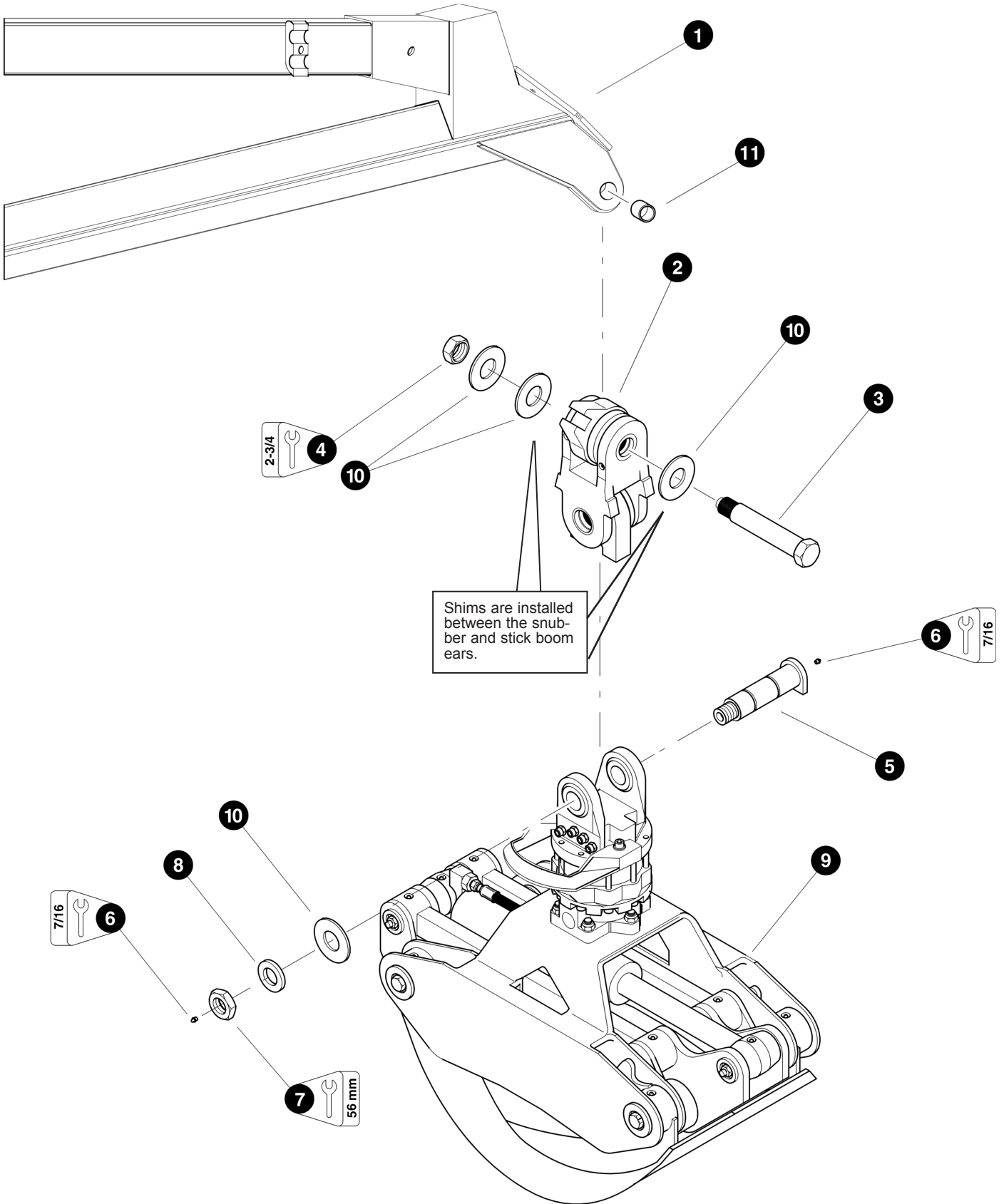
Parts T3205 07/14/05
12.50

HULTDINS SUPERGRIP 360S GRAPPLE INSTALLATION

(With Optional QUADCO Snubber)

REF	PART #	QTY	DESCRIPTION	SEE SECTION
1	REF.	1	 STICK BOOM ASSEMBLY.....	LB-2
2	REF.	1	 SNUBBER, Quadco	LB-2
3	23528-LB	1	PIN - 1-3/4" x 10-3/4" (0307-051809 and Before)	
3	53720-LB	1	PIN - 2" x 10-3/4" (0308-060409 and After)	
4	20811-LB	1	NUT, nylock - 1-1/2"	
5	19789-LB	1	 PIN, grapple mount	
6	10704-LB	2	FITTING, grease - 1/8" pipe thread	
7	50281-LB	1	NUT, grapple mount pin	
8	50282-LB	1	WASHER, grapple mount pin	
9	REF.	1	 GRAPPLE - Hultdins 360S (See Manufacturer's Manual)	
10	19682-LB	4	SHIM, 1.75 X .075	





-  See referenced page for component or assembly breakdown.
-  Kit or Assembly - includes all items indented underneath.





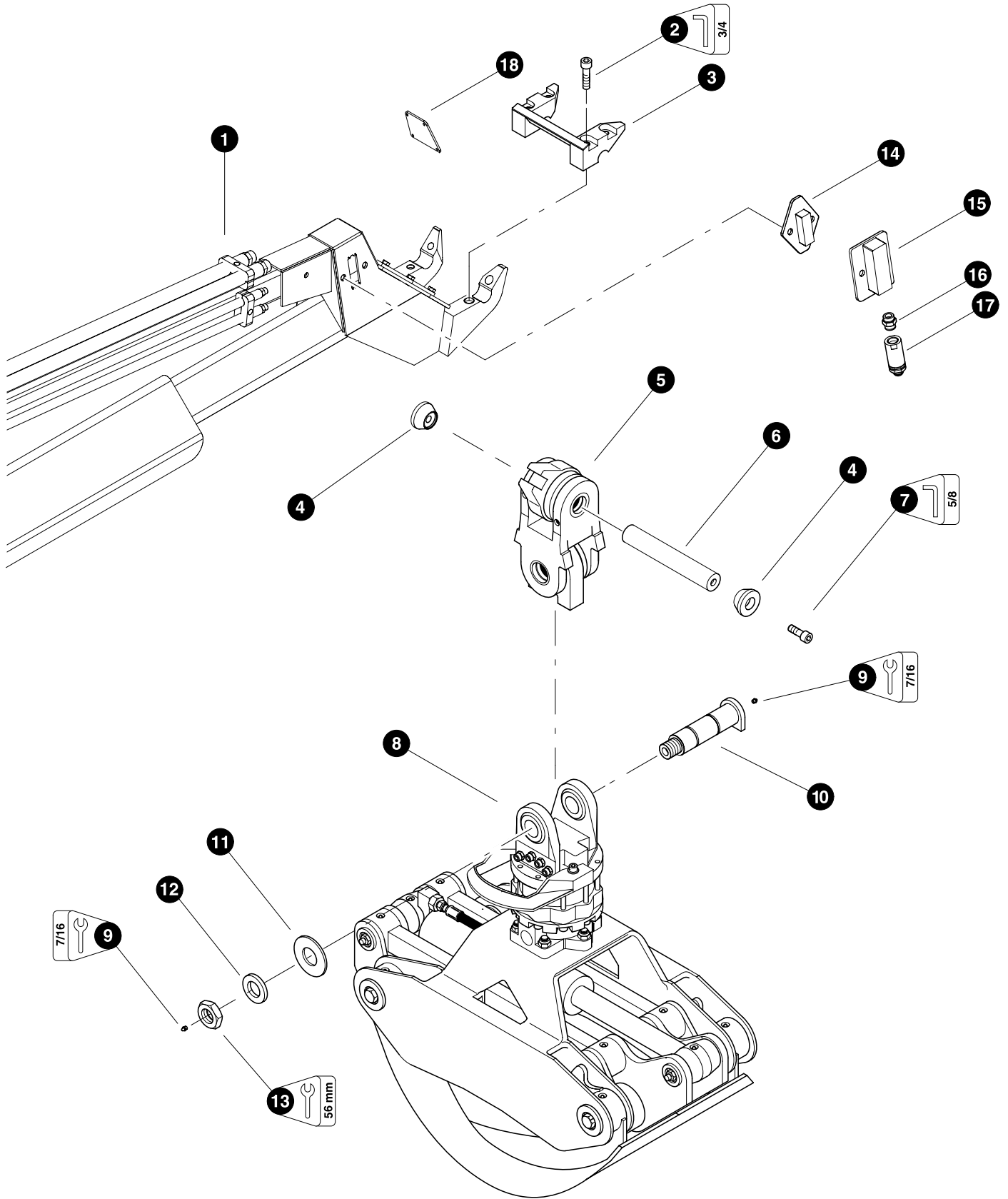
Parts T2750 07/14/03
12.50

HULTDINS SUPERGRIP 360S GRAPPLE INSTALLATION

(Optional Squirt Boom Instalation)

REF	PART #	QTY	DESCRIPTION	SEE SECTION
1	REF.	1	 STICK BOOM ASSEMBLY.....	LB-2
2	REF.	1	 SNUBBER, Quadco	LB-2
3	23528-LB	1	PIN - 1-3/4" x 10-3/4" (0307-051809 and Before)	
3	53720-LB	1	PIN - 2" x 10-3/4" (0308-060409 and After)	
4	20811-LB	1	NUT, nylock - 1-1/2"	
5	19789-LB	1	 PIN, grapple mount	
6	10704-LB	2	FITTING, grease - 1/8" pipe thread	
7	50281-LB	1	NUT, grapple mount pin	
8	50282-LB	1	WASHER, grapple mount pin	
9	REF.	1	 GRAPPLE - Hultdins 360S (<i>See Manufacturer's Manual</i>)	
10	19682-LB	4	SHIM, 1.75 X .075	
11	19117-LB	2	BUSHING - 1.75" X 1.5"	




-  See referenced page for component or assembly breakdown.
-  Kit or Assembly - includes all items indented underneath.





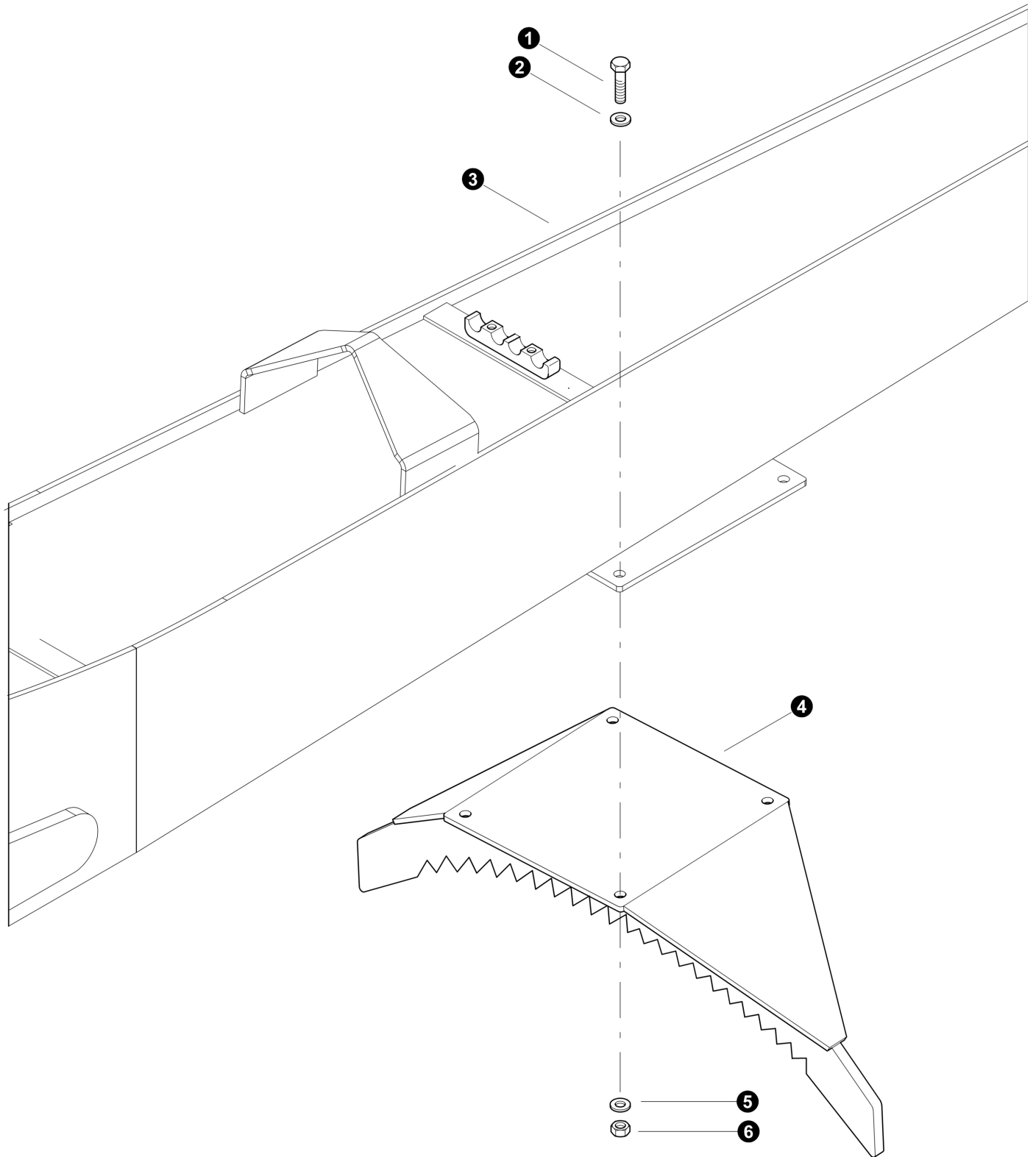
Parts T2917 10/01/03
12.50

HULTDINS SUPERGRIP 360S GRAPPLE INSTALLATION

(Optional - Combo Squirt Boom Instalation)


REF	PART #	QTY	DESCRIPTION	SEE SECTION
1	REF.	1	 SQUIRT BOOM ASSEMBLY	LB-2
2	51218-LB	4	BOLT, ALLEN HEAD - .875" X 3.5"	
3	51219-LB	1	CLAMP, QUICK CHANGE (TOP) (0307-051809 and Before)	
3	53913-LB	1	CLAMP, QUICK CHANGE (TOP) (0308-060409 and After)	
4	40674-LB	2	TAPPER, Quick Change Pin (0307-051809 and Before)	
4	53722-LB	2	TAPPER, Quick Change Pin (0308-060409 and After)	
5	REF.	1	 SNUBBER, Quadco	LB-2
6	40673-LB	2	PIN, 1.75" (quick change) (0307-051809 and Before)	
6	53721-LB	2	PIN, 2" (quick change) (0308-060409 and After)	
7	51217-LB	4	BOLT, ALLEN HEAD - .875" X 2"	
8	REF.	1	 GRAPPLE - Hultdins 360S	LB-4
9	10704-LB	2	FITTING, grease - 1/8" pipe thread	
10	19789-LB	1	PIN, grapple mount	
11	19682-LB	4	SHIM, 1.75 X .075	
12	50282-LB	1	WASHER, grapple mount pin	
13	50281-LB	1	NUT, grapple mount pin	
14	40704-LB	1	COVER, FRONT PLATE (quick change)	
15	40681-LB	1	COVER, QUICK CHANGE ELEC CONNECTOR	
16	19473-LB	1	CONNECTOR, STR - 6403-16	
17	19541-LB	1	SWIVEL, INLINE	
18	40703-LB	1	COVER, ELECTRICAL (quick change)	

-  See referenced page for component or assembly breakdown.
-  Kit or Assembly - includes all items indented underneath.

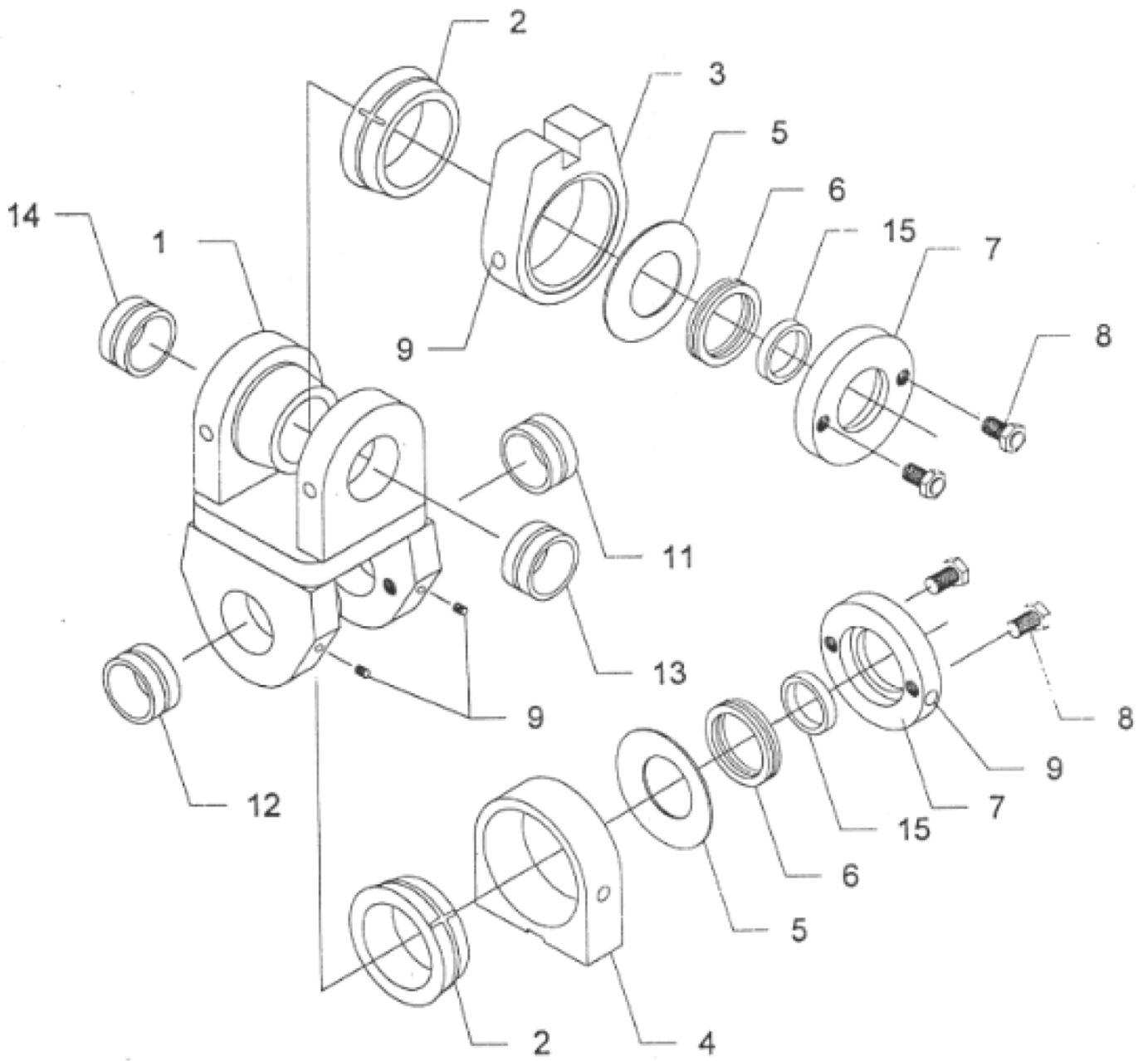


Parts T3204 07/21/05
18.75

OPTIONAL STICK BOOM MOUNTED HEEL

REF	PART #	QTY	DESCRIPTION	SEE SECTION
1	10736-LB	4	BOLT - 1/2" x 2"	
2	15534-LB	8	WASHER, SAE flat - 1/2"	
3	REF.	1	 STICK BOOM ASSEMBLY.....	LB-2
4	51565-LB	1	WELDMENT, stick boom heel	
5	10815-LB	4	NUT, lock - 1/2"	

 See referenced page for component or assembly breakdown.



QUADCO SNUBBER BREAKDOWN

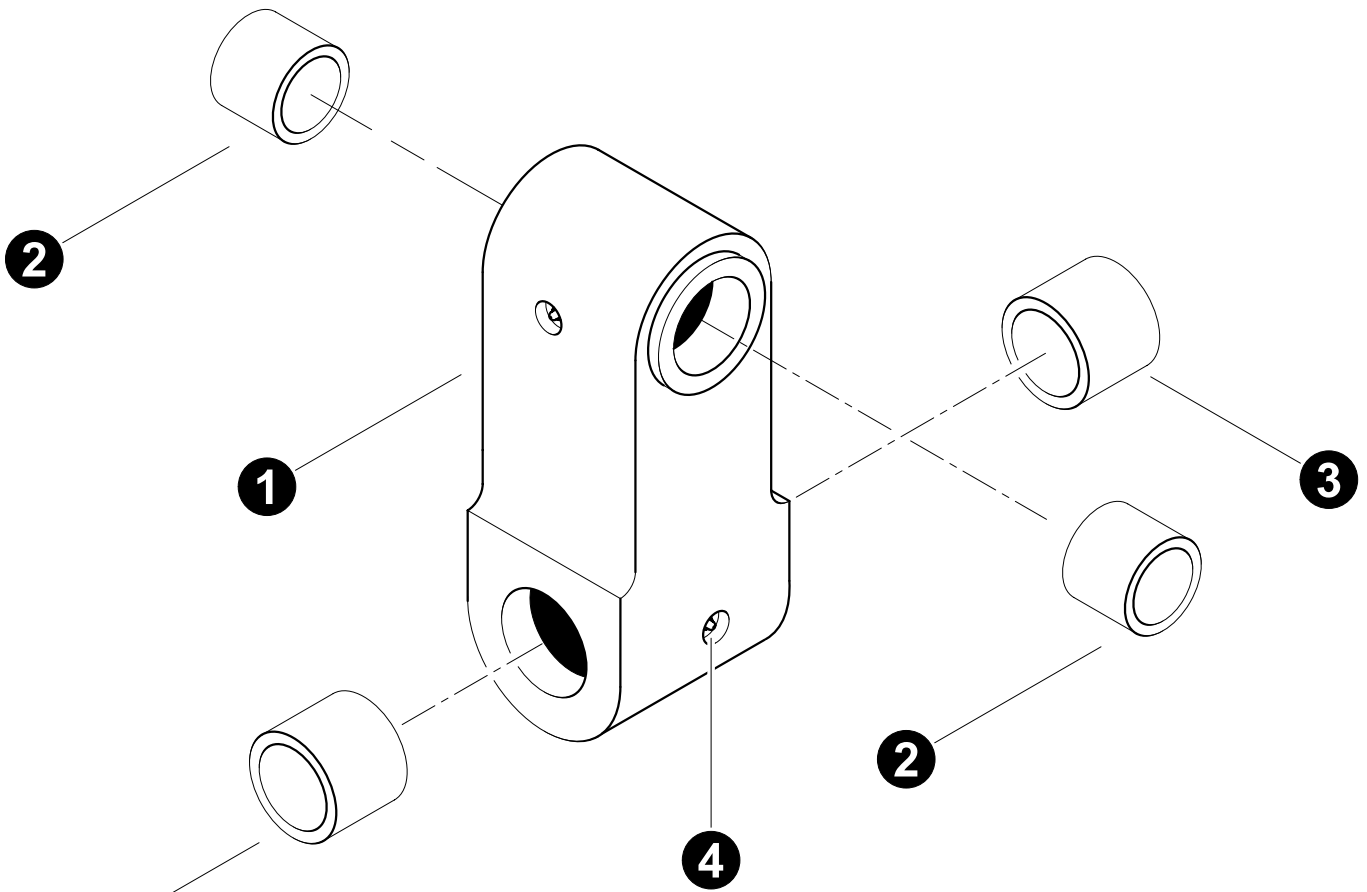
REF	PART #	QTY	DESCRIPTION	SEE SECTION
-	19790-LB	1	<input type="checkbox"/> SNUBBER (Quadco) (0307-051809 and Before)	
-	53855-LB	1	<input type="checkbox"/> SNUBBER, (Quadco) (0308-060409 and After)	
1	-LB	1	LINK ASSEMBLY - HEAVY DUTY	
2	-LB	2	FRICITION SLEEVE (COMPOSITE MATERIAL) (B3T-1015G)	
2	-LB	2	FRICITION SLEEVE (ZINC ALLOY) (B3T-1175) - optional	
3	-LB	1	SLOT HOUSING (B3T-1135)	
4	-LB	1	FOOT HOUSING (B3T-1140)	
5	-LB	2	SPRING WASHER (B3T-1030)	
6	-LB	2	BEARING (B3T-1035)	
7	-LB	2	PRESSURE PLATE (B3T-1040)	
8	-LB	4	ADJUSTING BOLT (B3T-1045)	
9	-LB	10	ZERK (B3T-1130)	
11	-LB	1	BUSHING - 2.06" ID X 1.125" (B3T-1150S)	
12	-LB	1	BUSHING - 2.06" ID X 2.45" (B3T-1085S)	
13	-LB	1	BUSHING - 1.758" ID(B3T-1165S) (0307-051809 and Before)	
13	-LB	1	BUSHING - 2.008" ID() (0308-060409 and After)	
14	-LB	1	BUSHING - 1.758" ID X 2.45" (B3T-1125S)	
15	-LB	2	BEARING SEAL (B3T-1180)	



See referenced page for component or assembly breakdown.





Kit or Assembly - includes all items indented underneath.

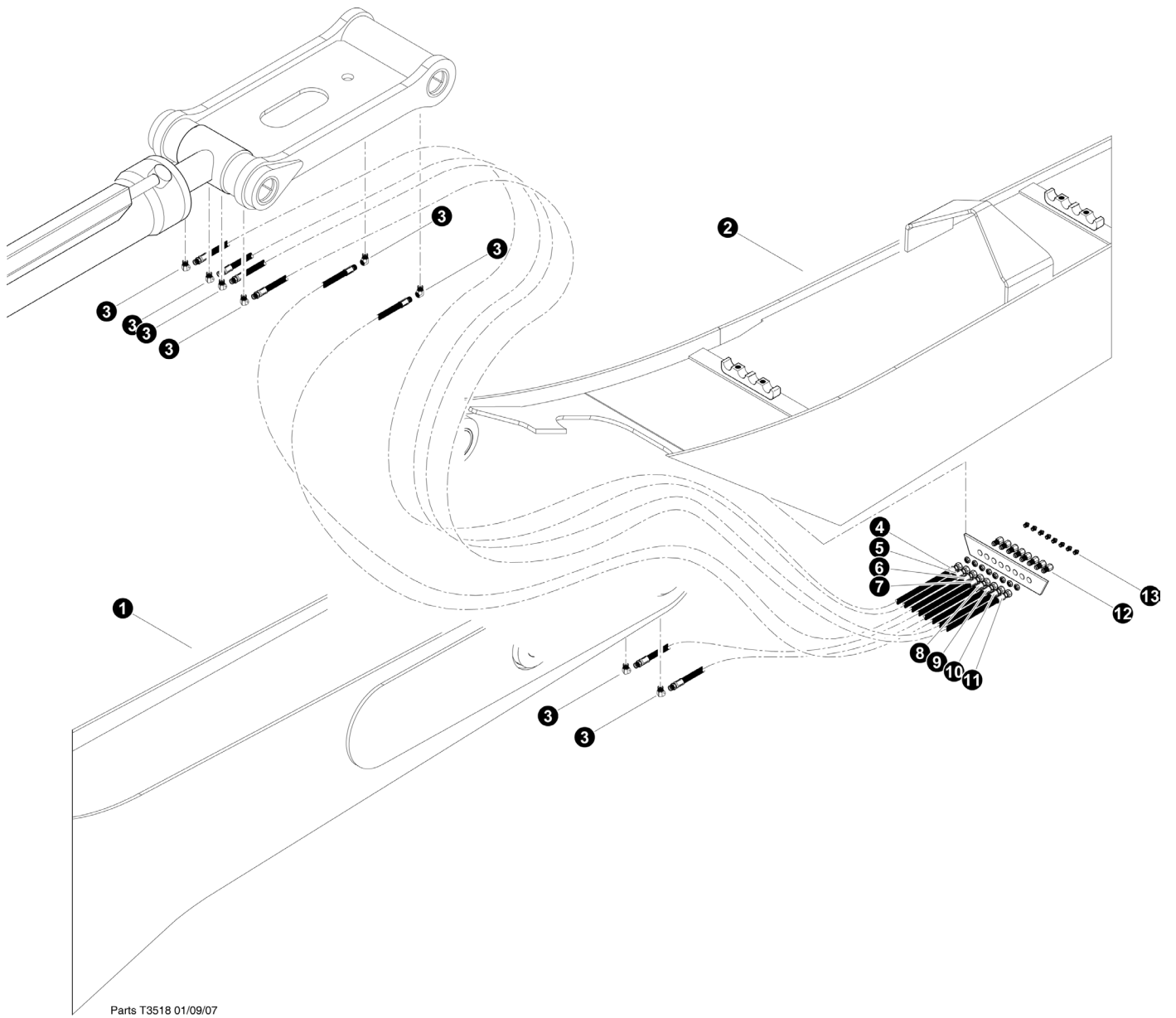


Parts T3789 06/09
25

ADAPTER LINK BREAKDOWN



REF	PART #	QTY	DESCRIPTION	SEE SECTION
1	52492-LB	1	ADAPTER, DANGLE - GV-2.05 x 1.75	
1	53910-LB	1	ADAPTER, DANGLE - GV-2.05 x 2.0	
2	53633-LB	2	BUSHING - 1.75 X 2.25 - (0307-051809 and Before)	
2	53894-LB	2	BUSHING - 2 X 2.25 - (0308-060409 and After)	
3	52493-LB	2	BUSHING - 2.058" X 2"	
4	10704-LB	2	FITTING, GREASE - .125 NPT - STR	


-  See referenced page for component or assembly breakdown.
-  Kit or Assembly - includes all items indented underneath.

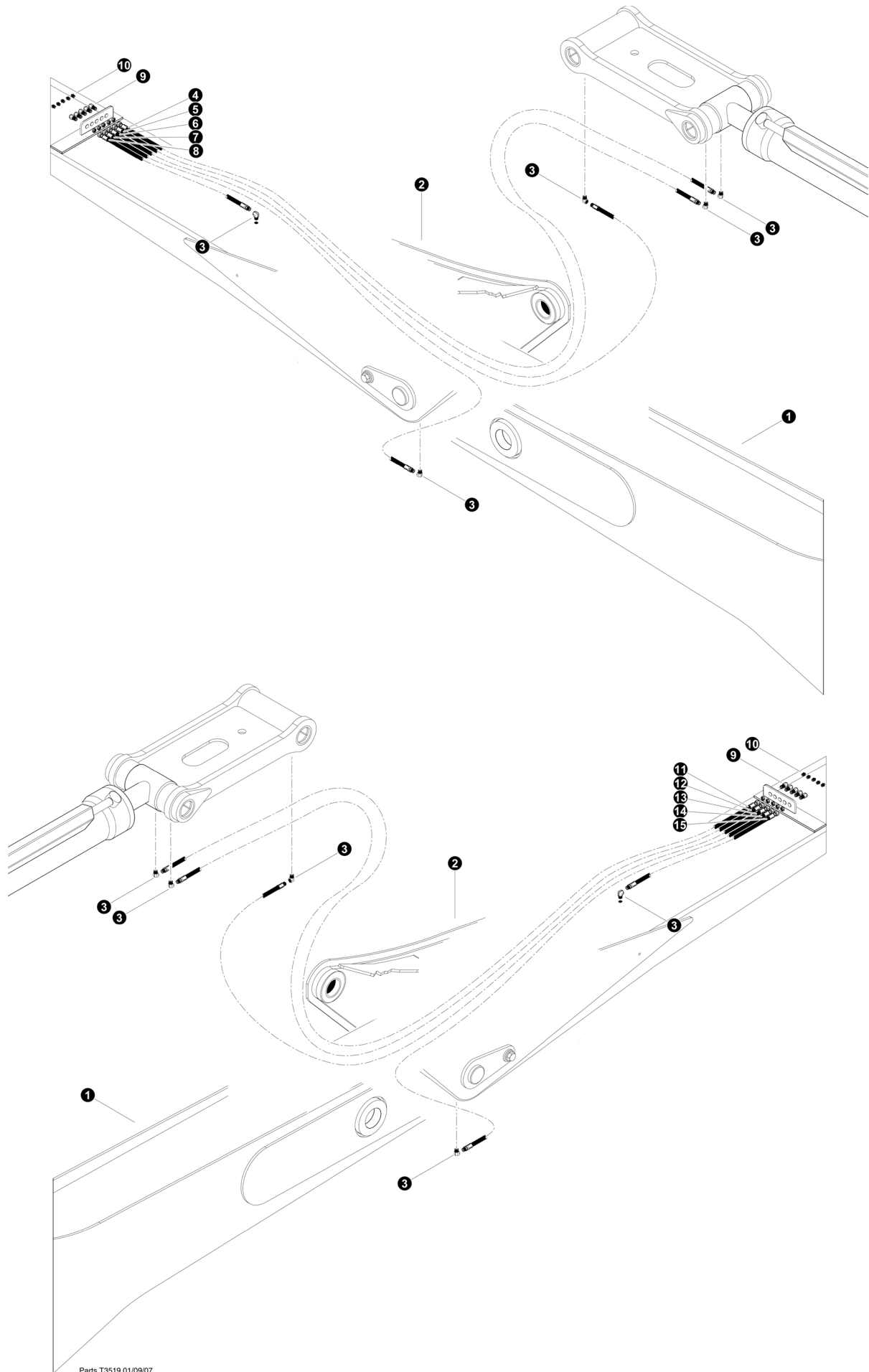


Grease Lines Installation

(4-Bar Link and Standard Stick Boom)

REF	PART #	QTY	DESCRIPTION	SEE SECTION
1	REF.	1	 MAIN BOOM ASSEMBLY	LB-1
2	REF.	1	 STICK BOOM ASSEMBLY.....	LB-2
3	22281-LB	8	ELBOW, 90 - 5546132	
4		1	HOSE ASSEMBLY, 2061-02-02PS-04JS (part of kit # 51978)	
5		1	HOSE ASSEMBLY, 2061-02-02PS-04JS (part of kit # 51978)	
6		1	HOSE ASSEMBLY, 2041-02-02PS-04JS (part of kit # 51978)	
7		1	HOSE ASSEMBLY, 2030-02-02PS-04JS (part of kit # 51978)	
8		1	HOSE ASSEMBLY, 2030-02-02PS-04JS (part of kit # 51978)	
9		1	HOSE ASSEMBLY, 2041-02-02PS-04JS (part of kit # 51978)	
10		1	HOSE ASSEMBLY, 2061-02-02PS-04JS (part of kit # 51978)	
11		1	HOSE ASSEMBLY, 2061-02-02PS-04JS (part of kit # 51978)	
12	15658-LB	8	CONNECTOR, STR BULKHEAD - 2239-2-4S	
13	10704-LB	8	FITTING, GREASE - .125 NPT - STR 5	



 See referenced page for component or assembly breakdown.



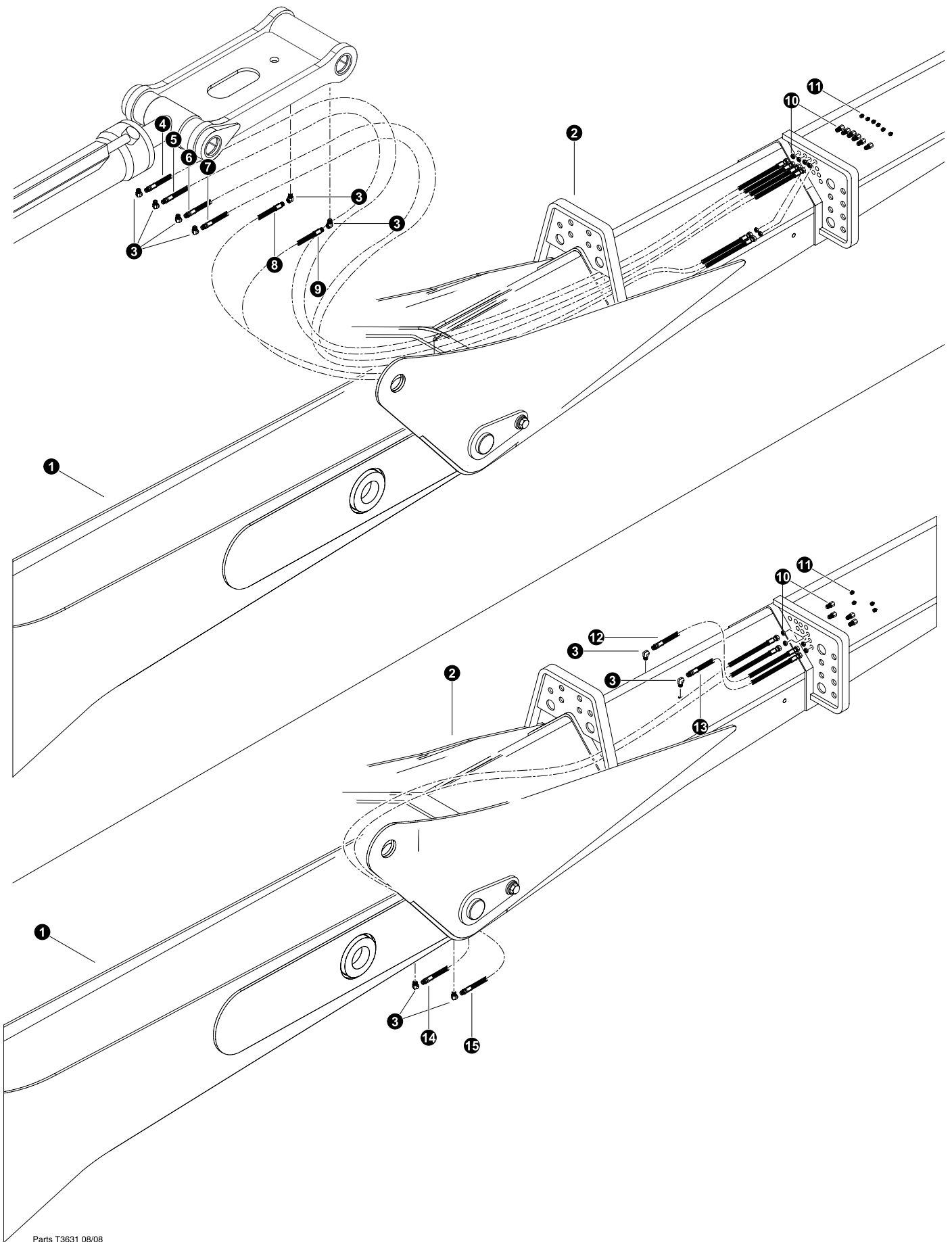
Parts T3519 01/09/07
12.5

Grease Lines Installation

(4-Bar Link and Forwarder Squirt Boom)

REF	PART #	QTY	DESCRIPTION	SEE SECTION
1	REF.	1	 MAIN BOOM ASSEMBLY	LB-1
2	REF.	1	 STICK BOOM ASSEMBLY.....	LB-2
3	22281-LB	8	ELBOW, 90 - 5546132	
4		1	HOSE ASSEMBLY, 2108-02-02PS-04JS (part of kit # 52205)	
5		1	HOSE ASSEMBLY, 2108-02-02PS-04JS (part of kit # 52205)	
6		1	HOSE ASSEMBLY, 2092-02-02PS-04JS (part of kit # 52205)	
7		1	HOSE ASSEMBLY, 2075-02-02PS-04JS (part of kit # 52205)	
8		1	HOSE ASSEMBLY, 2039-02-02PS-04JS (part of kit # 52205)	
9	15658-LB	8	CONNECTOR, STR BULKHEAD - 2239-2-4S	
10	10704-LB	8	FITTING, GREASE - .125 NPT - STR 5	
11		1	HOSE ASSEMBLY, 2108-02-02PS-04JS (part of kit # 52205)	
12		1	HOSE ASSEMBLY, 2108-02-02PS-04JS (part of kit # 52205)	
13		1	HOSE ASSEMBLY, 2092-02-02PS-04JS (part of kit # 52205)	
14		1	HOSE ASSEMBLY, 2075-02-02PS-04JS (part of kit # 52205)	
15		1	HOSE ASSEMBLY, 2039-02-02PS-04JS (part of kit # 52205)	



 See referenced page for component or assembly breakdown.




Parts T3631 08/08
12.5

Grease Lines Installation

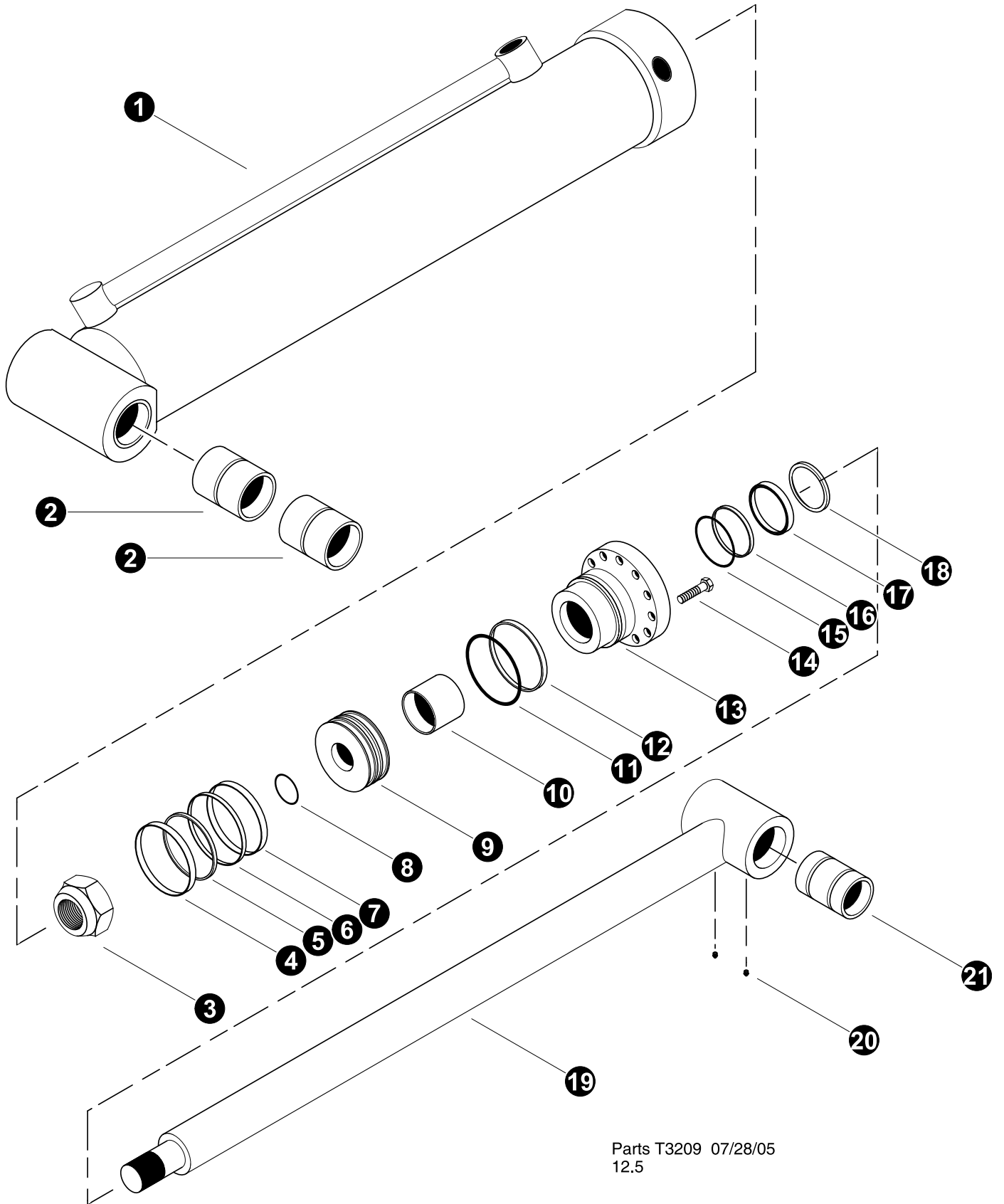
(4-Bar Link and Harvester Squirt Boom)

REF	PART #	QTY	DESCRIPTION	SEE SECTION
1	REF.	1	 MAIN BOOM ASSEMBLY	LB-1
2	REF.	1	 STICK BOOM ASSEMBLY.....	LB-2
3	22281-LB	8	ELBOW, 90 - 5546132	
4		1	HOSE ASSEMBLY, 2108-02-02PS-04JS (part of kit # 52205)	
5		1	HOSE ASSEMBLY, 2108-02-02PS-04JS (part of kit # 52205)	
6		1	HOSE ASSEMBLY, 2108-02-02PS-04JS (part of kit # 52205)	
7		1	HOSE ASSEMBLY, 2108-02-02PS-04JS (part of kit # 52205)	
8		1	HOSE ASSEMBLY, 2092-02-02PS-04JS (part of kit # 52205)	
9		1	HOSE ASSEMBLY, 2092-02-02PS-04JS (part of kit # 52205)	
10	15658-LB	8	CONNECTOR, STR BULKHEAD - 2239-2-4S	
11	10704-LB	8	FITTING, GREASE - .125 NPT - STR 5	
12		1	HOSE ASSEMBLY, 2039-02-02PS-04JS (part of kit # 52205)	
13		1	HOSE ASSEMBLY, 2032-02-02PS-04JS (part of kit # 52205)	
14		1	HOSE ASSEMBLY, 2075-02-02PS-04JS (part of kit # 52205)	
15		1	HOSE ASSEMBLY, 2075-02-02PS-04JS (part of kit # 52205)	

 See referenced page for component or assembly breakdown.

Section LB-3

Loader Booms - Cylinders



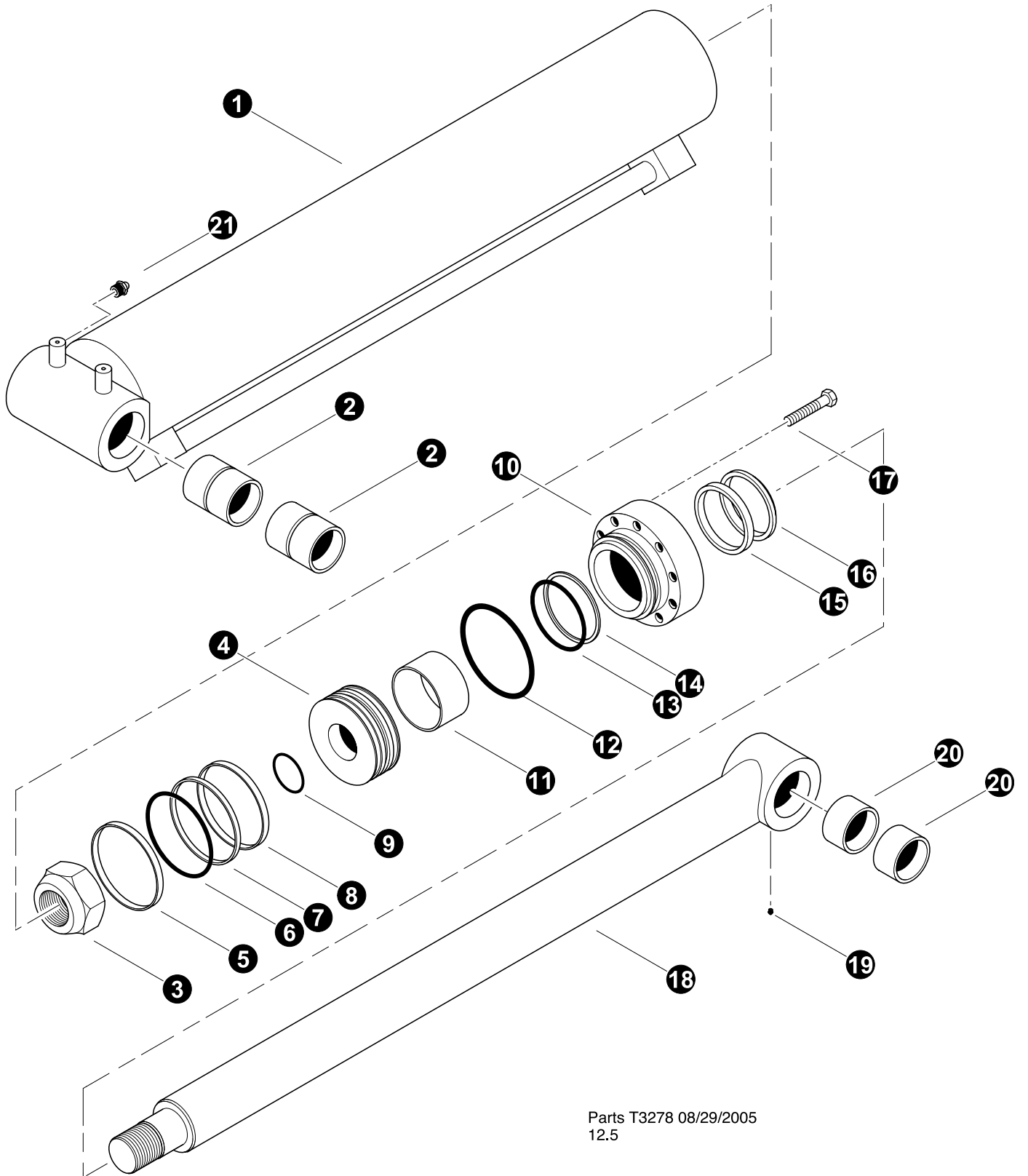
FORWARDER / HARVESTER MAIN BOOM (HOIST) CYLINDER (5.5" - 54" stroke)

(Please Verify Part Number Stamped on Base End of Cylinder Before Ordering Parts)

REF	PART #	QTY	DESCRIPTION	SEE PAGE
-	52732-LB	1	<input type="checkbox"/> CYLINDER, MAIN - FWD 830 (5.5" / 54.0")	
1	-LB	1	<input type="checkbox"/> BARREL ASSEMBLY (203455B)	
2	11706-LB	2	BUSHING - 3" x 4-1/4"	
3	15287-LB	1	NUT, cylinder rod - 2" NF (Torque to 2700 +/- 200 ft.lbs. (3600 +/- 265 Nm))	
4	NSS	1	⌘ RING, piston	
5	NSS	1	⌘ RING, backup piston	
6	NSS	1	⌘ RING, piston	
7	NSS	1	⌘ RING, piston	
8	NSS	1	⌘ O-RING, piston	
9	23206-LB	1	PISTON (400619B)	
10	NSS	1	⌘ RING, rod bearing wear	
11	NSS	1	⌘ O-RING, rod bearing	
12	NSS	1	⌘ RING, rod bearing back-up	
13	-LB	1	BEARING, rod (500860B)	
14	-LB	12	BOLT - 5/8" (Torque to 175 ft.lbs (233 Nm))	
15	NSS	1	⌘ RING, rod bearing back-up	
16	NSS	1	⌘ RING, rod bearing	
17	NSS	1	⌘ U-CUP, rod bearing	
18	NSS	1	⌘ WIPER, rod	
19	-LB	1	<input type="checkbox"/> ROD ASSEMBLY (302140B)	
20	10704-LB	1	FITTING, straight grease - 1/8" pipe thread	
21	-LB	1	BUSHING	

- 52113-LB 1 ⌘ KIT, SEAL REPAIR - MAIN CYL 830/630

- Kit or Assembly - includes all items indented underneath.
- ⌘ Included in seal repair kit Part # 52113-LB.

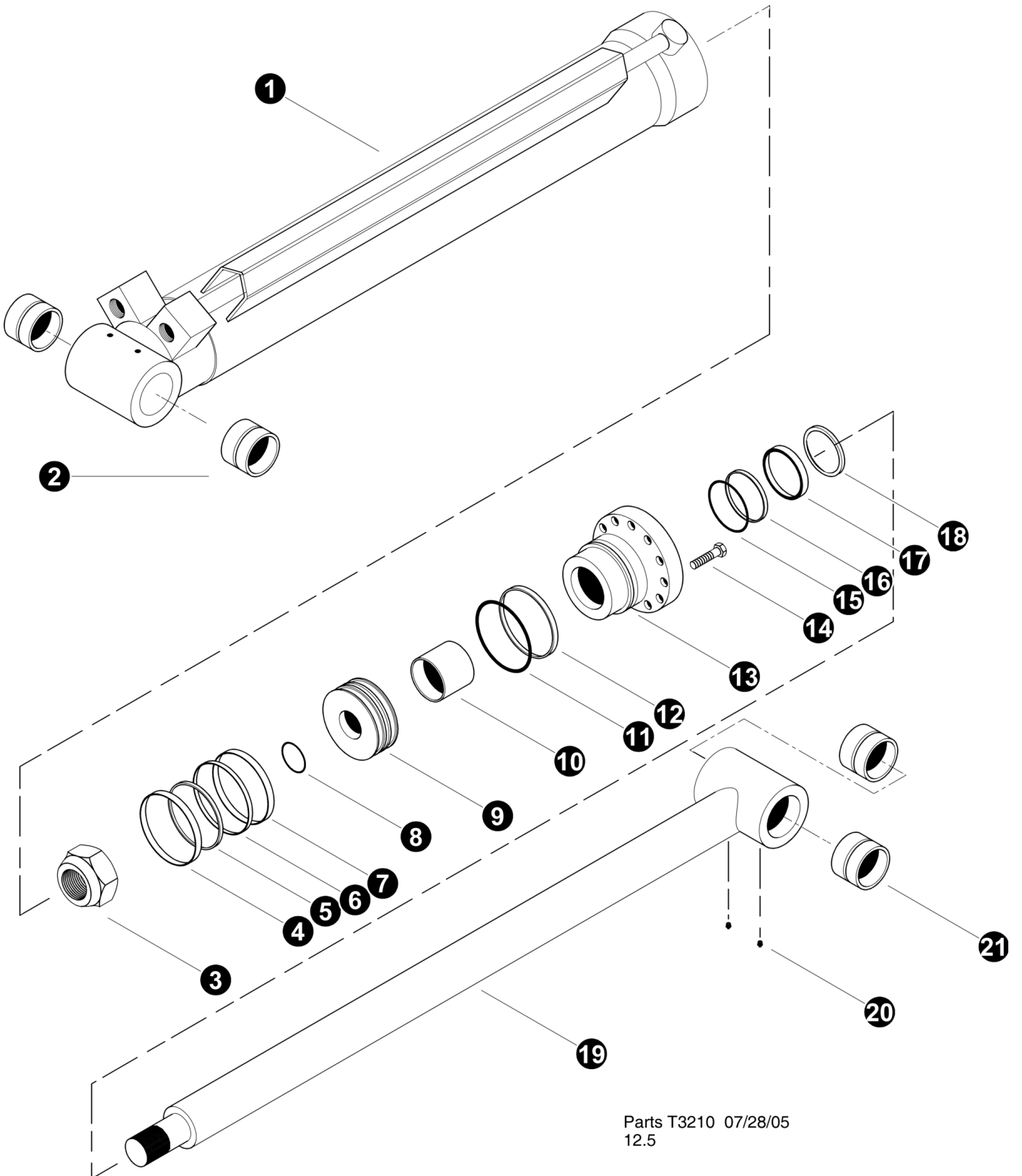


LIVE HEEL / FELLER BUNCHER MAIN BOOM (HOIST) CYLINDER (6" Dia - 54" Stroke)

(Please Verify Part Number Stamped on Base End of Cylinder Before Ordering Parts)

REF	PART #	QTY	DESCRIPTION	SEE PAGE
-	51975-LB	1	<input type="checkbox"/> MAIN BOOM CYLINDER ASSEMBLY 6" x 54" Stroke	
1	-LB	1	<input type="checkbox"/> BARREL ASSEMBLY (203314B)	
2	11706-LB	2	BUSHING - 3" x 4-1/4"	
3	-LB	1	NUT, (712096A) (Torque to ft.lbs. (Nm))	
4	-LB	1	<input type="checkbox"/> PISTON ASSEMBLY (400990B)	
5	NSS	1	⌘ RING, piston wear	
6	NSS	1	⌘ O-RING, piston seal backup	
7	NSS	1	⌘ RING, piston seal	
8	NSS	1	⌘ RING, piston wear	
9	NSS	1	⌘ O-RING, piston seal	
10	-LB	1	<input type="checkbox"/> BEARING, rod (501040B)	
11	NSS	1	⌘ RING, rod bearing wear	
12	NSS	1	⌘ O-RING, backup	
13	NSS	1	⌘ RING, rod bearing seal	
14	NSS	1	⌘ U-CUP, rod bearing	
15	NSS	1	⌘ WIPER, rod	
16	15681-LB	12	BOLT - 5/8" x 2-1/4" (175 ft.lbs (233 Nm))	
17	-LB	1	<input type="checkbox"/> ROD ASSEMBLY (301981B)	
18	10704-LB	1	FITTING, straight grease - 1/8" pipe thread	
19	11706-LB	1	BUSHING - 3" x 4-1/4"	
-	52125-LB	1	KIT, seal repair - main boom cylinder	

- Kit or Assembly - includes all items indented underneath.
- ⌘ Included in seal repair kit Part # 52125-LB.

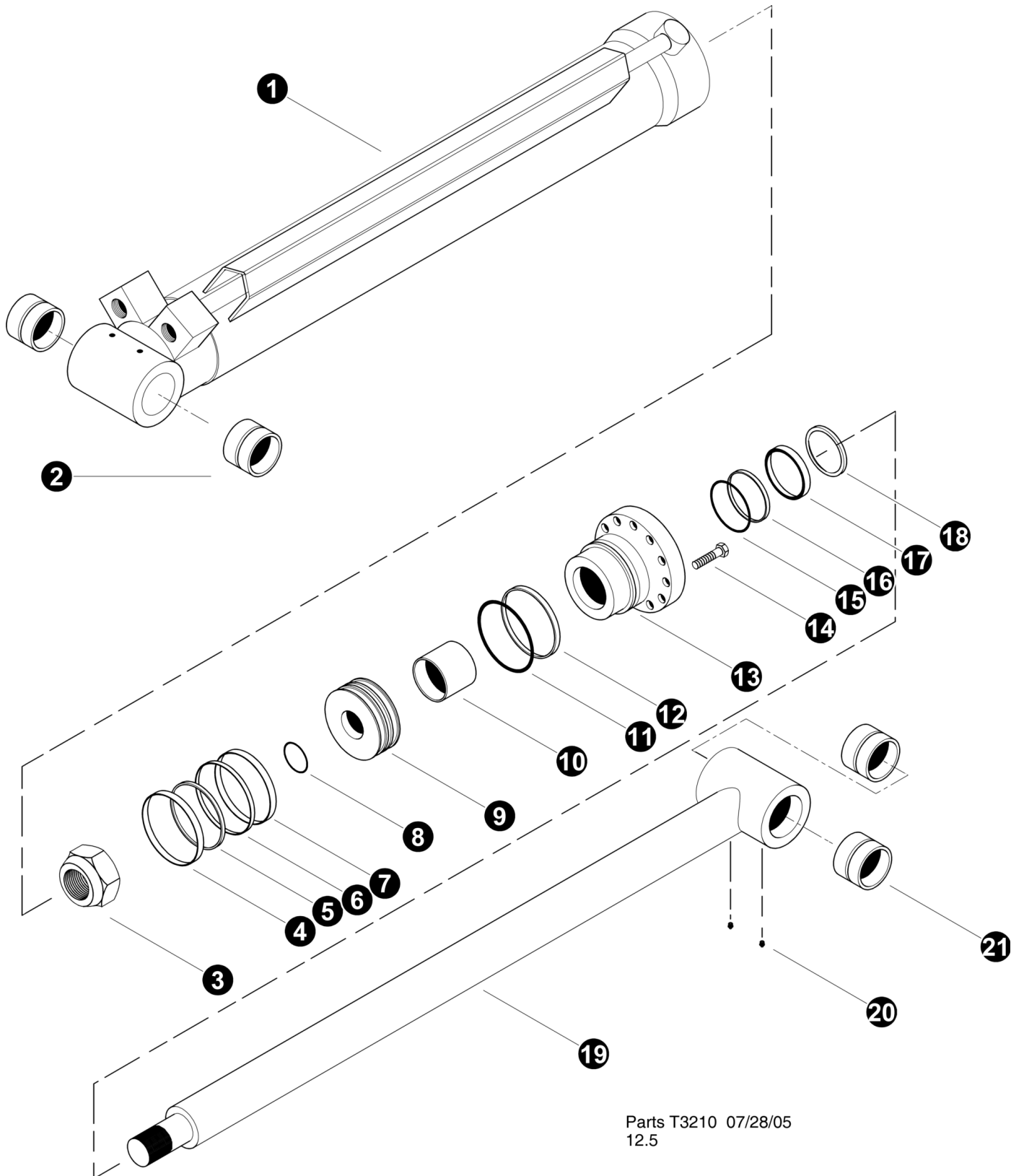


FORWARDER / HARVESTER STICK BOOM (JIB) CYLINDER (5.5" Dia - 45" Stroke)

(Please Verify Part Number Stamped on Base End of Cylinder Before Ordering Parts)

REF	PART #	QTY	DESCRIPTION	SEE PAGE
-	52338-LB	1	<input type="checkbox"/> CYLINDER, STICK - FWD 4/BAR (HD 5.5" DIA)	
1	-LB	1	<input type="checkbox"/> BARREL ASSEMBLY ()	
2	14241-LB	2	BUSHING 2.5" X 3"	
3	15287-LB	1	NUT, cylinder rod - 2" NF (Torque to 2700 +/- 200 ft.lbs. (3600 +/- 265 Nm))	
4	NSS	1	⌘ RING, piston	
5	NSS	1	⌘ RING, backup piston	
6	NSS	1	⌘ RING, piston	
7	NSS	1	⌘ RING, piston	
8	NSS	1	⌘ O-RING, piston	
9	23206-LB	1	PISTON ASSY (400619B)	
10	NSS	1	⌘ RING, rod bearing wear	
11	NSS	1	⌘ O-RING, rod bearing	
12	NSS	1	⌘ RING, rod bearing back-up	
13	-LB	1	BEARING, rod (500860B)	
14	-LB	12	BOLT - 5/8" (Torque to 175 ft.lbs (233 Nm))	
15	NSS	1	⌘ RING, rod bearing back-up	
16	NSS	1	⌘ RING, rod bearing	
17	NSS	1	⌘ U-CUP, rod bearing	
18	NSS	1	⌘ WIPER, rod	
19	-LB	1	<input type="checkbox"/> ROD ASSEMBLY ()	
20	10704-LB	1	FITTING, straight grease - 1/8" pipe thread	
21	14241-LB	2	BUSHING 2.5" X 3"	
-	52113-LB	1	⌘ KIT, SEAL REPAIR - STICK CYL 830/630	

- Kit or Assembly - includes all items indented underneath.
- ⌘ Included in seal repair kit Part # 52113-LB.

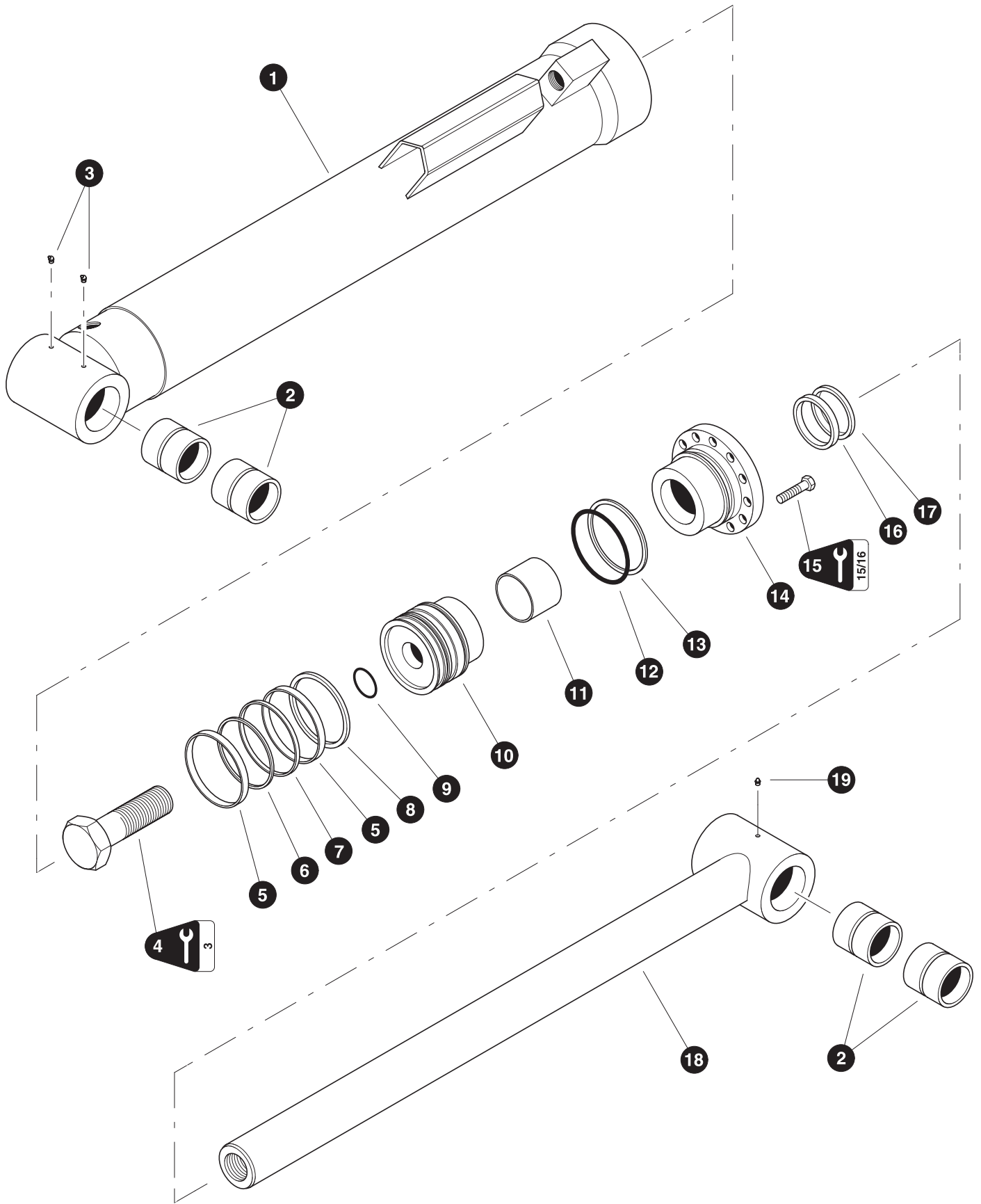


LIVE HEEL / FELLER BUNCHER STICK BOOM (JIB) CYLINDER (6" Dia - 45" Stroke)

(Please Verify Part Number Stamped on Base End of Cylinder Before Ordering Parts)

REF	PART #	QTY	DESCRIPTION	SEE PAGE
-	52725-LB	1	<input type="checkbox"/> CYLINDER, STICK - 4/BAR (HD 6" DIA)	
1	-LB	1	<input type="checkbox"/> BARREL ASSEMBLY (203454B)	
2	14241-LB	2	BUSHING 2.5" X 3"	
3	15287-LB	1	NUT, cylinder rod - 2" NF (Torque to 2700 +/- 200 ft.lbs. (3600 +/- 265 Nm))	
4	NSS	1	⌘ RING, piston	
5	NSS	1	⌘ RING, backup piston	
6	NSS	1	⌘ RING, piston	
7	NSS	1	⌘ RING, piston	
8	NSS	1	⌘ O-RING, piston	
9	-LB	1	PISTON ASSY (401042B)	
10	NSS	1	⌘ RING, rod bearing wear	
11	NSS	1	⌘ O-RING, rod bearing	
12	NSS	1	⌘ RING, rod bearing back-up	
13	-LB	1	BEARING, rod (501107B)	
14	-LB	16	BOLT - 5/8" (Torque to 175 ft.lbs (233 Nm))	
15	NSS	1	⌘ RING, rod bearing back-up	
16	NSS	1	⌘ RING, rod bearing	
17	NSS	1	⌘ U-CUP, rod bearing	
18	NSS	1	⌘ WIPER, rod	
19	-LB	1	<input type="checkbox"/> ROD ASSEMBLY (302061B)	
20	10704-LB	1	FITTING, straight grease - 1/8" pipe thread	
21	14241-LB	2	BUSHING 2.5" X 3"	
-	52804-LB	1	⌘ KIT, SEAL REPAIR - STICK CYL 830/630	

- Kit or Assembly - includes all items indented underneath.
- ⌘ Included in seal repair kit Part # 52804-LB.

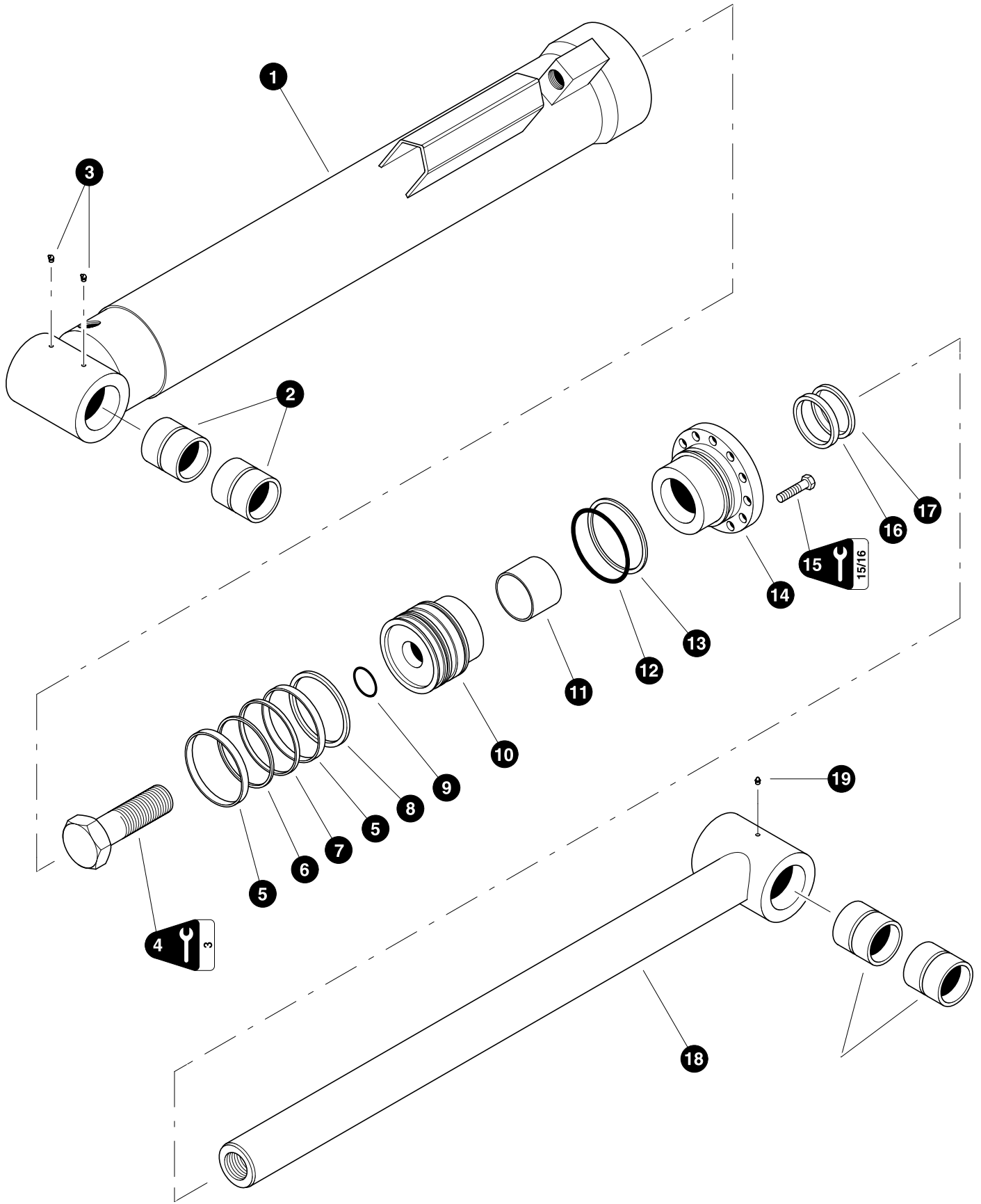


**LIVE HEEL / FELLER BUNCHER TOOL CYLINDER
(40" Stroke / 5" Diameter)
840B-0377-071511 and Before**

(Please Verify Part Number Stamped on Base End of Cylinder Before Ordering Parts)

REF	PART #	QTY	DESCRIPTION	SEE PAGE
-	24006-HB	1	☐ CYLINDER, TOOL - FB (JARP)	
1	22985-HB	1	☐ BARREL ASSEMBLY	
2	14241-HB	2	BUSHING - 2-1/2" x 3"	
3	15683-HB	2	FITTING, 45 grease - 1/8" pipe thread	
4	24563-HB	1	BOLT, PISTON 2" (4002 ft*lbs (3600 Nm) with Loctite 243)	
5	NSS	2	⌘ RING, piston wear	
6	NSS	1	⌘ RING, piston square	
7	NSS	1	⌘ RING, piston chem-cast	
8	NSS	1	⌘ RING, piston wear	
9	NSS	1	⌘ O-RING, piston	
10	22986-HB	1	PISTON	
11	NSS	1	⌘ RING, rod bearing wear	
12	NSS	1	⌘ O-RING, rod bearing	
13	NSS	1	⌘ RING, rod bearing back-up	
14	24562-HB	1	BEARING, rod	
15	15681-HB	12	BOLT - 5/8" x 2-1/4" (175 ft.lbs (233 Nm))	
16	NSS	1	⌘ U-CUP, rod bearing	
17	NSS	1	⌘ WIPER, rod	
18	22537-HB	1	☐ ROD ASSEMBLY	
19	10704-HB	1	FITTING, straight grease - 1/8" pipe thread	
-	22988-HB	1	KIT, seal repair - tool tilt cylinder	

- ☐ Kit or Assembly - includes all items indented underneath.
- ⌘ Included in seal repair kit Part # 22988-HB.

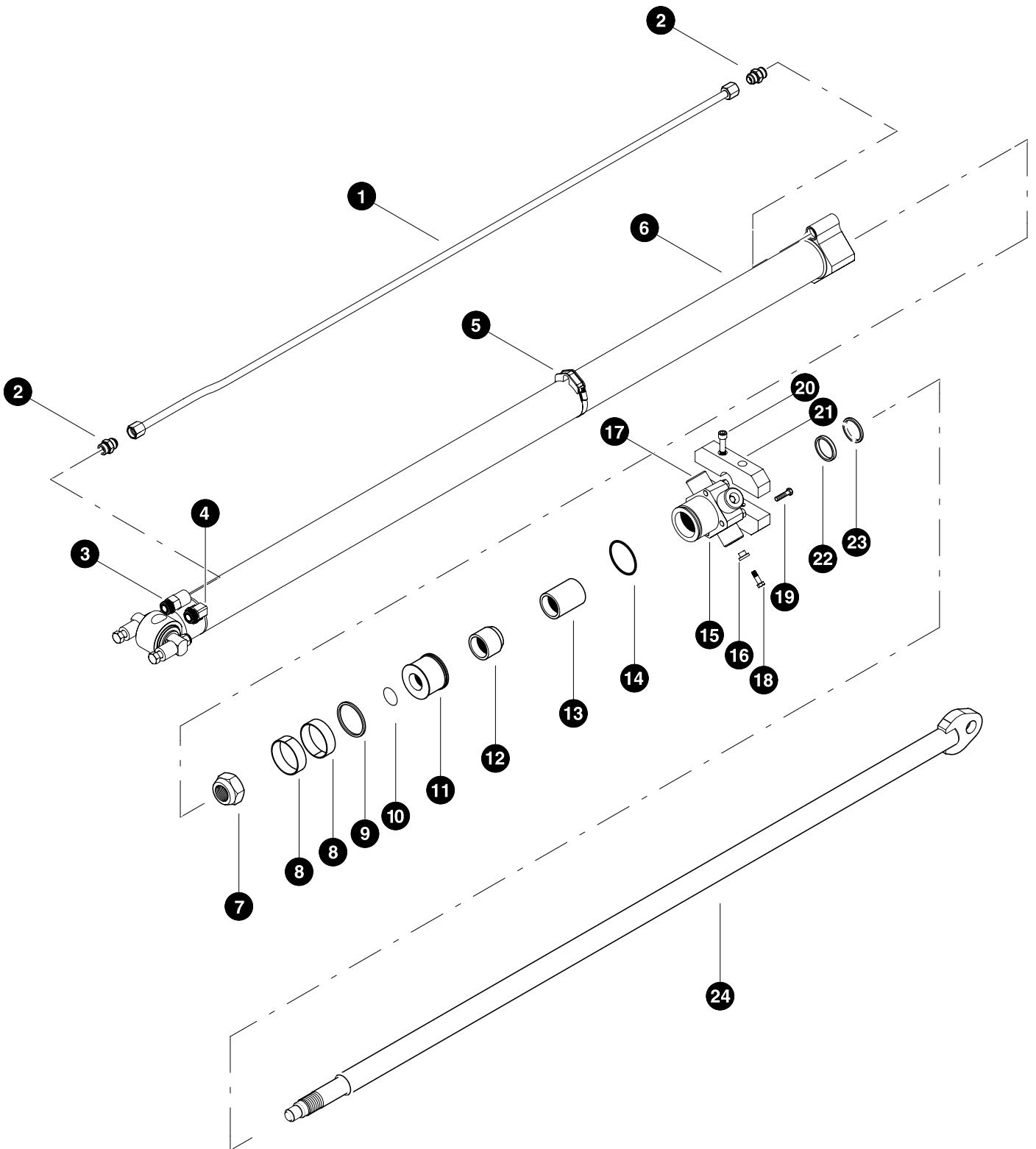


TOOL TILT CYLINDER
830B-0378-081711 and after
(Used With 4-Bar Linkage)(Jarp)

(Please Verify Part Number Stamped on Base End of Cylinder Before Ordering Parts)

REF	PART #	QTY		DESCRIPTION	SEE PAGE
-	54398-FB	1	<input type="checkbox"/>	CYLINDER, TOOL - FB (JARP)	
1	22985-FB	1	<input type="checkbox"/>	BARREL ASSEMBLY	
2	14241-FB	2		BUSHING - 2-1/2" x 3"	
3	15683-FB	2		FITTING, 45 grease - 1/8" pipe thread	
4	24563-FB	1		BOLT, PISTON RETAINING (4002 ft*lbs (3600 Nm) with Loctite 243)	
5	NSS	2	⌘	RING, piston wear	
6	NSS	1	⌘	RING, piston square	
7	NSS	1	⌘	RING, piston chem-cast	
8	NSS	1	⌘	RING, piston wear	
9	NSS	1	⌘	O-RING, piston	
10	22986-FB	1		PISTON	
11	NSS	1	⌘	RING, rod bearing wear	
12	NSS	1	⌘	O-RING, rod bearing	
13	NSS	1	⌘	RING, rod bearing back-up	
14	24562-FB	1		BEARING, rod	
15	15681-FB	12		BOLT - 5/8" x 2-1/4" (175 ft.FBs (233 Nm))	
16	NSS	1	⌘	U-CUP, rod bearing	
17	NSS	1	⌘	WIPER, rod	
18	26675-FB	1	<input type="checkbox"/>	ROD ASSEMBLY	
19	10704-FB	1		FITTING, straight grease - 1/8" pipe thread	
20	54397-FB	2		BUSHING - 3" x 3"	

- Kit or Assembly - includes all items indented underneath.
- ⌘ Included in seal repair kit Part # 22988-HB.



Parts T2754 07/14/2003
12.50

SQUIRT BOOM CYLINDER (optional)

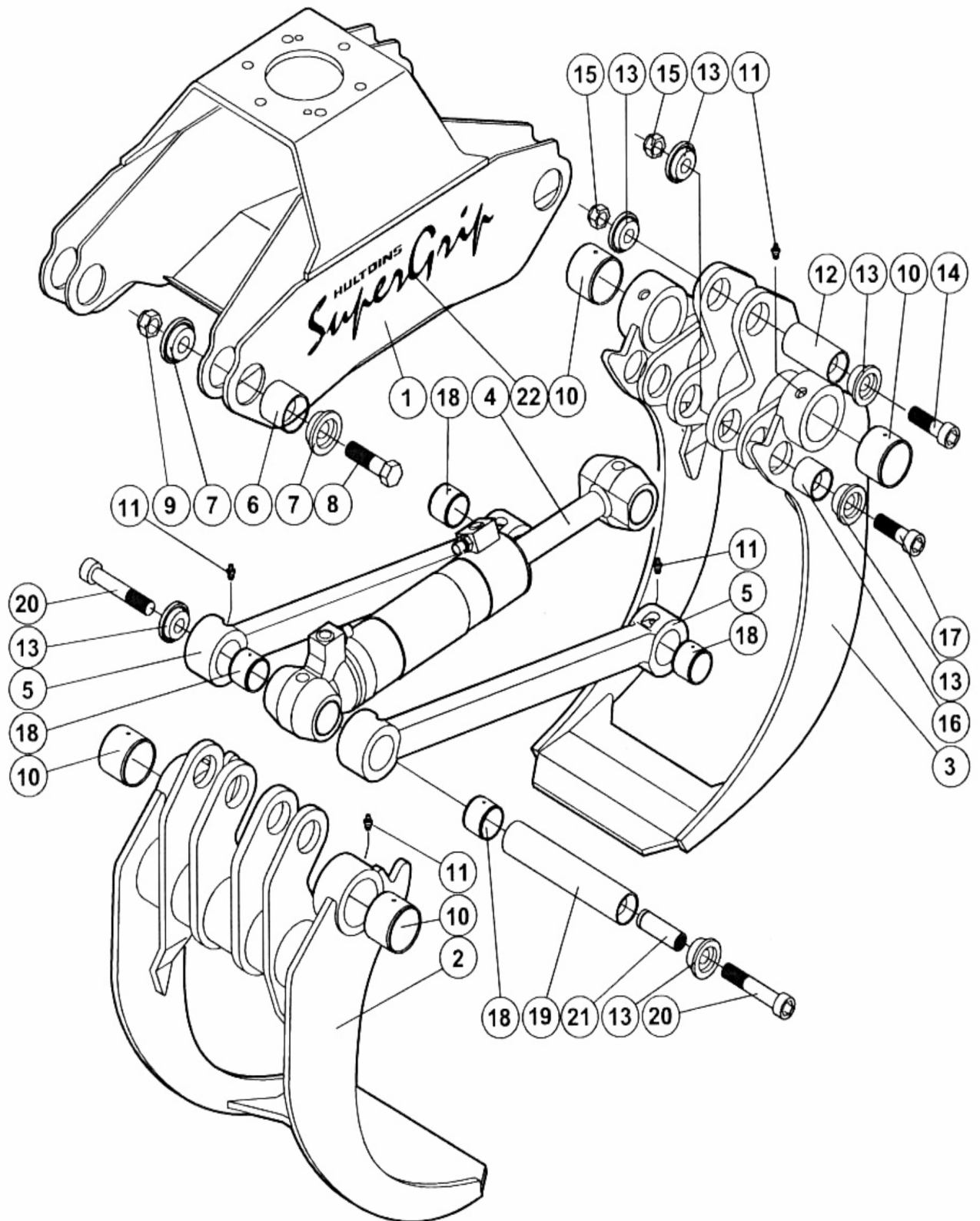
REF	PART #	QTY	DESCRIPTION	SEE PAGE
-	51008-LB	1	☐ CYLINDER, 6' squirt	
1	---	1	TRANSFER TUBE (Jarp - 281266a)	
2	---	1	CONNNECTOR, STR 10 orb X 10 jic	
3	---	1	CONNNECTOR, STR	
4	---	1	ELBOW, 90	
5	---	1	CLAMP (ideal 6864)	
	---	1	GROMMET - (CAT #9R2004)	
6	51028-LB	1	BARREL ASSEMBLY	
7	51032-LB	1	NUT (712118A)	
8	---	1	⌘ RING, piston - wear	
9	---	1	⌘ RING, piston - square	
10	---	1	⌘ O-RING, piston	
11	51030-LB	1	PISTON	
12	---	1	CUSHION SLEEVE	
13	---	1	BUSHING, rod bearing (bronze)	
14	---	1	⌘ O-RING, rod bearing	
15	51031-LB	1	BEARING, rod	
16		4	Retainer sleeve (XB3019) (8" SLIDE TUBE)	
17		4	puck - cylinder support 2"OD x 1/2" thick (XB3017) (6" SLIDE TUBE)	
17		4	puck - cylinder support 2"OD x 1.4" thick (XB3018) (8" SLIDE TUBE)	
18		4	screw 3/8 x 3/4 FHCS brass (XB5001) (6" SLIDE TUBE)	
18		4	Capscrew 3/8"-16 x 1.5 hex head Gr 5 - (8" SLIDE TUBE)	
19	---	4	BOLT - (711206A)	
20		2	Capscrew 1/2"-13 x 3 socket head	
21		1	truss - cylinder support (XB4079) (6" SLIDE TUBE)	
21		1	truss - cylinder support (XB4080) (8" SLIDE TUBE)	
22	---	1	⌘ U-CUP, rod bearing	
23	---	1	⌘ WIPER, rod	
24	51029-LB	1	ROD ASSEMBLY	
-	51033-LB	1	KIT, seal repair - boom extension cylinder	

☐ Kit or Assembly - includes all items indented underneath.

⌘ Included in seal repair kit Part # 51033-LB

Section LB-4

Loader Booms - Hulldins Grapple

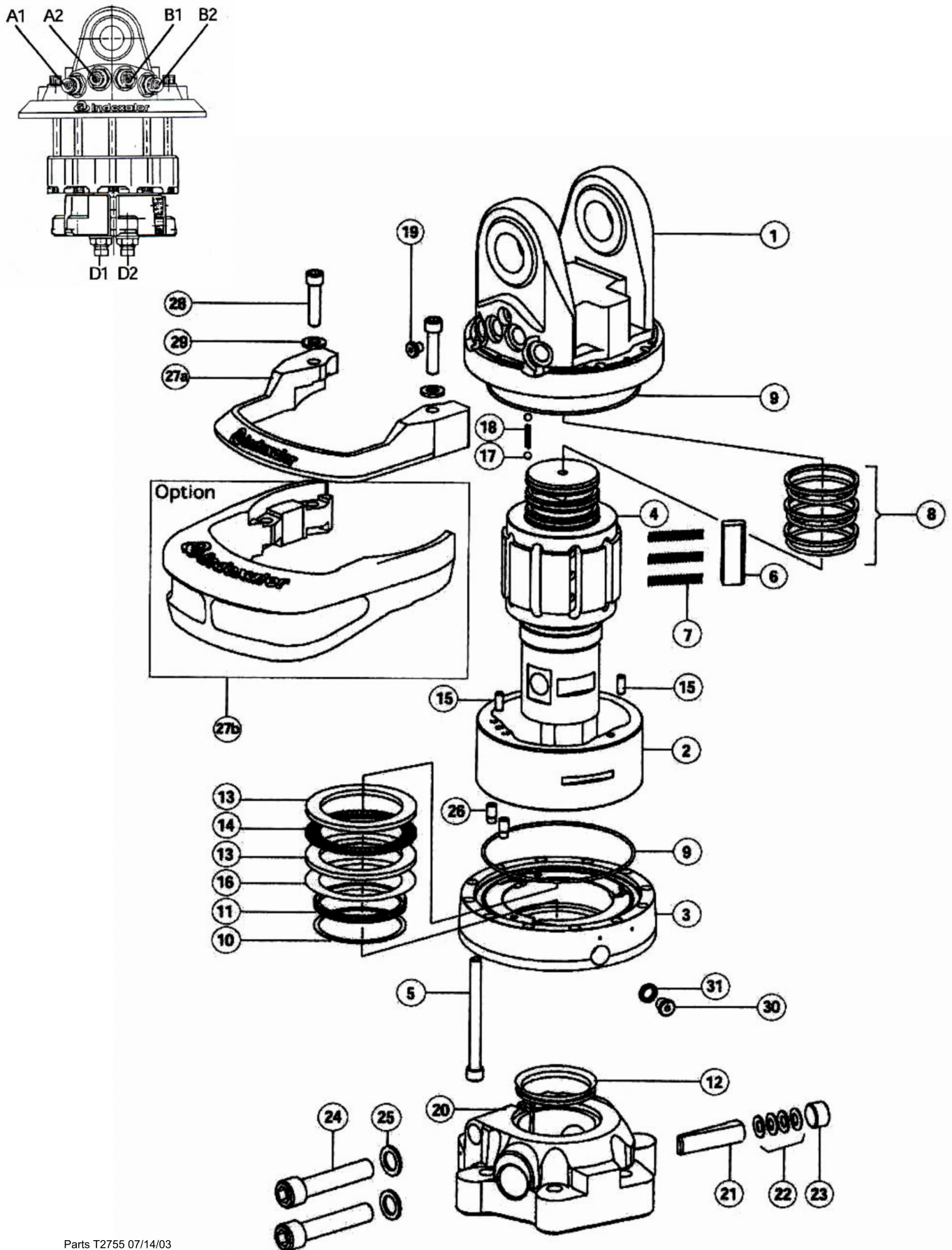


Parts T2757 07/14/03

HULTDINS 360S GRAPPLE

REF	PART #	QTY	DESCRIPTION	SEE SECTION
-	22719-LB	1	<input type="checkbox"/> GRAPPLE, Hultdins 360s w\GV 17us	
1	---	1	FRAME, (0680501)	
2	---	1	GRAPPLE ARM, female (0680508)	
3	---	1	GRAPPLE ARM, male (0680507)	
4	---	1	CYLINDER (0150016)	
5	---	2	ROD (0680030)	
6	---	4	PIN (0680521)	
7	---	8	WASHER (0683021)	
8	---	4	SCREW, hex (0104634)	
9	---	4	NUT (0106033)	
10	---	4	BUSHING, (0683071)	
11	---	8	NIPPLE, grease (0114004)	
12	---	1	PIN (0680077)	
13	---	8	WASHER (0680054)	
14	---	1	BOLT, allen (0104132)	
15	---	3	NUT, (0106030)	
16	---	2	PIN, (0680015)	
17	---	2	BOLT, allen (0104502)	
18	---	4	BUSHING, (0680072)	
19	---	1	PIN, (0680075)	
20	---	1	BOLT, allen (0104502)	
20	---	1	BOLT, allen (0104132)	
21	---	1	NUT, (0660263)	

Kit or Assembly - includes all items indented underneath.



Parts T2755 07/14/03

HULTDINS 360S GRAPPLE (Indexator GV 17us Rotator)

REF	PART #	QTY	DESCRIPTION	SEE SECTION
-	50586-LB	1	☐ ROTATOR, GV 17us	
1	---	1	STATOR PLATE, upper (5114178)	
2	---	1	STATOR FRAME (5114023)	
3	---	1	STATOR PLATE, lower (5114020)	
4	---	1	ROTATOR SHAFT, (5117027)	
5	---	12	SCREW, (1002120)	
6	---	9	VANE, (5011160)	
7	---	27	SPRING, (5006030)	
8	---	3	⌘ GLIDE RING, (1005669)	
9	---	2	⌘ O-RING (1013515)	
10	---	1	⌘ RING, support (1015064)	
11	---	1	⌘ SEAL (1023753)	
12	---	1	⌘ V-RING (1019470)	
13	---	2	WASHER, (1018951)	
14	---	1	BEARING, axial needle (1015080)	
15	---	4	PIN (1019900)	
16	---	1	SHIM SET (5010081)	
17	---	2	BALL (1005545)	
18	---	1	SPRING (1020536)	
19	---	1	PLUG, (5001381)	
20	---	1	LINK, lower (5117022)	
21	---	1	WEDGE, (5010038)	
22	---	4	SPRING, cup (1015643)	
23	---	1	SCREW, locking (5010039)	
24	---	2	SCREW, (1019488)	
25	---	2	WASHER, (1019496)	
26	---	2	RESTRICTOR, (5011107)	
27	---	1	GUARD, hose (5011006)	
28	---	2	SCREW, (1019926)	
29	---	2	WASHER, (1017326)	
30	---	1	PLUG, magnetic (1025709)	
31	---	1	SEAL, bonded (1019116)	
-	20276-LB	1	KIT, seal repair - GV 17 rotator	
A1	15115-LB	1	CONNECTOR, straight - 848 TTO 08X10	
A2	15115-LB	1	CONNECTOR, straight - 848 TTO 08X10	
B1	15115-LB	1	CONNECTOR, straight - 848 TTO 08X10	
B2	15115-LB	1	CONNECTOR, straight - 848 TTO 08X10	
D1	15117-LB	1	CONNECTOR, straight - 848 TTO 08 X 08	
D2	15117-LB	1	CONNECTOR, straight - 848 TTO 08 X 08	

☐ Kit or Assembly - includes all items indented underneath.

⌘ Included in seal repair kit Part # 20276-LB.

