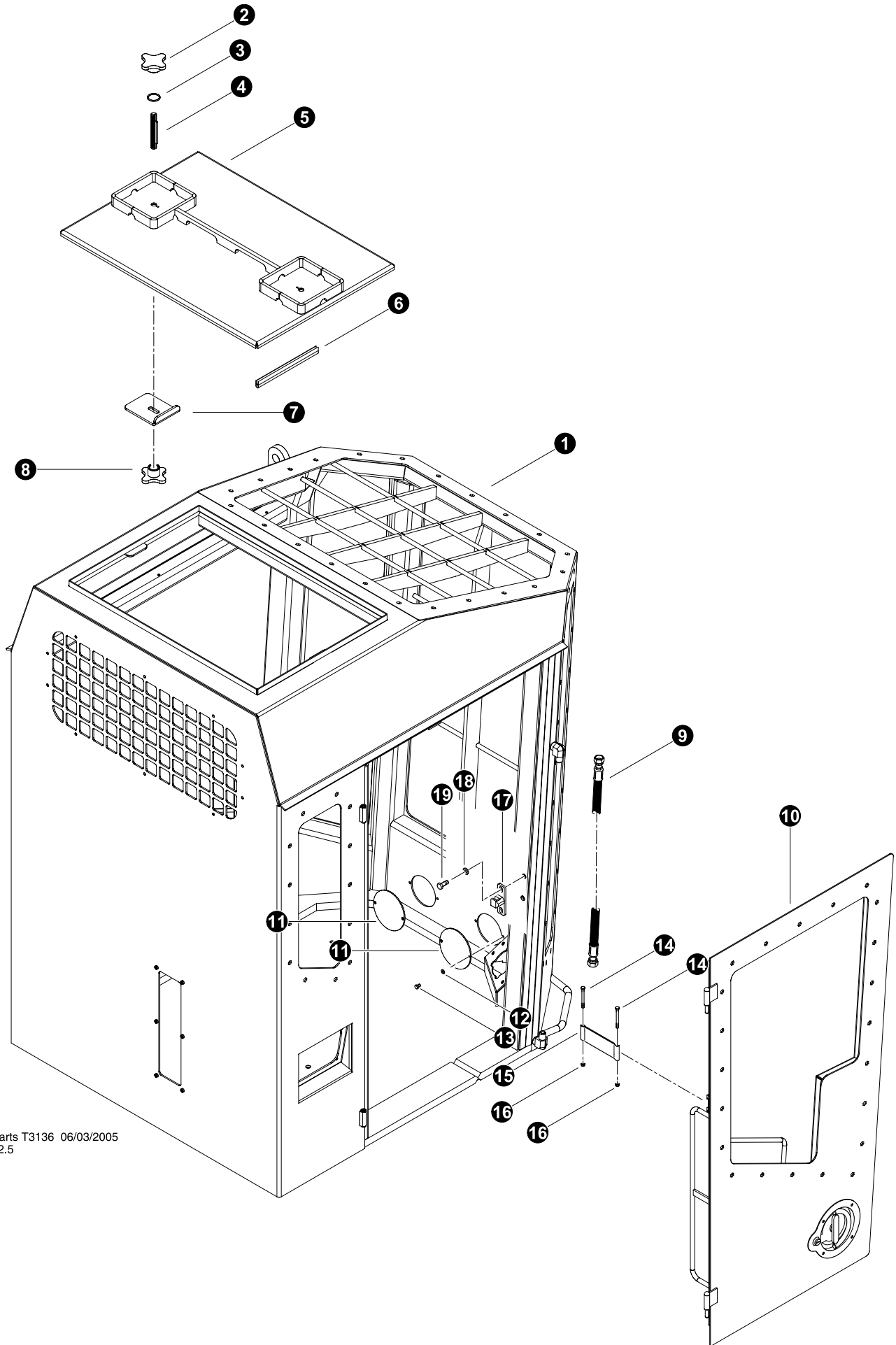


OC-1

Operator's Cab - Cab Weldment and Installation



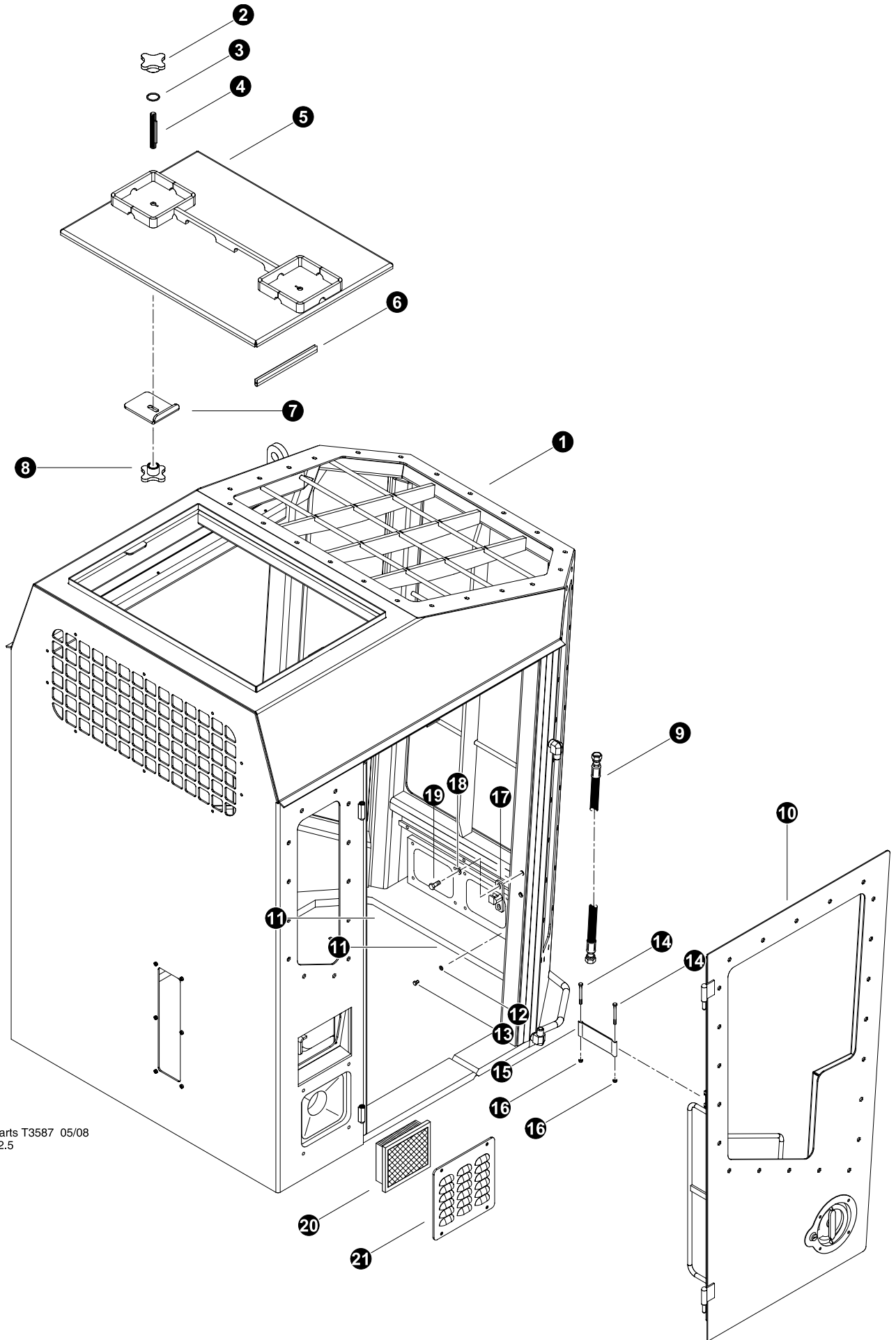
Parts T3136 06/03/2005
12.5

**CAB WELDMENT ASSEMBLY
(Machines built 05/13/08 and before)**

REF	PART #	QTY		DESCRIPTION	SEE SECTION
1	51572-OC	1	☐	WELDMENT, CAB - NEW MACH	
2	52060-OC	2		KNOB, STAR - EMERGENCY ESCAPE (O-RING SEAL)	
3	52066-OC	2		O-RING, EMERGENCY ESCAPE	
4	16538-OC	2		STUD, 2-WAY - .5" X 3.5"	
5	52059-OC	1		HATCH, ESCAPE - ROOF 830-630	
6	15694-OC	10 ft	✂	WEATHERSTRIPPING - .25" X 1"	
7	52062-OC	2		BRACKET, EMERGENCY ESCAPE 830	
8	52061-OC	1		KNOB, STAR - EMERGENCY ESCAPE	
9	52033-OC	1		HOSE, CAB HANDLE - 4037.5-08-10JS-10JS	
10	REF	1		CAB DOOR ASSEMBLY.....	OC-1
11	52064-OC	1		COVER, FRONT LIGHT - 830	
12	10757-OC	4		WASHER, SAE FLAT - .25"	
13	15604-OC	4		BOLT - .25" X .75"	
14	10818-OC	2		BOLT - .25" X 3"	
15	51981-OC	1		STRAP, DOOR STOP - 830/630	
16	10811-OC	2		NUT, LOCK - .25"	
17	17896-OC	1		STRIKER, DOOR LATCH	
18	15528-OC	2		WASHER, SAE FLAT - .375"	
19	15542-OC	2		BOLT - .375" X .75"	

☐ Kit or Assembly - includes all items indented underneath.

✂ Bulk material - order length required in feet or meters.



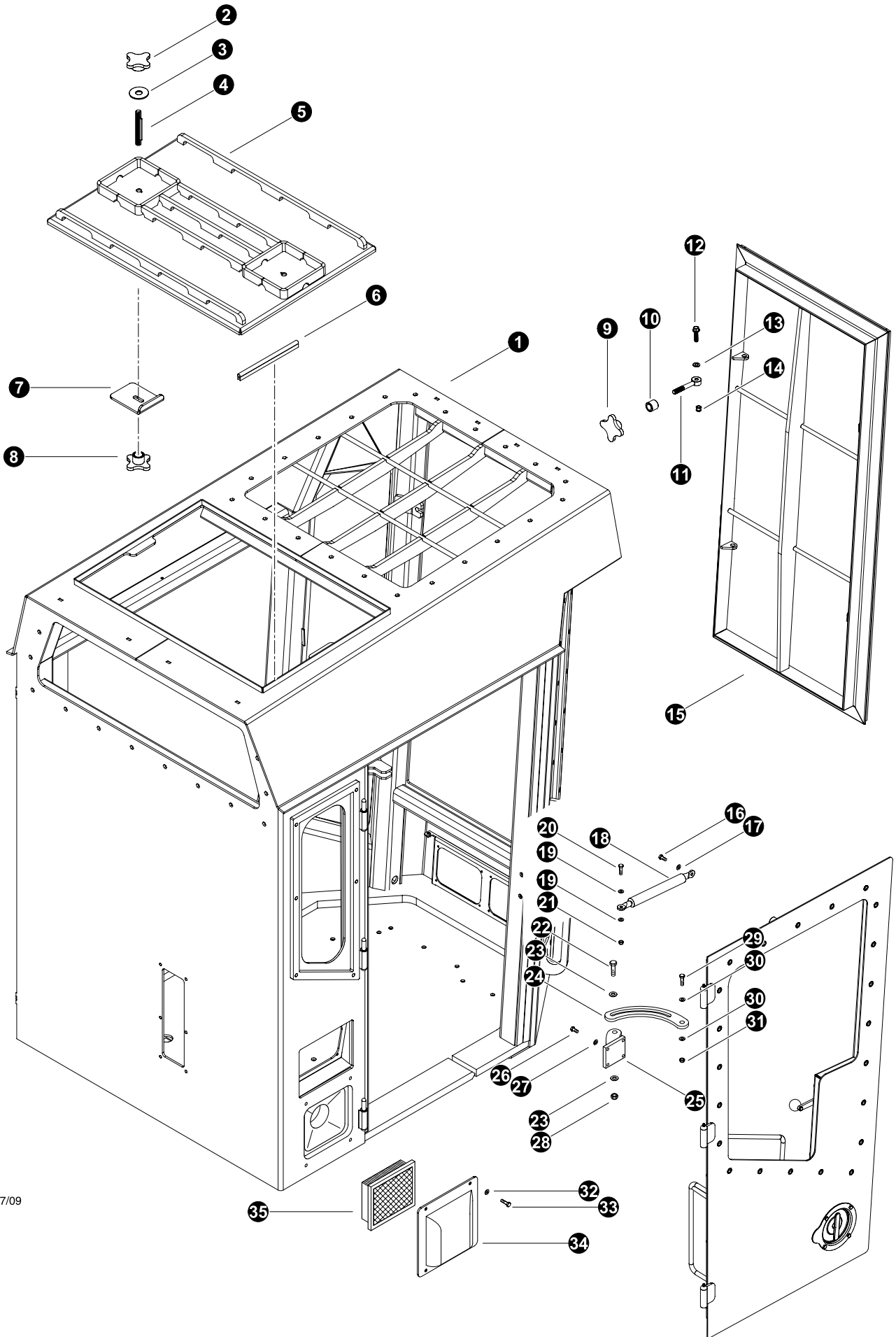
Parts T3587 05/08
12.5

CAB WELDMENT ASSEMBLY
(Machines built after 05/13/08
and built before 04/12/09)

REF	PART #	QTY		DESCRIPTION	SEE SECTION
1	53162-OC	1	☐	WELDMENT, CAB - FORWARDER EXTENDED FRONT	
2	52060-OC	2		KNOB, STAR - EMERGENCY ESCAPE (O-RING SEAL)	
3	52066-OC	2		O-RING, EMERGENCY ESCAPE	
4	16538-OC	2		STUD, 2-WAY - .5" X 3.5"	
5	52059-OC	1		HATCH, ESCAPE - ROOF 830-630	
6	15694-OC	10 ft	✂	WEATHERSTRIPPING - .25" X 1"	
7	52062-OC	2		BRACKET, EMERGENCY ESCAPE 830	
8	52061-OC	1		KNOB, STAR - EMERGENCY ESCAPE	
9	52033-OC	1		HOSE, CAB HANDLE - 4037.5-08-10JS-10JS	
10	REF	1		CAB DOOR ASSEMBLY.....	OC-1
11	52064-OC	1		COVER, FRONT LIGHT - 830	
12	10757-OC	4		WASHER, SAE FLAT - .25"	
13	15604-OC	4		BOLT - .25" X .75"	
14	10818-OC	2		BOLT - .25" X 3"	
15	51981-OC	1		STRAP, DOOR STOP - 830/630	
16	10811-OC	2		NUT, LOCK - .25"	
17	17896-OC	1		STRIKER, DOOR LATCH	
18	15528-OC	2		WASHER, SAE FLAT - .375"	
19	15542-OC	2		BOLT - .375" X .75"	
20	-OC	1		FILTER, Cab Air Intake (napa 6026)	
21	-OC	1		Panel, Cab Air Vent (006659-00)	

☐ Kit or Assembly - includes all items indented underneath.

✂ Bulk material - order length required in feet or meters.



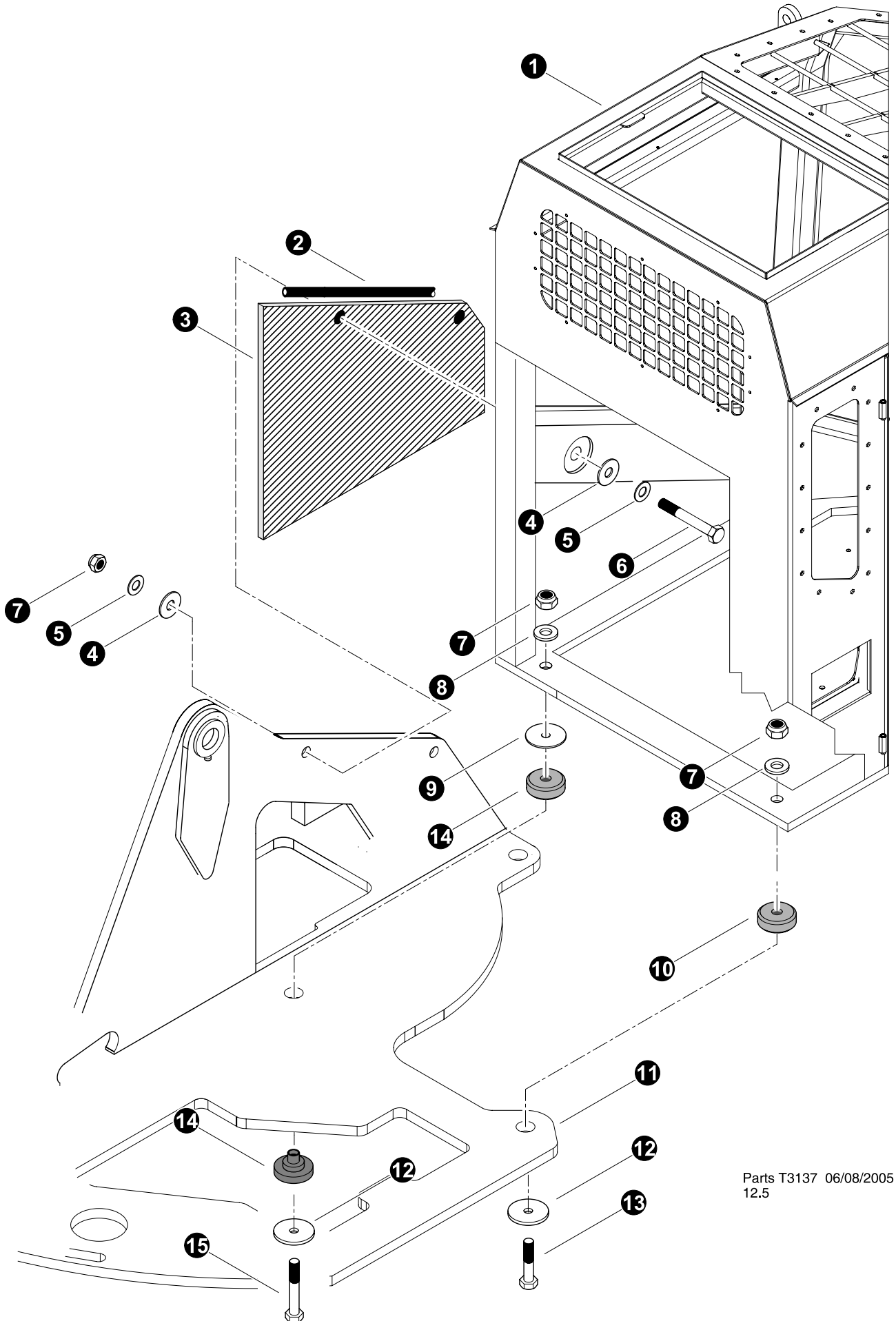
Parts T3779 07/09
12.5

CAB WELDMENT ASSEMBLY (Machines built after 04/12/09)

REF	PART #	QTY		DESCRIPTION	SEE SECTION
1	53768-OC	1	☐	WELDMENT, CAB - FLAT TOP	
2	52060-OC	2		KNOB, STAR - EMERGENCY ESCAPE	
3	63246-OC	2		SEAL, EMERGENCY ESCAPE	
4	G2319-OC	2		STUD, 2-WAY - .5" X 3.5"	
5	52059-OC	1		HATCH, ESCAPE - ROOF 830-630 (06211-00)	
6	06212-OC	10 ft	✂	WEATHERSTRIPPING	
7	06218-00-OC	2		BRACKET, EMERGENCY ESCAPE 830	
8	06214-00-OC	2		KNOB, STAR - EMERGENCY ESCAPE INSIDE	
9	12013-OC	4		KNOB, STAR - EMERGENCY ESCAPE INSIDE	
10	16539-OC	4		STANDOFF, hatch bolt	
11	6066K45-OC	4		SWING BOLT	
12	20084-OC	4		BOLT - .375" X 1.75"	
13	15528-OC	12		WASHER, SAE FLAT - .375"	
14	10813-OC	4		NUT, LOCK - .375"	
15	13246-00-OC	1		WELDMENT, KICKOUT WINDOW	
16	15605-OC	1		BOLT - .3125" X .75"	
17	15559-OC	1		WASHER, SAE FLAT - .3125"	
18	63348-OC	1		CYLINDER, Contant Speed	
19	15559-OC	2		WASHER, SAE FLAT - .3125"	
20	15589-OC	1		BOLT - .3125" X 1"	
21	10812-OC	1		NUT, LOCK - .3125"	
22	10736-OC	1		BOLT - .5" X 2"	
23	15534-OC	2		WASHER, SAE FLAT - .5"	
24	13264-00	1		LINK, Door Stop	
25	13260-00	1		WELDMENT, bolt on lug - door stop	
26	15605-OC	4		BOLT - .3125" X .75"	
27	15559-OC	4		WASHER, SAE FLAT - .3125"	
28	10815-OC	1		NUT, LOCK - .5"	
29	15529-OC	1		BOLT - .375" X 2"	
30	15528-OC	2		WASHER, SAE FLAT - .375"	
31	10813-OC	1		NUT, LOCK - .375"	
32	15559-OC	4		WASHER, SAE FLAT - .3125"	
33	15589-OC	4		BOLT - .3125" X 1"	
34	13235-00-OC	1		COVER, Cab Air Vent	
35	BT8-1212-OC	1		FILTER, Cab Air Intake (BT8-1212)	



☐ Kit or Assembly - includes all items indented underneath.

✂ Bulk material - order length required in feet or meters.



Parts T3137 06/08/2005
12.5

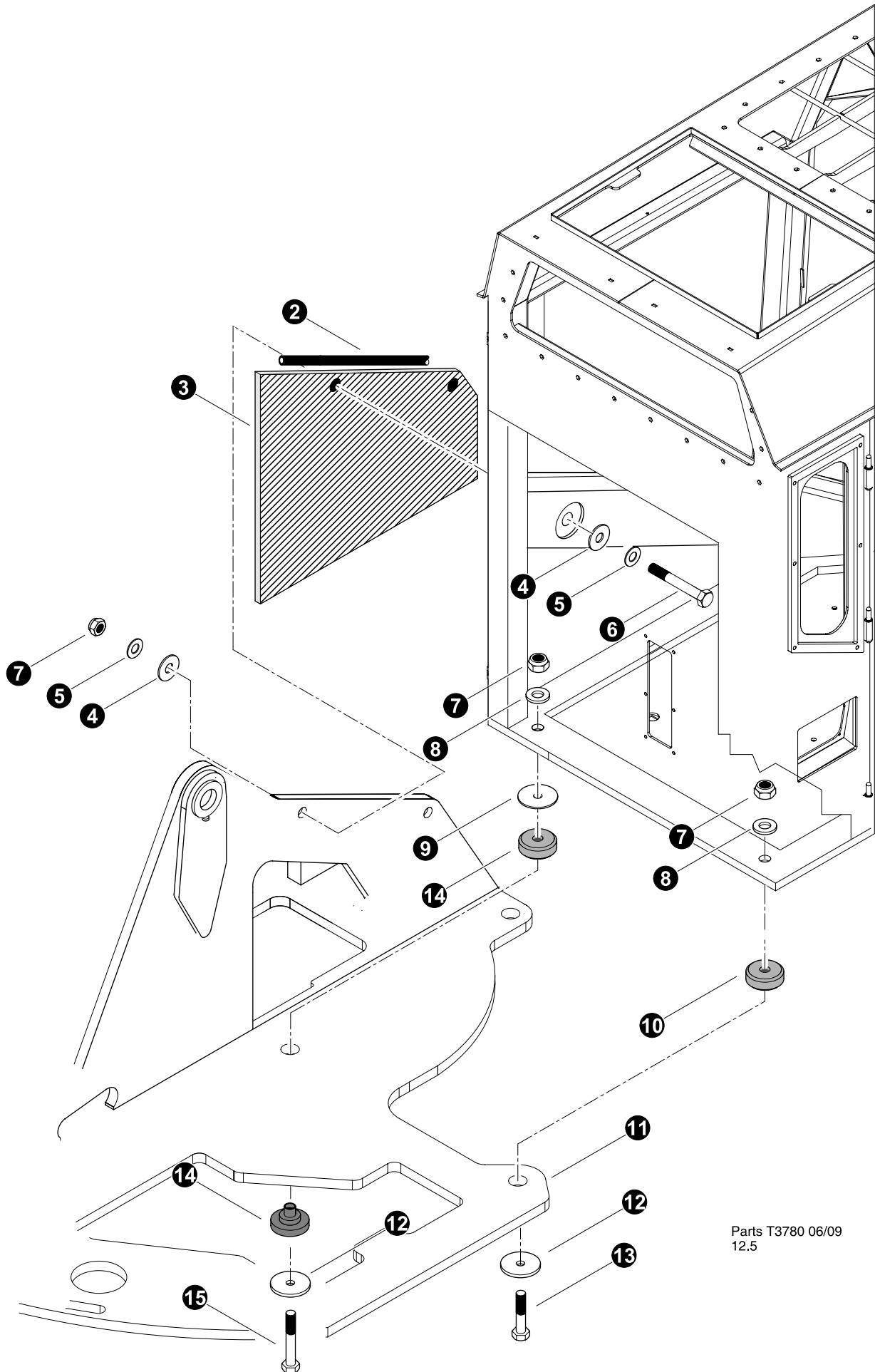
CAB INSTALLATION (Machines built before 04/12/09)

REF	PART #	QTY	DESCRIPTION	SEE SECTION
1	REF.	1	 CAB WELDMENT	OC-1
2	16717-OC	8 ft	HOSE, HEATER - (BULK ROLL) .625" X 250'	
3	42739-OC	1	INSULATION, SOUNDPROOF - CAB	
4	17065-OC	3	WASHER, rubber	
5	10808-OC	4	WASHER, FLAT - 1"	
6	18672-OC	2	BOLT - 1" X 7.5"	
7	18253-OC	5	NUT, LOCK - 1"	
8	15579-OC	3	WASHER, SAE FLAT - 1"	
9	50061-OC	3	WASHER, cab mount isolator	
10	19295-OC	3	ISOLATOR, CAB MOUNTING - FWD	
11	REF.	1	 UPPER TURNTABLE ASSEMBLY	UP-1
12	19369-OC	3	WASHER, cab mount isolator - (.5 thick)	
13	50263-OC	1	BOLT, 1" x 5.5" (see note 1 below)	
14	18141-OC	2	ISOLATOR, CAB MOUNTING	
15	23387-OC	2	BOLT - 1" X 6.5"	

 See referenced page for component or assembly breakdown.



Note 1

Use loctite 271 (red) on treads during installation.



Parts T3780 06/09
12.5

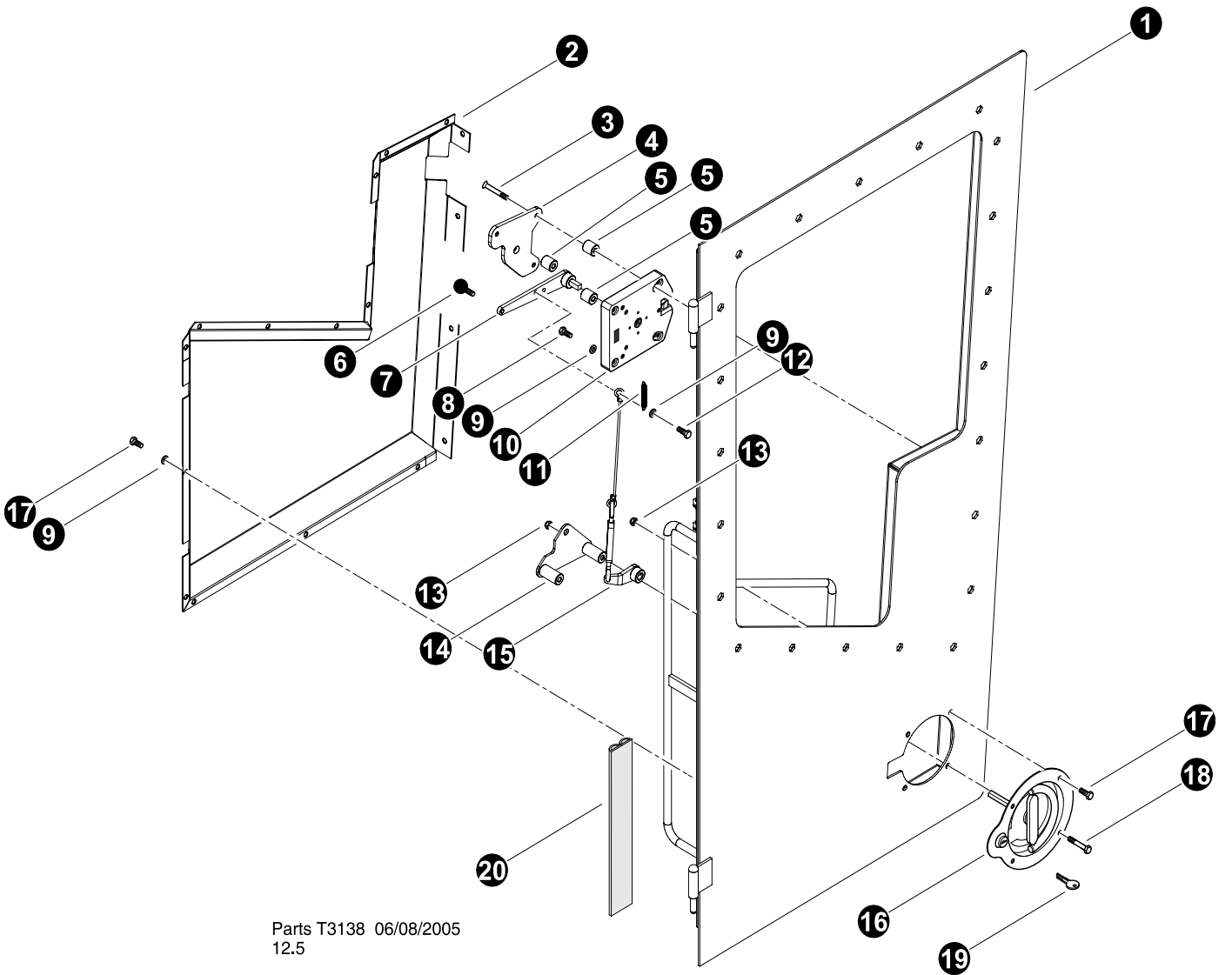
CAB INSTALLATION (Machines built after 04/12/09)

REF	PART #	QTY	DESCRIPTION	SEE SECTION
1	REF.	1	 CAB WELDMENT	OC-1
2	16717-OC	8 ft	HOSE, HEATER - (BULK ROLL) .625" X 250'	
3	42739-OC	1	INSULATION, SOUNDPROOF - CAB	
4	17065-OC	4	WASHER, rubber	
5	51320-OC	4	WASHER, SAE FLAT - 1.125"	
6	53856-OC	2	BOLT - 1.125-12 X 6.5" (FINE THREAD)	
7	53857-OC	5	NUT, LOCK - 1.125" (FINE THREAD)	
8	15579-OC	3	WASHER, SAE FLAT - 1"	
9	50061-OC	2	WASHER, cab mount isolator	
10	19295-OC	1	ISOLATOR, CAB MOUNTING - FWD	
11	REF.	1	 UPPER TURNTABLE ASSEMBLY	UP-1
12	19369-OC	3	WASHER, cab mount isolator - (.5 thick)	
13	50263-OC	1	BOLT, 1" x 5.5" (see note 1 below)	
14	18141-OC	2	ISOLATOR, CAB MOUNTING	
15	23387-OC	2	BOLT - 1" X 6.5"	

 See referenced page for component or assembly breakdown.

Note 1

Use loctite 271 (red) on treads during installation.

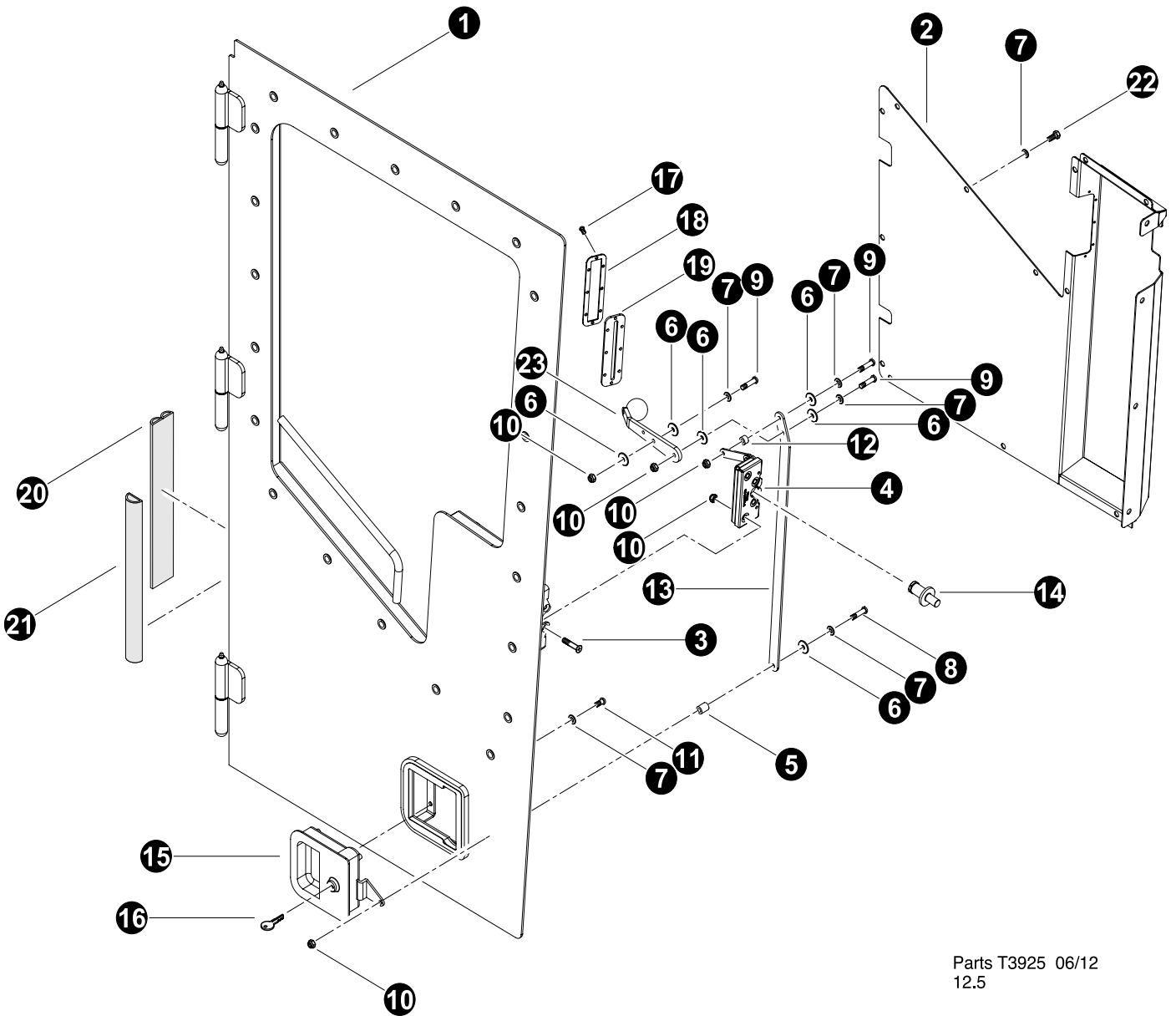


Parts T3138 06/08/2005
12.5

DOOR LATCH INSTALLATION (Machines Built Before 11/13/2012))

REF	PART #	QTY		DESCRIPTION	SEE SECTION
1	52063-OC	1	☐	DOOR, CAB - 830 (hinges shipped loose)	
2	52067-OC	1		COVER, DOOR - 830	
3	52068-OC	1		BOLT, COUNTERSUNK	
4	52069-OC	4	☐	PLATE, DOOR LATCH	
5	-	3		SPACER, DOOR LATCH (included with plate)	
6	52070-OC	1		KNOB, DOOR LATCH	
7	52071-OC	1		LEVER, DOOR LATCH - 830	
8	18273-OC	4		BOLT - 1/4" x 2-3/4"	
9	10757-OC	20		WASHER, SAE FLAT - .25"	
10	17895-OC	1		LATCH, DOOR	
11	52072-OC	1		SPRING, DOOR LATCH	
12	15604-OC	1		BOLT - .25" X .75"	
13	10811-OC	4		NUT, LOCK - .25"	
14	-OC	2		STANDOFF (05955-00)	
15	52073-OC	1		CABLE ASSEMBLY - DOOR LATCH	
16	19248-OC	1		HANDLE, outside door	
17	15604-OC	16		BOLT - .25" X .75"	
18	15508-OC	2		BOLT - .25" X 2.5"	
19	16940-OC	1		KEY, door (Key code CH1250)	
20	18126-OC	AR	✂	WEATHERSTRIP, door	

- ☐ Kit or Assembly - includes all items indented underneath.
 ✂ Bulk material - order length required in feet or meters.



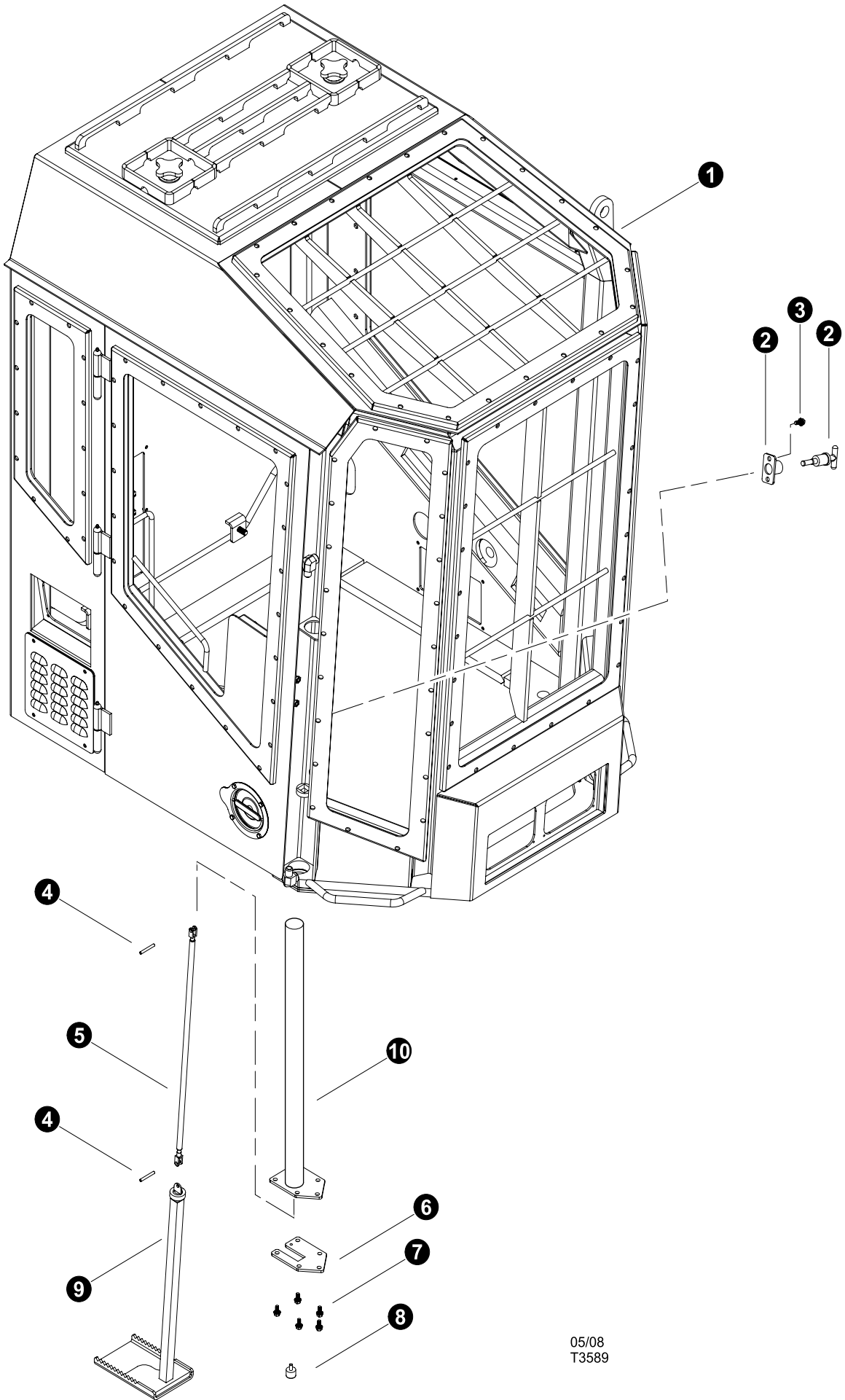
Parts T3925 06/12
12.5

DOOR LATCH INSTALLATION (Machines built after 11/13/2012)

REF	PART #	QTY		DESCRIPTION	SEE SECTION
1	13272-00-OC	1	☐	DOOR, CAB - FlatTop (hinges shipped loose)	
2	06142-00-OC	1		COVER, DOOR - 830B	
3	52068-OC	1		BOLT, COUNTERSUNK	
4	63079-OC	1		DOOR LATCH	
5	1045877-	3		PLASTIC SPACER,	
6	63220-OC	6		PLASTIC WASHER 1/4" ID 5/8" LONG	
7	10757-OC	-		WASHER, SAE FLAT - .25"	
8	1050412-OC	3		BOLT - 1/4" X 1.5" Button Head	
9	23226-OC	3		BOLT - 1/4" X 1.25" Button Head	
10	10811-OC	4		NUT, LOCK - .25"	
11	24999-OC	1		#10-24 screws	
12	1050409-OC	1		PLASTIC WASHER 1/4" ID 5/16" LONG	
13	1050227-OC	1		LINK, DOOR LATCH	
14	1050263-OC	2		STRIKER BOLT	
15	63100-OC	1		HANDLE, DOOR LATCH	
16	54855-OC	1		KEY (CH 751)	
17	83303-OC	8		#8-32 x 1/4" screw	
18	06149-00	1		RETAINER	
19	06148-00-OC	1		GASKET, Paddle Handle	
20	18126-OC	AR	✂	WEATHERSTRIP, door	
21	54050-OC	AR	✂	WEATHERSTRIPPING, RUBBER-REAR DOOR SEAL	
22	45040-OC	18		BOLT, 1/4" x 1/2"	
23	1050252-OC	1		HANDLE	

☐ Kit or Assembly - includes all items indented underneath.

✂ Bulk material - order length required in feet or meters.



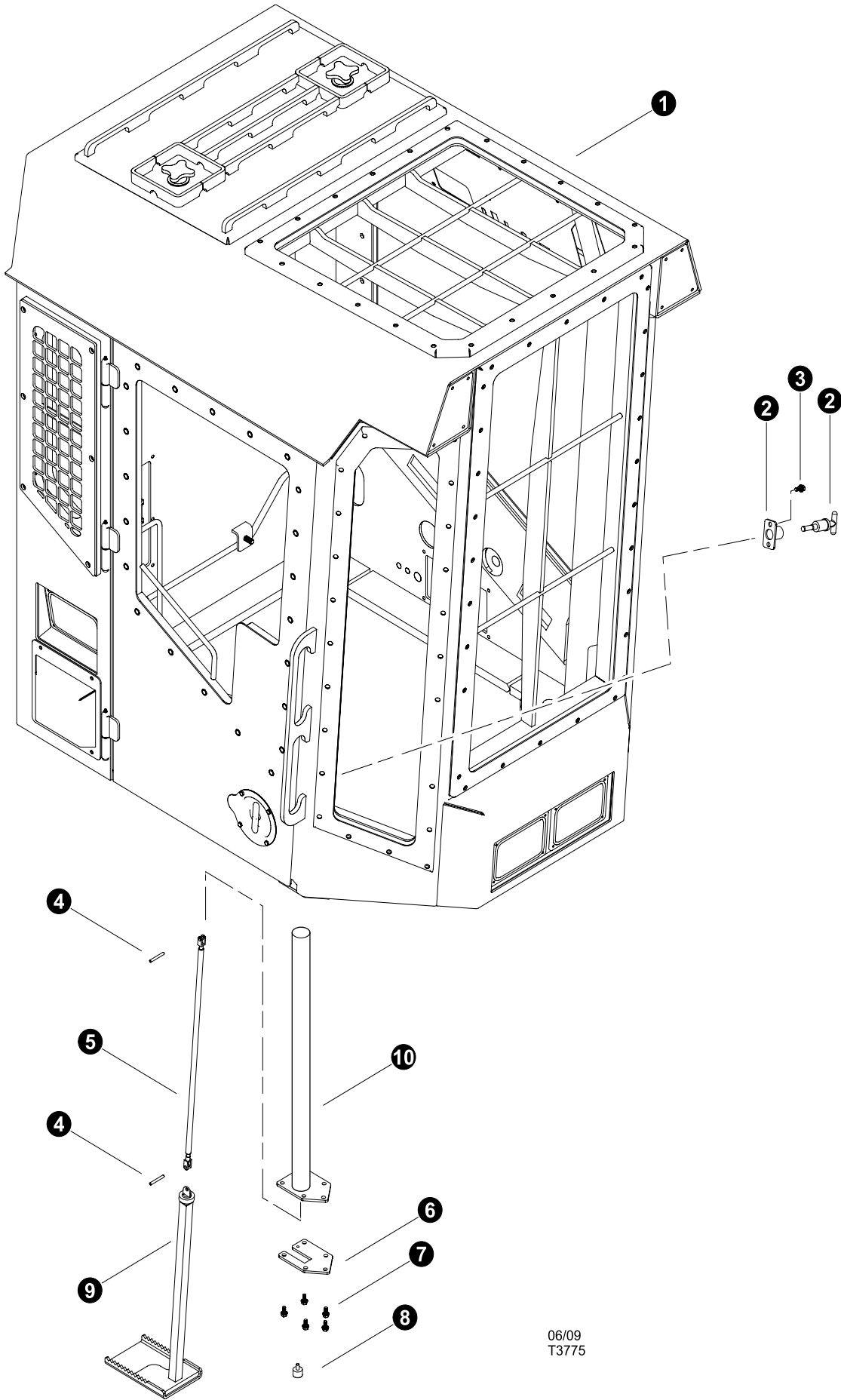
05/08
T3589

DOOR STEP INSTALLATION (Machines built before 04/12/09)

REF	PART #	QTY	DESCRIPTION	SEE SECTION
1	REF	1	OPERATOR'S CAB	OC-1
2	54117-OC	1	Bracket, Latch (06490-00)	
3	-OC	2	BOLT, Serated 3/8" X 3/4" (18003)	
-	53758-OC	1	<input type="checkbox"/> ASSEMBLY, CAB STEP	
4	52781-OC	1	PIN, ROLL - CAB STEP (63187)	
5	54141-OC	1	SHOCK, Bansbach (C5C5Z-43-305-746/090N)	
6	54116-OC	1	PLATE, Step Retainer (06496-00)	
7	-OC	3	BOLT, Serated 3/8" X 3/4" (18003)	
8	52780-OC	1	BUMPER, Rubber Stop - Cab Step (63185)	
9	52778-OC	1	WELDMENT, Cab Step (06482-00)	
10	54115-OC	1	FRAME, slide tube	

Kit or Assembly - includes all items indented underneath.


 Bulk material - order length required in feet or meters.



06/09
T3775

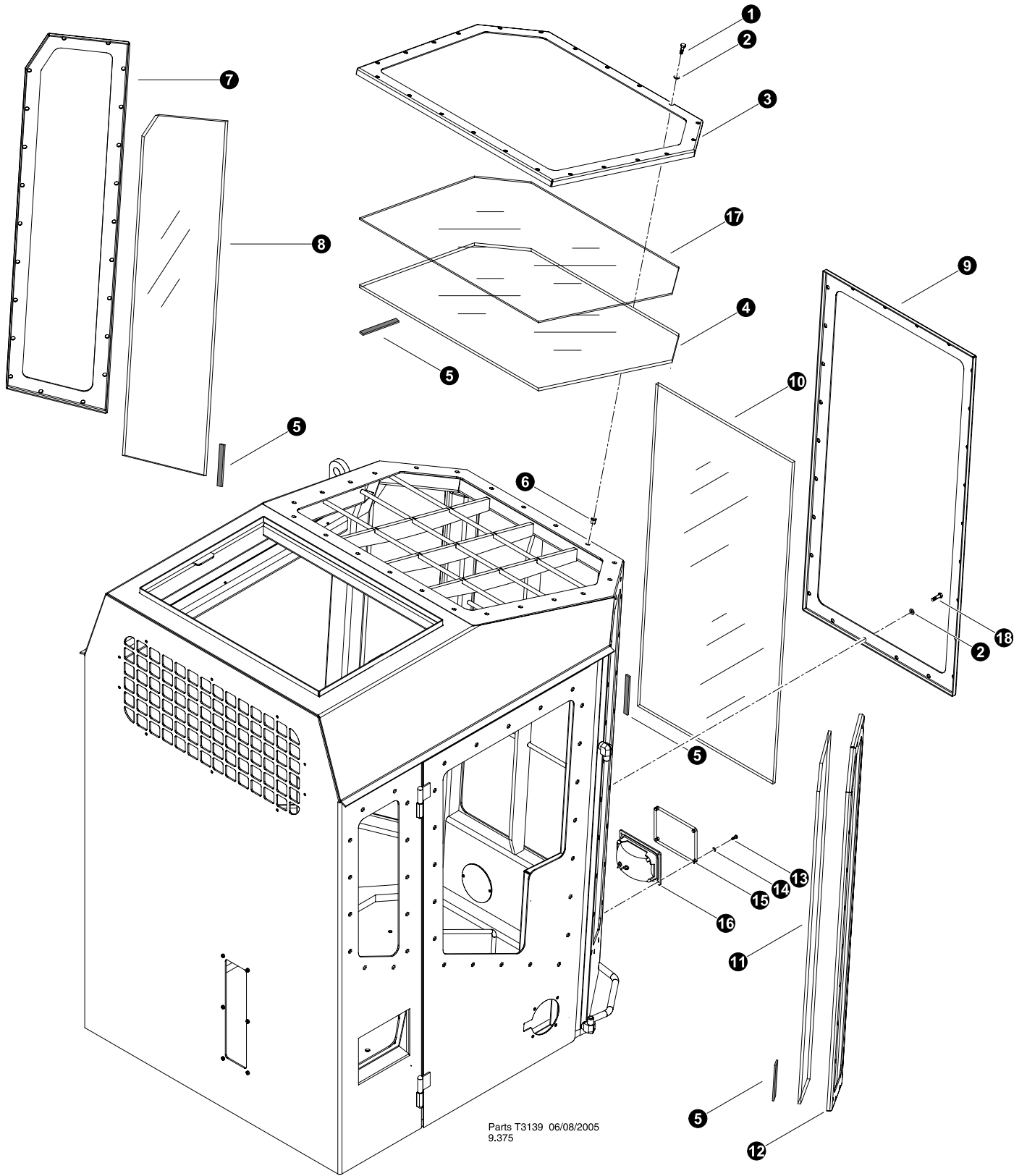
DOOR STEP INSTALLATION (Machines built after 04/12/09)

REF	PART #	QTY	DESCRIPTION	SEE SECTION
1	REF	1	OPERATOR'S CAB	OC-1
2	54117-OC	1	Bracket, Latch (06490-00)	
3	-OC	2	BOLT, Serated 3/8" X 3/4" (18003)	
-	53758-OC	1	<input type="checkbox"/> ASSEMBLY, CAB STEP	
4	52781-OC	1	PIN, ROLL - CAB STEP (63187)	
5	54141-OC	1	SHOCK, Bansbach (C5C5Z-43-305-746/090N)	
6	54116-OC	1	PLATE, Step Retainer (06496-00)	
7	-OC	3	BOLT, Serated 3/8" X 3/4" (18003)	
8	52780-OC	1	BUMPER, Rubber Stop - Cab Step (63185)	
9	52778-OC	1	WELDMENT, Cab Step (06482-00)	
10	54115-OC	1	FRAME, slide tube	

- Kit or Assembly - includes all items indented underneath.
 Bulk material - order length required in feet or meters.



Section OC-2

Operator's Cab - Window Installation



Parts T3139 06/08/2005
9.375

WINDOW INSTALLATION
(Front Window Installation)
(used on machines built 05/13/08 or before)

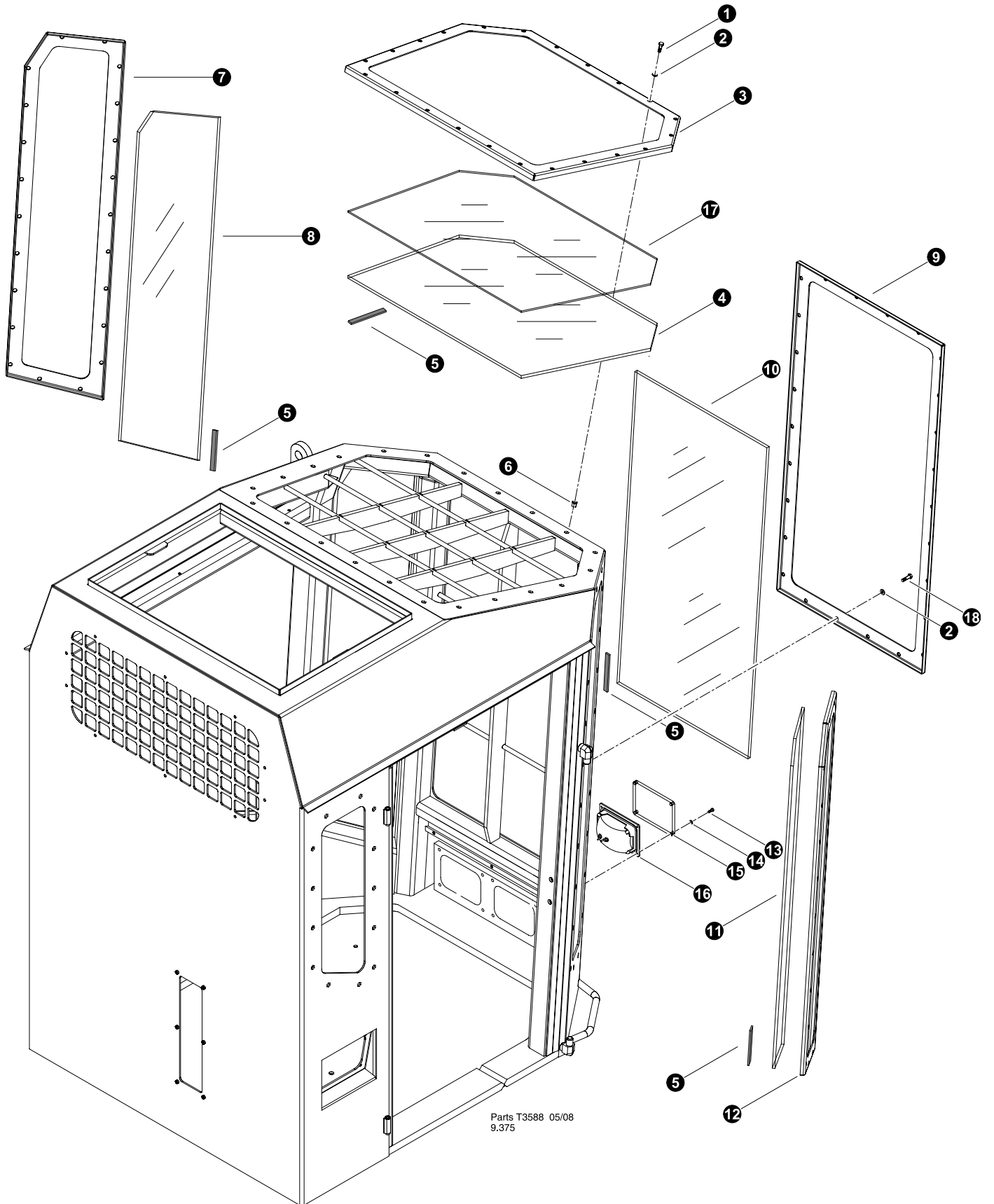
REF	PART #	QTY	DESCRIPTION	SEE SECTION
1	20084-OC	22	BOLT - .375" X 1.75"	
2	15528-OC	92	WASHER, SAE FLAT - .375"	
3	42377-OC	1	FRAME, TOP WINDOW	
4	51697-OC	1	LEXAN, SKYLITE - 830	
5	42378-OC	AR	 WEATHERSTRIPPING, WINDOW 5/16 X 3/4 X 5	
6	51810-OC	92	INSERT, THREADED - 3/8"-16	
7	42373-OC	1	FRAME, FRONT L.H. SIDE WINDOW - 830	
8	51692-OC	1	LEXAN, LH AND RH FRONT WINDOW - 830	
9	42371-OC	1	FRAME, FRONT WINDOW (.5" Lexon)	
-	51855-OC	1	FRAME, FRONT WINDOW (1.25" Lexon)	
10	51691-OC	1	LEXON, FRONT WINDOW (.5" Lexon)	
-	51808-OC	1	LEXON, FRONT WINDOW (1.25" Lexon)	
11	51692-OC	1	LEXAN, LH AND RH FRONT WINDOW - 830	
12	42372-OC	1	FRAME, FRONT R.H. SIDE WINDOW	
13	15576-OC	8	BOLT - .25" X 1"	
14	10757-OC	8	WASHER, SAE FLAT - .25"	
15	16811-OC	2	LEXON, LIGHT GUARD	
16	REF	2	 LIGHT ES	
17	51698-OC	1	LEXAN, SKYLITE - SCRATCH GUARD - 830	
18	10731-OC	70	BOLT - .375" X 1.5" (.5" Lexon)	
-	23265-OC	26	BOLT - .375" X 2.25" (1.25" Lexon)	



See referenced page for component or assembly breakdown.





Bulk material - order length required in feet or meters.



Parts T3588 05/08
9,375

WINDOW INSTALLATION
(Front Window Installation)
(used on machines built after 05/13/08
and before 04/12/09)

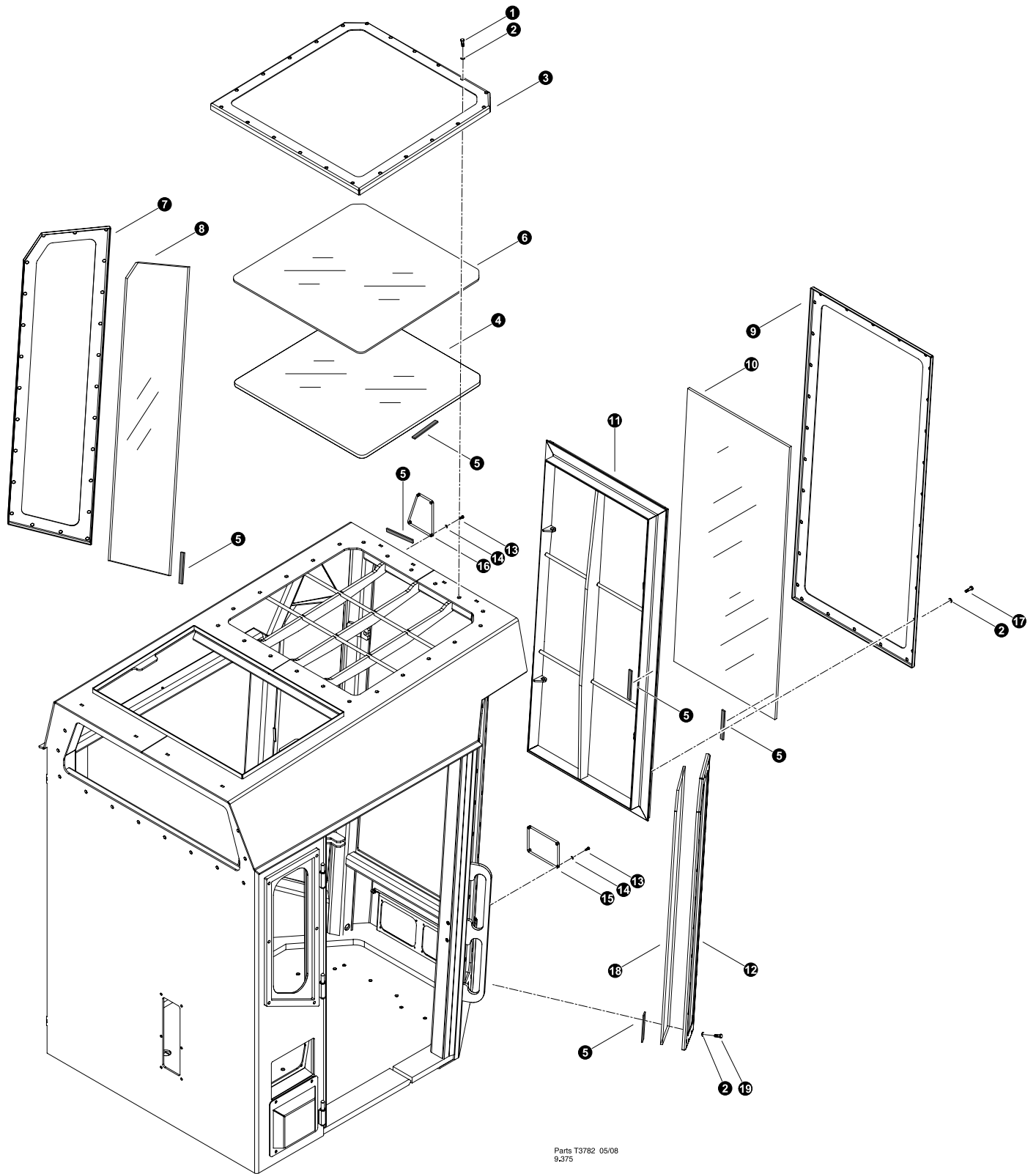
REF	PART #	QTY	DESCRIPTION	SEE SECTION
1	20084-OC	22	BOLT - .375" X 1.75"	
2	15528-OC	92	WASHER, SAE FLAT - .375"	
3	42377-OC	1	FRAME, TOP WINDOW	
4	51697-OC	1	LEXAN, SKYLITE - 830	
5	42378-OC	AR	 WEATHERSTRIPPING, WINDOW 5/16 X 3/4 X 5	
6	51810-OC	92	INSERT, THREADED - 3/8"-16	
7	42373-OC	1	FRAME, FRONT L.H. SIDE WINDOW - 830	
8	51692-OC	1	LEXAN, LH AND RH FRONT WINDOW - 830	
9	53258-OC	1	FRAME, FRONT WINDOW - B SERIES (.5" Lexon - Standard)	
-	53226-OC	1	FRAME, FRONT WINDOW - B SERIES (1.25" Lexon)	
10	53224-OC	1	LEXAN, FRONT WINDOW - STD (.5" Lexon)	
-	53225-OC	1	LEXON, FRONT WINDOW (1.25" Lexon)	
11	51692-OC	1	LEXAN, LH AND RH FRONT WINDOW - 830	
12	42372-OC	1	FRAME, FRONT R.H. SIDE WINDOW	
13	15576-OC	8	BOLT - .25" X 1"	
14	10757-OC	8	WASHER, SAE FLAT - .25"	
15	16811-OC	2	LEXON, LIGHT GUARD	
16	REF	2	 LIGHT ES	
17	51698-OC	1	LEXAN, SKYLITE - SCRATCH GUARD - 830	
18	10731-OC	70	BOLT - .375" X 1.5" (.5" Lexon)	
-	23265-OC	26	BOLT - .375" X 2.25" (1.25" Lexon)	



See referenced page for component or assembly breakdown.



Bulk material - order length required in feet or meters.



Parts T3782 05/08
9.375

WINDOW INSTALLATION
(Front Window Installation)
(used on machines built after 04/12/09)

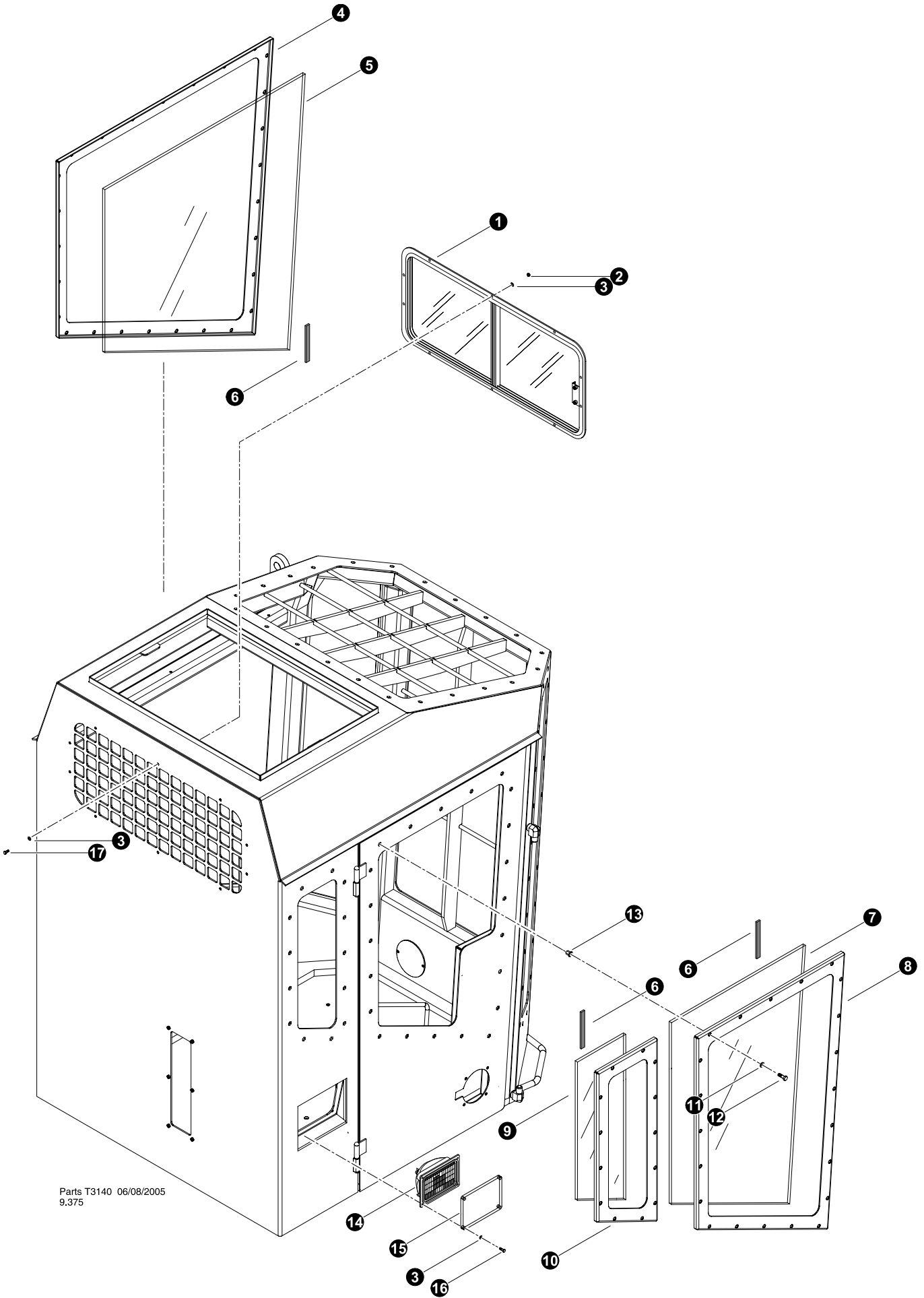
REF	PART #	QTY	DESCRIPTION	SEE SECTION
1	15529-OC	22	BOLT - .375" X 2"	
2	15528-OC	100	WASHER, SAE FLAT - .375"	
3	13244-00-OC	1	FRAME, TOP WINDOW	
4	53810-OC	1	LEXAN, SKYLITE - FLAT TOP (.75")	
5	18126-OC	AR	✂ WEATHERSTRIPPING, WINDOW	
6	53811-OC	1	LEXAN, SKYLITE - SCRATCH GD	
7	12238-00-OC	1	FRAME, LH ANGLED WINDOW	
8	53814-OC	1	LEXAN, LH AND RH FRONT WINDOW - FLAT	
9	53851-OC	1	FRAME, FRONT WINDOW - Standard	
9	53852-OC	1	FRAME, FRONT WINDOW - 1.25" (Optional)	
10	53812-OC	1	LEXON, FRONT WINDOW - Standard	
10	-OC	1	LEXON, FRONT WINDOW - 1.25" (Optional)	
11	13246-00-OC	1	WELDMENT, Kickout Front Window	
12	12239-00-OC	1	FRAME, FRONT R.H. SIDE WINDOW	
13	18309-OC	16	BOLT - .25" X 1.25"	
14	10757-OC	16	WASHER, SAE FLAT - .25"	
15	16811-OC	2	LEXON, LIGHT GUARD	
16	53816-OC	2	LEXAN, TOP CAB LIGHT	
17	15542-OC	30	BOLT - .375" X .75" (standard front window)	
17	20084-OC	30	BOLT - .375" X 1.75" (1.25" front window)	
18	53814-OC	1	LEXAN, LH AND RH FRONT WINDOW - 830 FLAT	
19	20084-OC	48	BOLT - .375" X 1.75" (1.25" front window)	



See referenced page for component or assembly breakdown.





Bulk material - order length required in feet or meters.



Parts T3140 06/08/2005
9.375

WINDOW INSTALLATION
(Rear and Side Window Installation)
(used on machines built before 04/12/09)

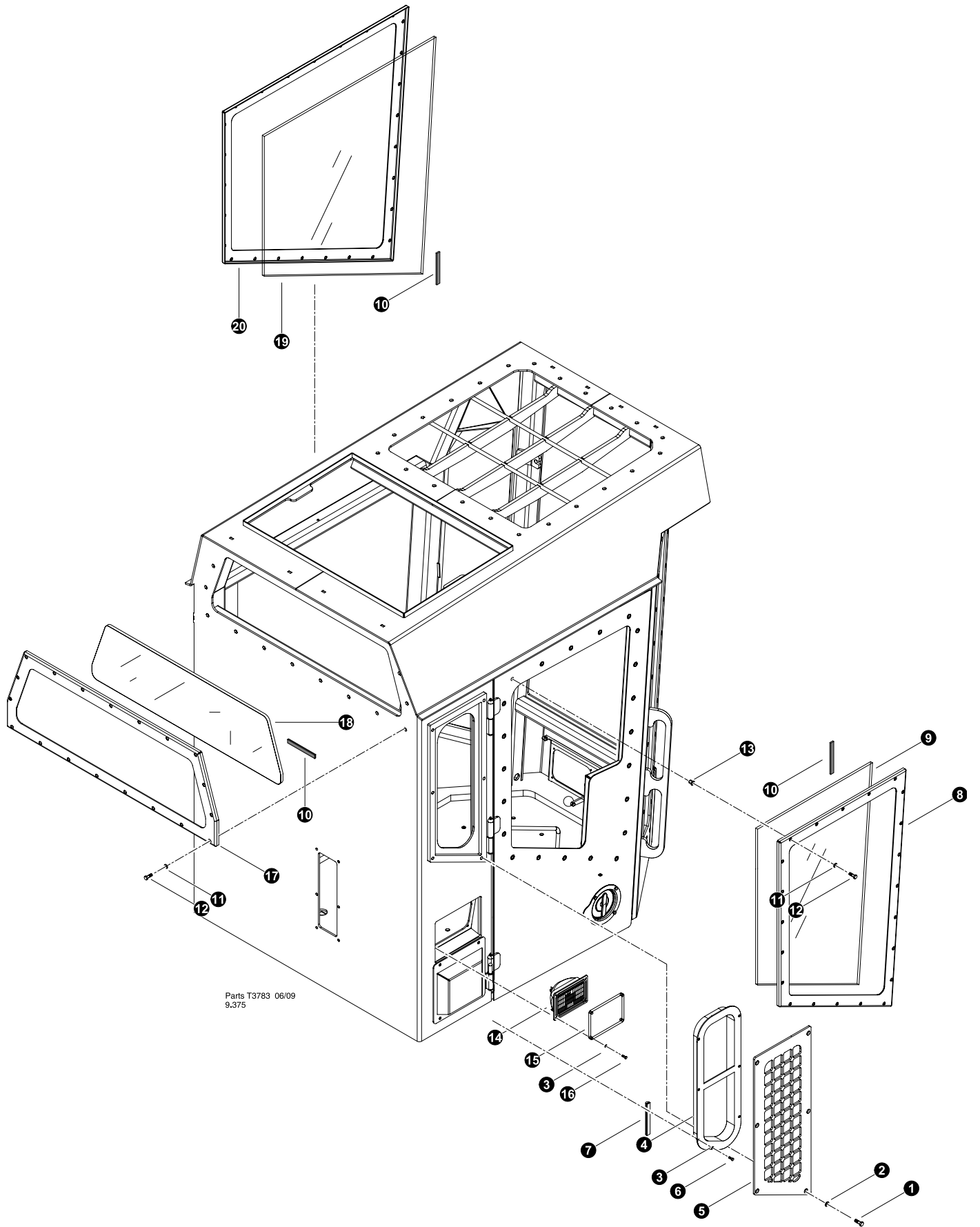
REF	PART #	QTY	DESCRIPTION	SEE SECTION
1	51719-OC	1	WINDOW, SLIDING - TF830	
2	10811-OC	10	NUT, LOCK - .25"	
3	10757-OC	20	WASHER, SAE FLAT - .25"	
4	42376-OC	1	FRAME, BOOM SIDE WINDOW	
5	51694-OC	1	LEXAN, LH (BOOM SIDE) WINDOW - 830	
6	42378-OC	AR	 WEATHERSTRIPPING, WINDOW 5/16 X 3/4 X 5	
7	51695-OC	1	LEXAN, DOOR WINDOW - 830	
8	42374-OC	1	FRAME, DOOR WINDOW	
9	51696-OC	1	LEXAN, RH AFT DOOR SIDE WINDOW - 830	
10	42375-OC	1	FRAME, OPERA WINDOW - 830	
11	15528-OC	62	WASHER, SAE FLAT - .375"	
12	10731-OC	62	BOLT - .375" X 1.5"	
13	51810-OC	62	INSERT, THREADED - 3/8"-16	
14	REF	1	 LIGHT	ES
15	16811-OC	1	LEXON, LIGHT GUARD	
16	15576-OC	4	BOLT - .25" X 1"	
17	15604-OC	10	BOLT - .25" X .75"	






Bulk material - order length required in feet or meters.



See referenced page for component or assembly breakdown.



WINDOW INSTALLATION
(Rear and Side Window Installation)
(used on machines built after 04/12/09)

REF	PART #	QTY	DESCRIPTION	SEE SECTION
1	10783-OC	6	BOLT - .5" X 1"	
2	15534-OC	6	WASHER, SAE FLAT - .5"	
3	10757-OC	10	WASHER, SAE FLAT - .25"	
4	53817-OC	1	WINDOW, SLIDING OPERA-FLAT TOP CAB	
5	13245-00-OC	1	GUARD, Sliding Side Window	
6	15604-OC	6	BOLT - .25" X .75"	
7	18126-OC	AR	 WEATHERSTRIPPING (Door Seal)	
8	42374-OC	1	FRAME, DOOR WINDOW	
9	51695-OC	1	LEXAN, DOOR WINDOW	
10	18126-OC	AR	 WEATHERSTRIPPING, WINDOW	
11	15528-OC	68	WASHER, SAE FLAT - .375"	
12	20084-OC	68	BOLT - .375" X 1.75"	
13	51810-OC	68	INSERT, THREADED - 3/8"-16	
14	REF	1	 LIGHT ES	
15	16811-OC	1	LEXON, LIGHT GUARD	
16	15576-OC	4	BOLT - .25" X 1"	
17	13243-00-OC	1	FRAME, REAR WINDOW	
18	53815-OC	1	LEXON, REAR WINDOW	
19	51694-OC	1	LEXAN, LH (BOOM SIDE) WINDOW	
20	42376-OC	1	FRAME, BOOM SIDE WINDOW	



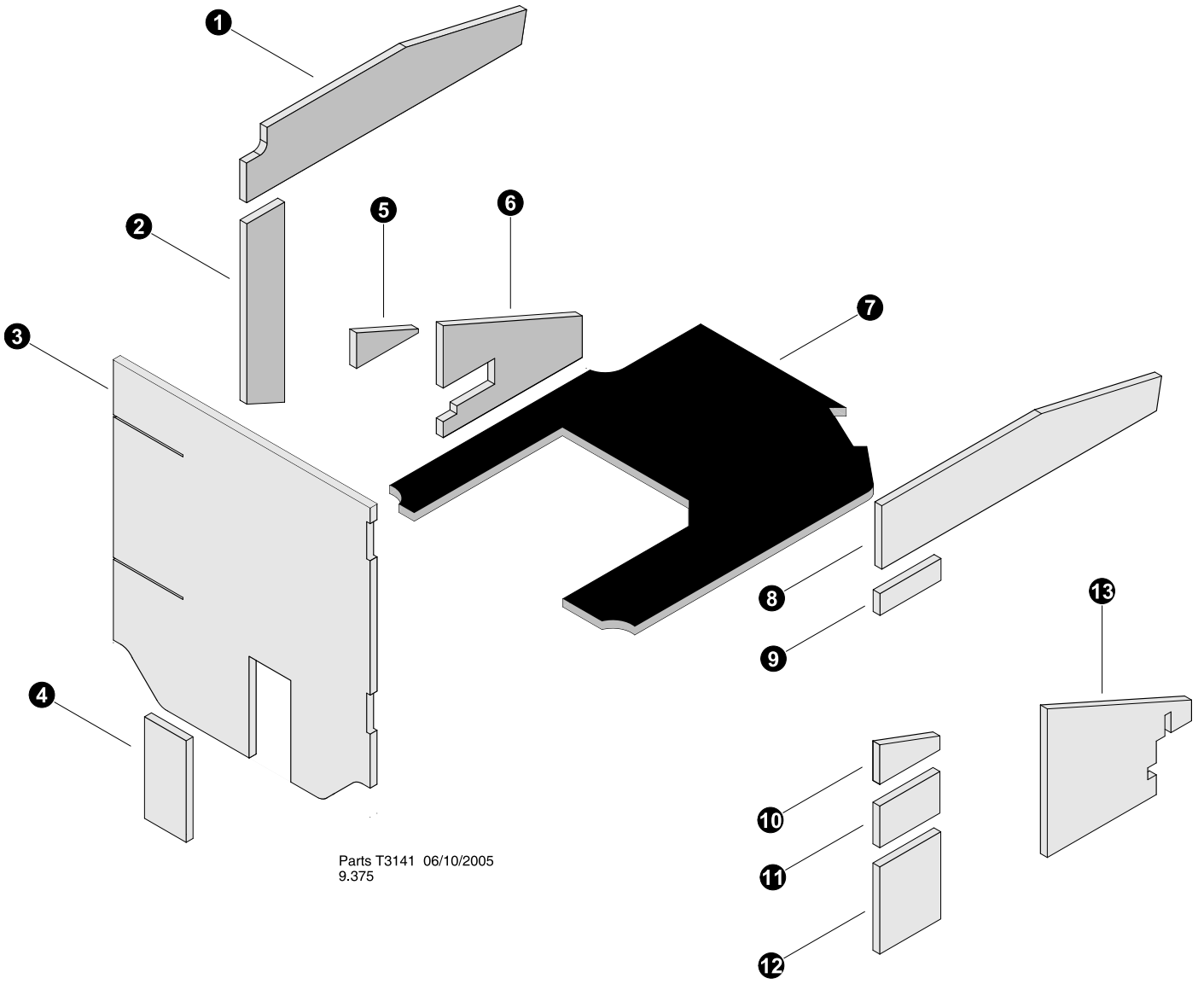
Bulk material - order length required in feet or meters.



See referenced page for component or assembly breakdown.

Section OC-3

Operator's Cab - Interior Components

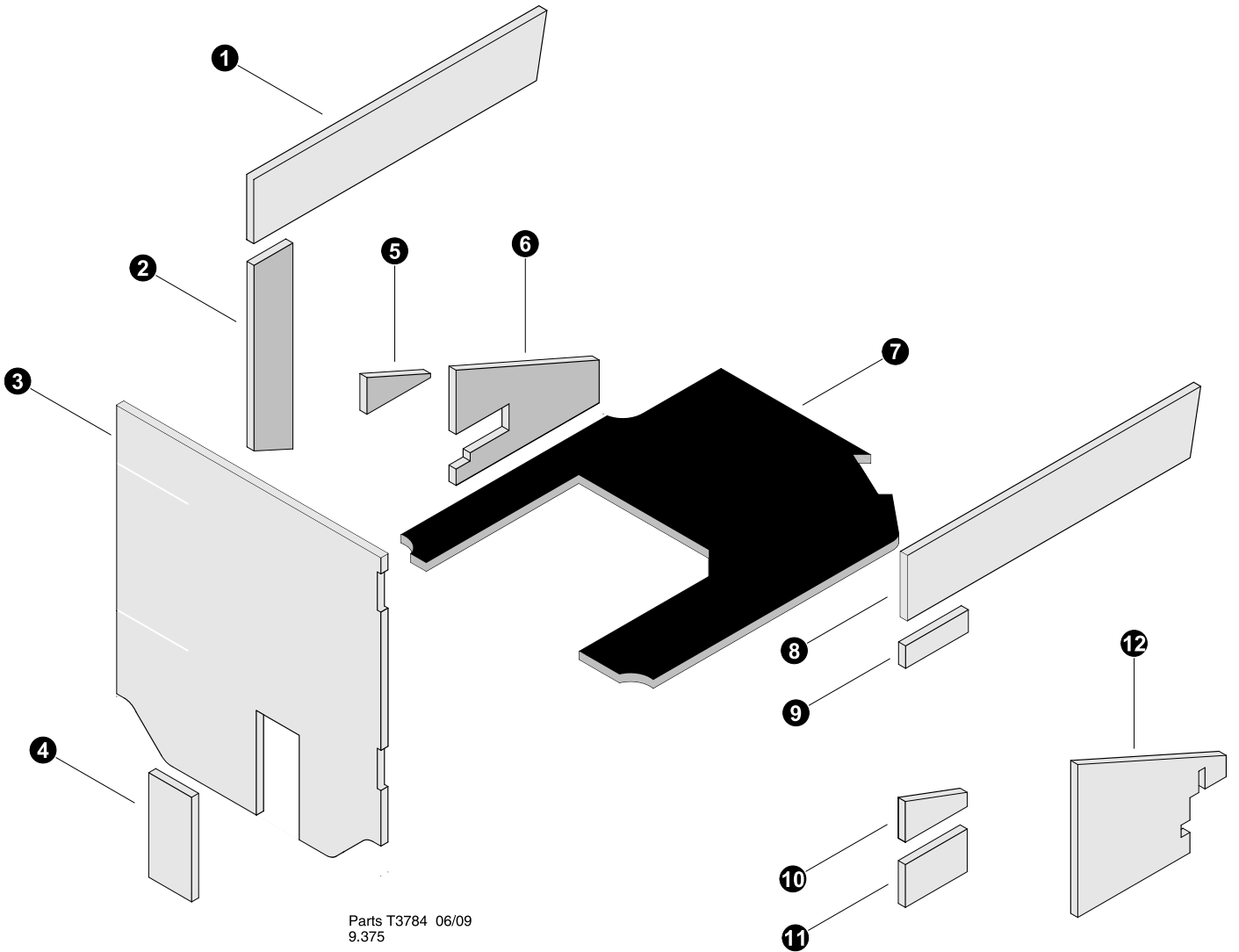


Parts T3141 06/10/2005
9.375

INTERIOR TRIM & FLOORMAT (Machines built before 04-12-09)

REF	PART #	QTY	DESCRIPTION	SEE SECTION
-	51707-OC	1	<input type="checkbox"/> KIT, CAB INSULATION - 630/830	
1	42681-OC	1	TRIM, PANEL - UPPER LEFT DASH	
2	42673-OC	1	TRIM, PANEL - LEFT REAR	
3	42676-OC	1	TRIM, PANEL - REAR CAB	
4	42682-OC	1	TRIM, PANEL - REAR BULKHEAD PLATE	
5	42675-OC	1	TRIM, PANEL - ABOVE ELECTRICAL PANEL	
6	42679-OC	1	TRIM, PANEL - LEFT CAB WALL	
7	42543-OC	1	FLOORMAT, 830/630 (1.0") Used before May 14th 2008	
7	53267-OC	1	FLOORMAT, WHEELED MACH (1.0") New CAB used after May 13 2008	
8	42680-OC	1	TRIM, PANEL - UPPER RIGHT DASH	
9	42669-OC	1	TRIM, PANEL - UPPER RIGHT SIDE WINDOW	
10	42670-OC	1	TRIM, PANEL - LOWER RIGHT SIDE WINDOW #1	
11	42671-OC	1	TRIM, PANEL - LOWER RIGHT SIDE WINDOW #2	
12	42672-OC	1	TRIM, PANEL - LOWER RIGHT SIDE WINDOW #3	
13	42679-OC	1	TRIM, PANEL - CAB DOOR	

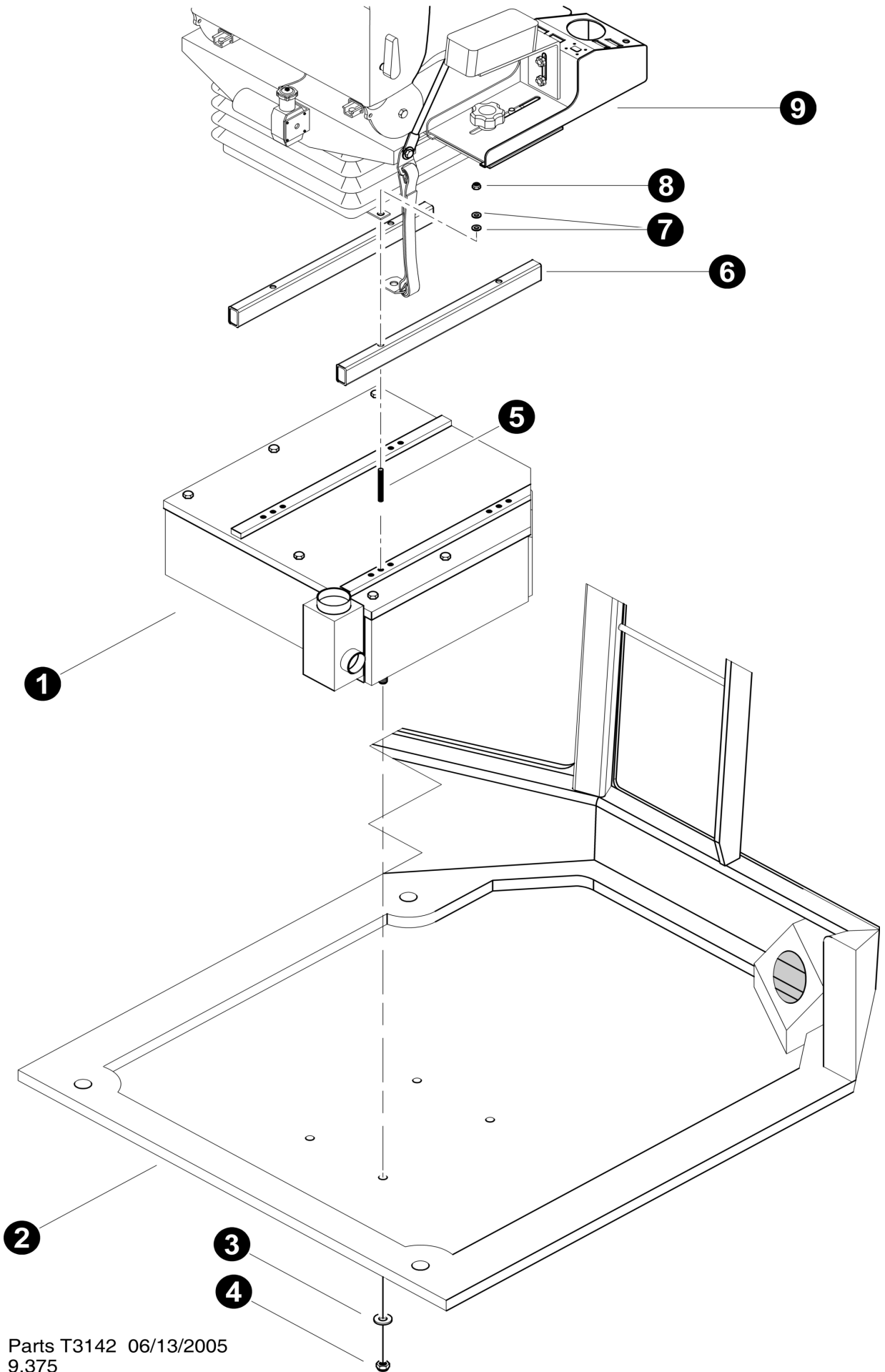
Assembly or Kit - includes all items indented underneath.



INTERIOR TRIM & FLOORMAT (Machines built after 04-12-09)




REF	PART #	QTY	DESCRIPTION	SEE SECTION
-	53833-OC	1	<input type="checkbox"/> KIT, CAB INSULATION - 630/830	
1	43763-OC	1	TRIM, PANEL - UPPER LEFT DASH	
2	42673-OC	1	TRIM, PANEL - LEFT REAR	
3	42676-OC	1	TRIM, PANEL - REAR CAB	
4	42682-OC	1	TRIM, PANEL - REAR BULKHEAD PLATE	
5	42675-OC	1	TRIM, PANEL - ABOVE ELECTRICAL PANEL	
6	42679-OC	1	TRIM, PANEL - LEFT CAB WALL	
7	53267-OC	1	FLOORMAT, WHEELED MACH (1.0") New CAB used after May 13 2008	
8	43762-OC	1	TRIM, PANEL - UPPER RIGHT DASH	
9	42669-OC	1	TRIM, PANEL - UPPER RIGHT SIDE WINDOW	
10	42670-OC	1	TRIM, PANEL - LOWER RIGHT SIDE WINDOW #1	
11	42671-OC	1	TRIM, PANEL - LOWER RIGHT SIDE WINDOW #2	
12	42672-OC	1	TRIM, PANEL - LOWER RIGHT SIDE WINDOW #3	
13	42679-OC	1	TRIM, PANEL - CAB DOOR	

Assembly or Kit - includes all items indented underneath.



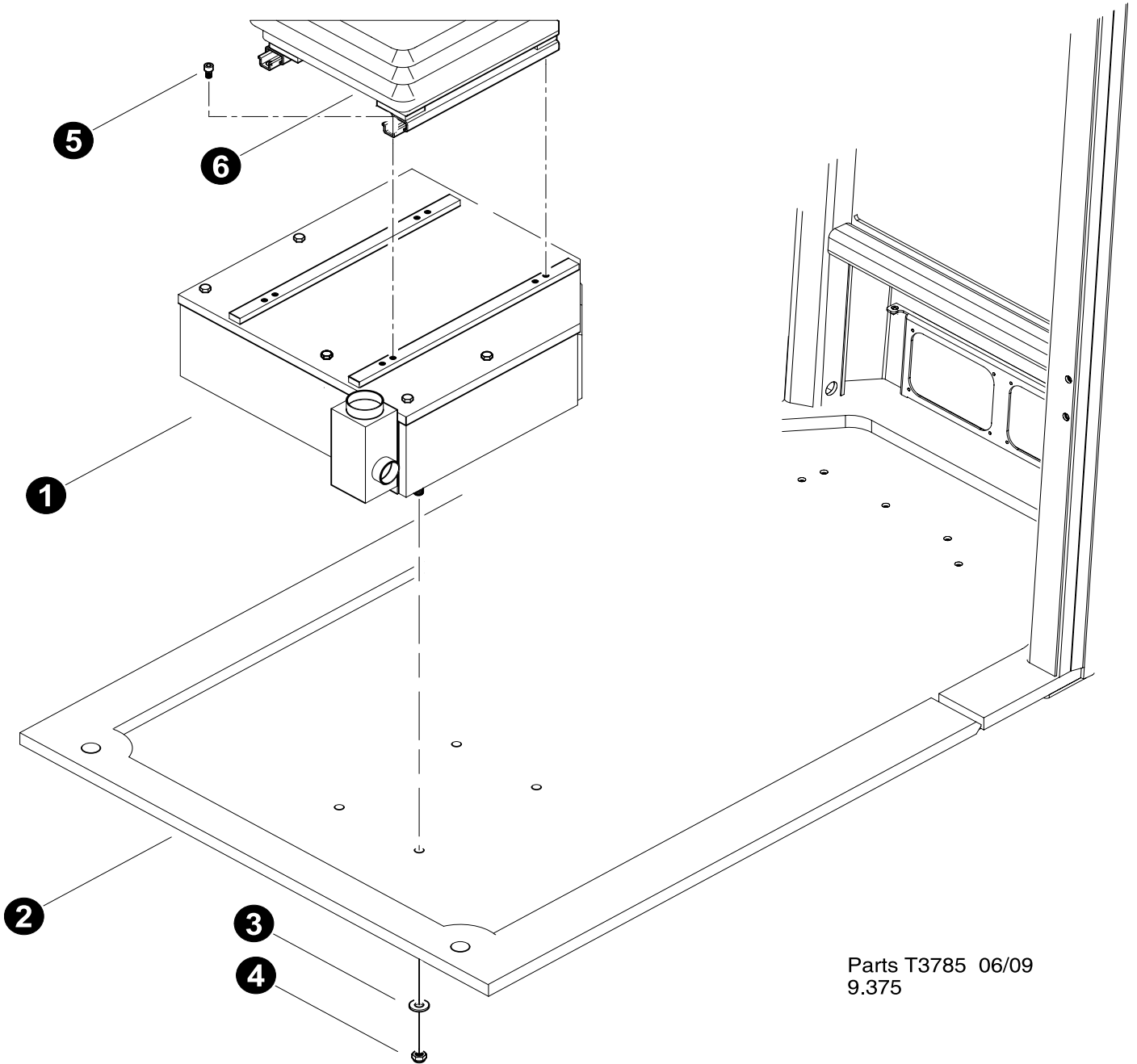
Parts T3142 06/13/2005
9.375

OPERATOR'S SEAT INSTALLATION**(Seats Inc seat mounting)**

REF	PART #	QTY	DESCRIPTION	SEE SECTION
1	REF.	1	 AC / HEATER UNIT ASSEMBLY	OC-4
2	REF.	1	 Operators Cab	OC-1
3	22666-OC	4	WASHER, SAE FLAT - .5" (EXTRA THICK)	
4	10815-OC	4	NUT, LOCK - .5"	
5	52585-OC	4	STUD, 5/16" x 3"	
6	52503-OC	2	SPACER, Seat riser	
7	15559-OC	8	WASHER, SAE FLAT - .3125"	
8	10812-OC	4	NUT, LOCK - .3125"	
9	REF.	1	 OPERATOR'S SEAT	OC-1






See referenced page for component or assembly breakdown.

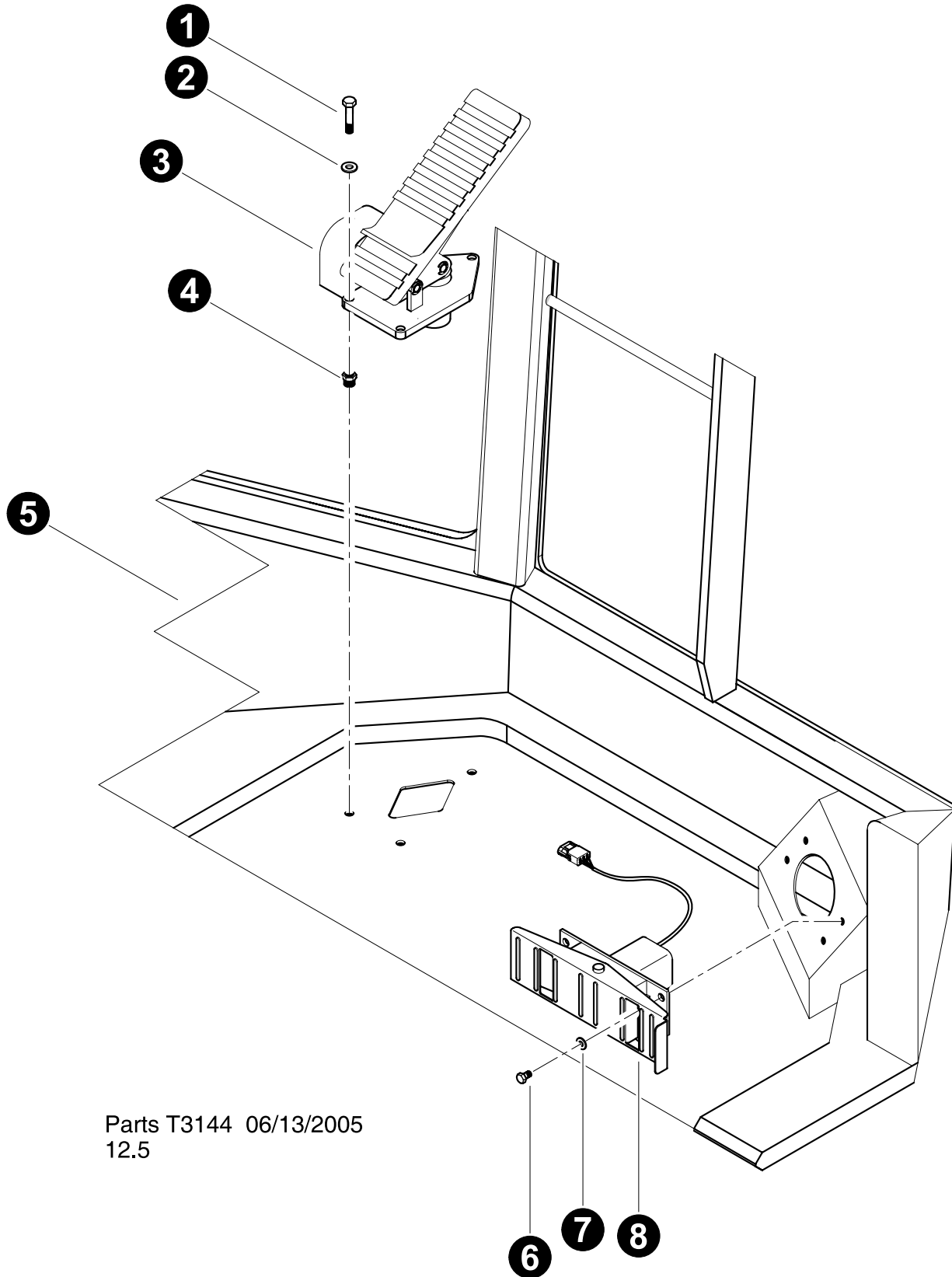


Parts T3785 06/09
9.375

OPERATOR'S SEAT INSTALLATION (Optional KAB seat mounting)




REF	PART #	QTY	DESCRIPTION	SEE SECTION
1	REF.	1	 AC / HEATER UNIT ASSEMBLY	OC-4
2	REF.	1	 Operators Cab	OC-1
3	22666-OC	4	WASHER, SAE FLAT - .5" (EXTRA THICK)	
4	10815-OC	4	NUT, LOCK - .5"	
5	53906-OC	4	BOLT, ALLEN HEAD - .3125" X .5"	
6	REF.	1	 OPERATOR'S SEAT.....	OC-1

 See referenced page for component or assembly breakdown.

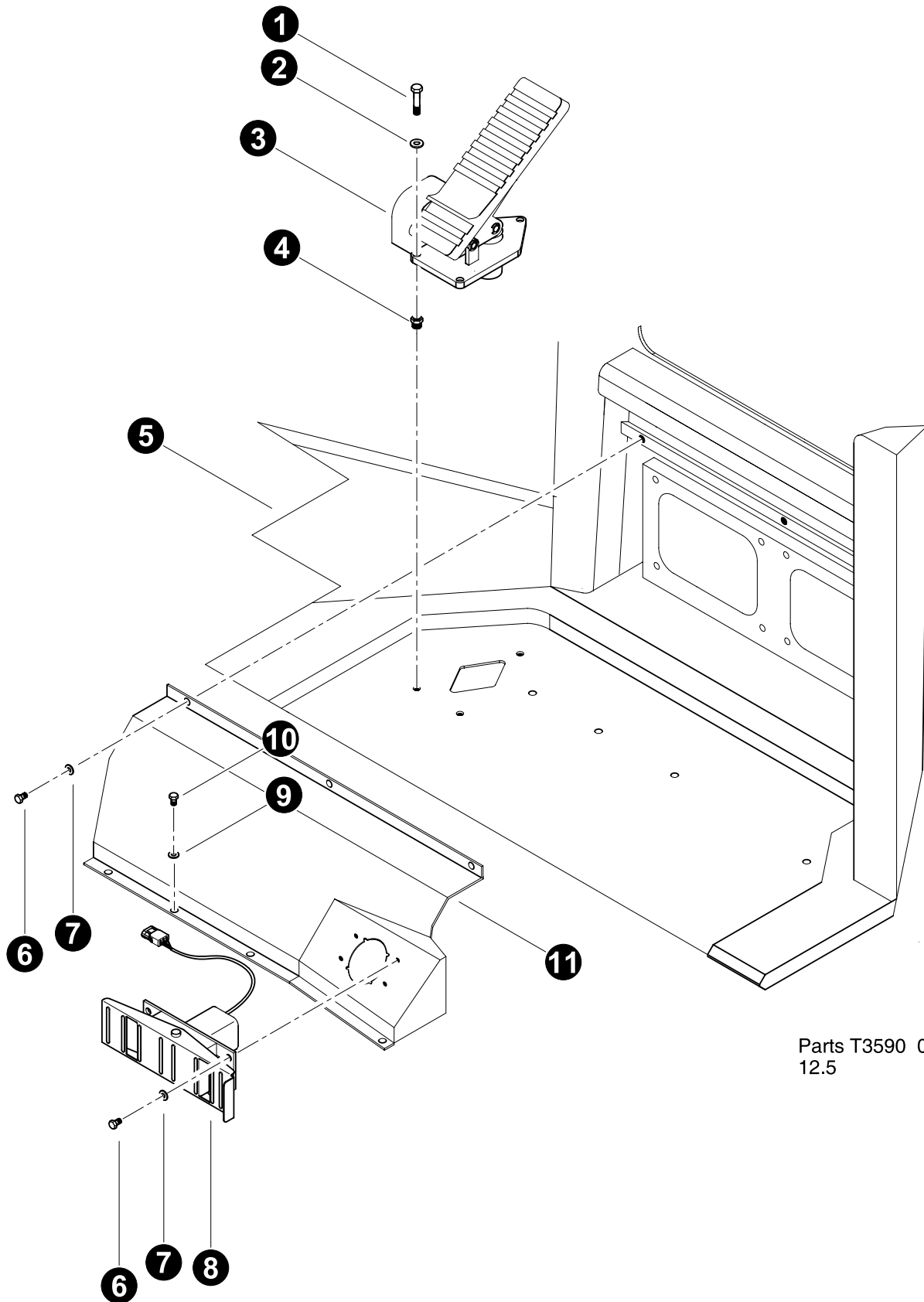


Parts T3144 06/13/2005
12.5

FOOT PEDALS INSTALLATION
(used on machines built 05/13/08 and before)




REF	PART #	QTY	DESCRIPTION	SEE SECTION
1	10823-OC	3	BOLT - .3125" X 2"	
2	15559-OC	3	WASHER, SAE FLAT - .3125"	
3	REF.	1	 TRAVEL BRAKE FOOT PEDAL	ES
4	16018-OC	3	BUSHING, REDUCER - 6405-6-4	
5	REF.	1	 OPERATOR'S CAB	OC-1
6	15604-OC	4	BOLT - .25" X .75"	
7	10757-OC	4	WASHER, SAE FLAT - .25"	
8	REF.	1	 WHEEL DRIVE FOOT CONTROL	ES

 See referenced page for component or assembly breakdown.



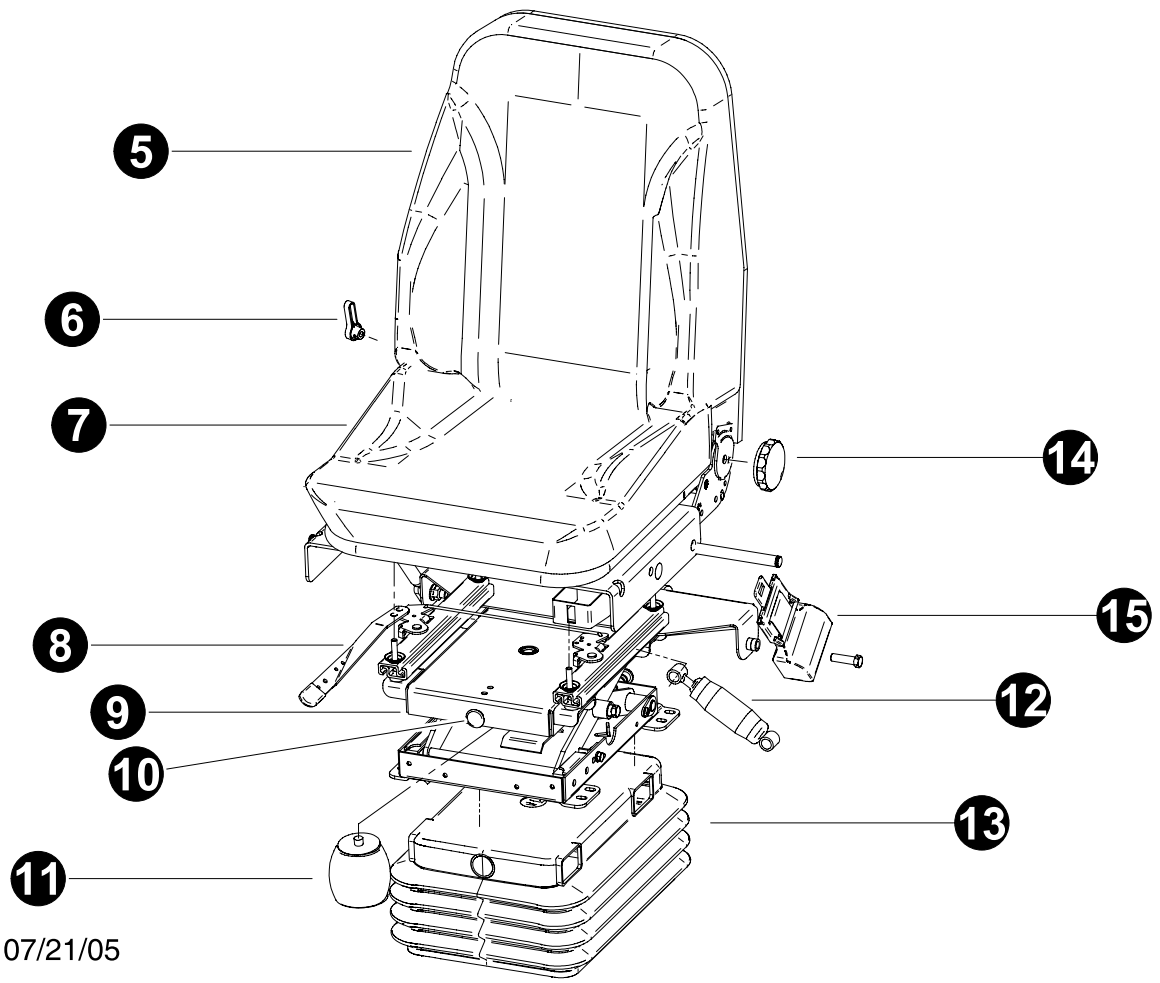
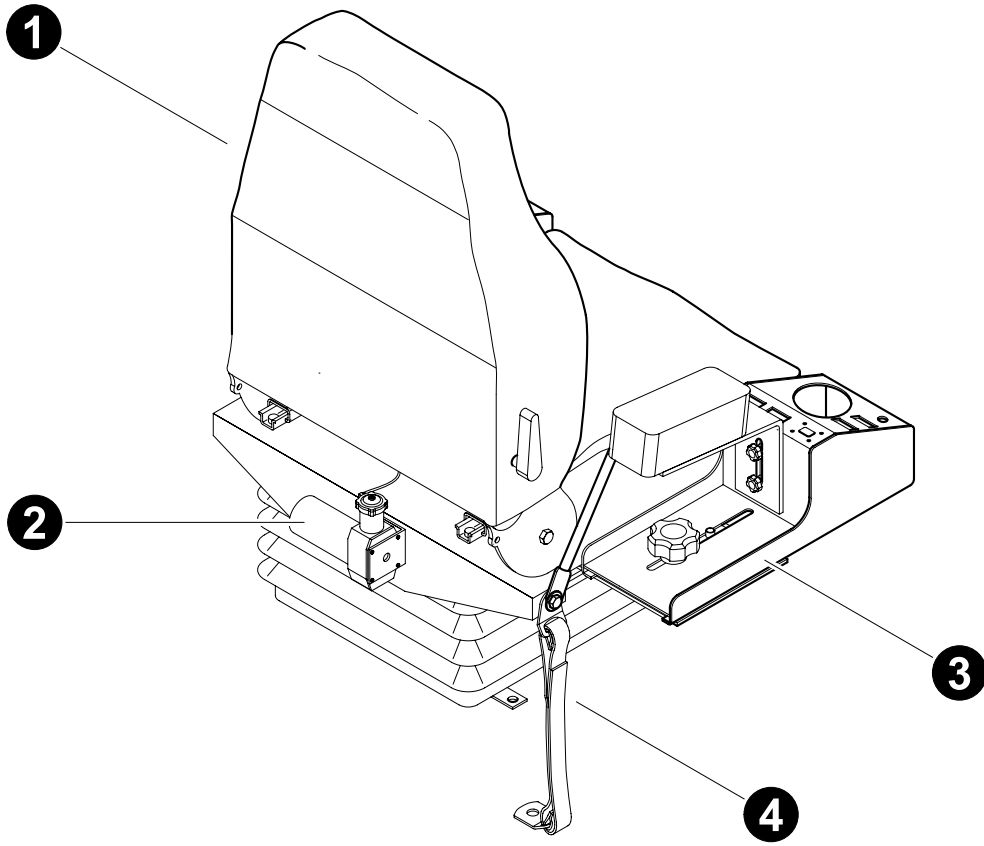
Parts T3590 05/08
12.5

FOOT PEDALS INSTALLATION
Wheeled Machines Only
(used on machines built after 05/13/08)

REF	PART #	QTY	DESCRIPTION	SEE SECTION
1	10823-OC	3	BOLT - .3125" X 2"	
2	15559-OC	3	WASHER, SAE FLAT - .3125"	
3	REF.	1	 TRAVEL BRAKE FOOT PEDAL	ES
4	16018-OC	3	BUSHING, REDUCER - 6405-6-4	
5	REF.	1	 OPERATOR'S CAB	OC-1
6	15605-OC	7	BOLT - .3125" X .75"	
7	15559-OC	7	WASHER, SAE FLAT - .3125"	
8	REF.	1	 WHEEL DRIVE FOOT CONTROL	ES
9	15559-OC	4	WASHER, SAE FLAT - .3125"	
10	15589-OC	4	BOLT - .3125" X 1"	
11	53277-OC	1	BRACKET, FOOT PEDAL - OTTO PEDAL	



See referenced page for component or assembly breakdown.



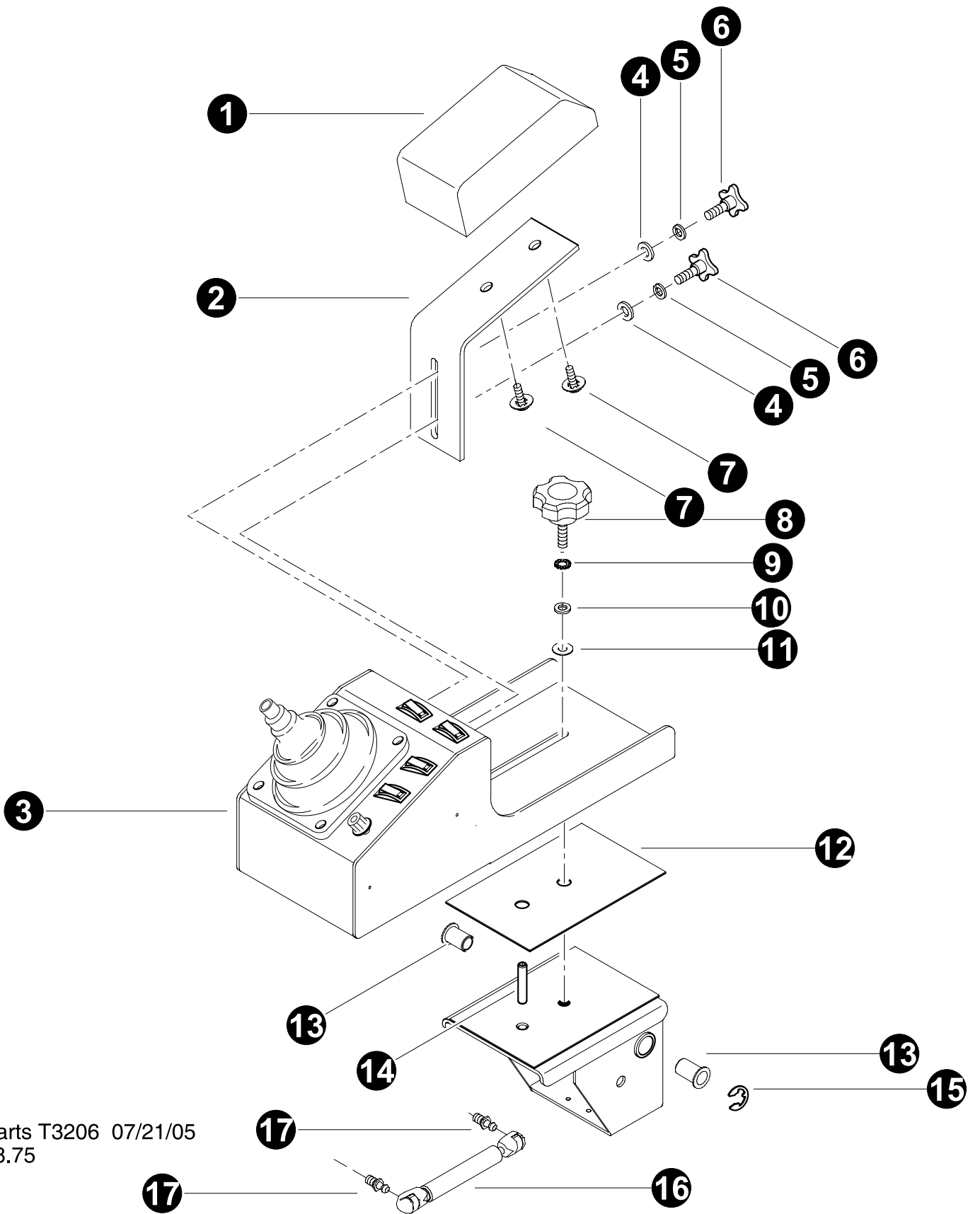
Parts T3207 07/21/05
18.75

OPERATOR'S SEAT BREAKDOWN (Seats Inc - Standard)

REF	PART #	QTY	DESCRIPTION	SEE SECTION
1	51633-OC	1	<input type="checkbox"/> SEAT ASSY, AIR RIDE and HEATER	
2	52077-OC	1	COMPRESSOR, air ride seat (24 VOLT)	
3	REF.	1	<input type="checkbox"/> JOYSTICK CONTROL ARM ASSEMBLY.....	OC-3
4		1	KIT, tethers (104949 PS)	
5		1	COVER, top seat back (308098 DN)	
6		1	LEVER, lumbar adjustment	
7		1	COVER, bottom seat (307025 DN)	
8		1	TRACK SET, adjustable slides (179837 PS)	
9		1	<input type="checkbox"/> SUSPENTION, low profile w/air (108106 PS)	
10		1	VALVE, air ride with hardware (102715 PS)	
11		1	SPRING, air bag (103351 PS)	
12		1	SHOCK, heavy duty (102362 PS)	
13		1	BELLOWS, suspension cover (102805 PS)	
14		1	KNOB, recliner adjustment (101965 PS)	
15		1	SEAT BELT, retractable (103041 PS)	

- Assembly or Kit - includes all items indented underneath.
- See referenced page for component or assembly breakdown.

800750 KAB



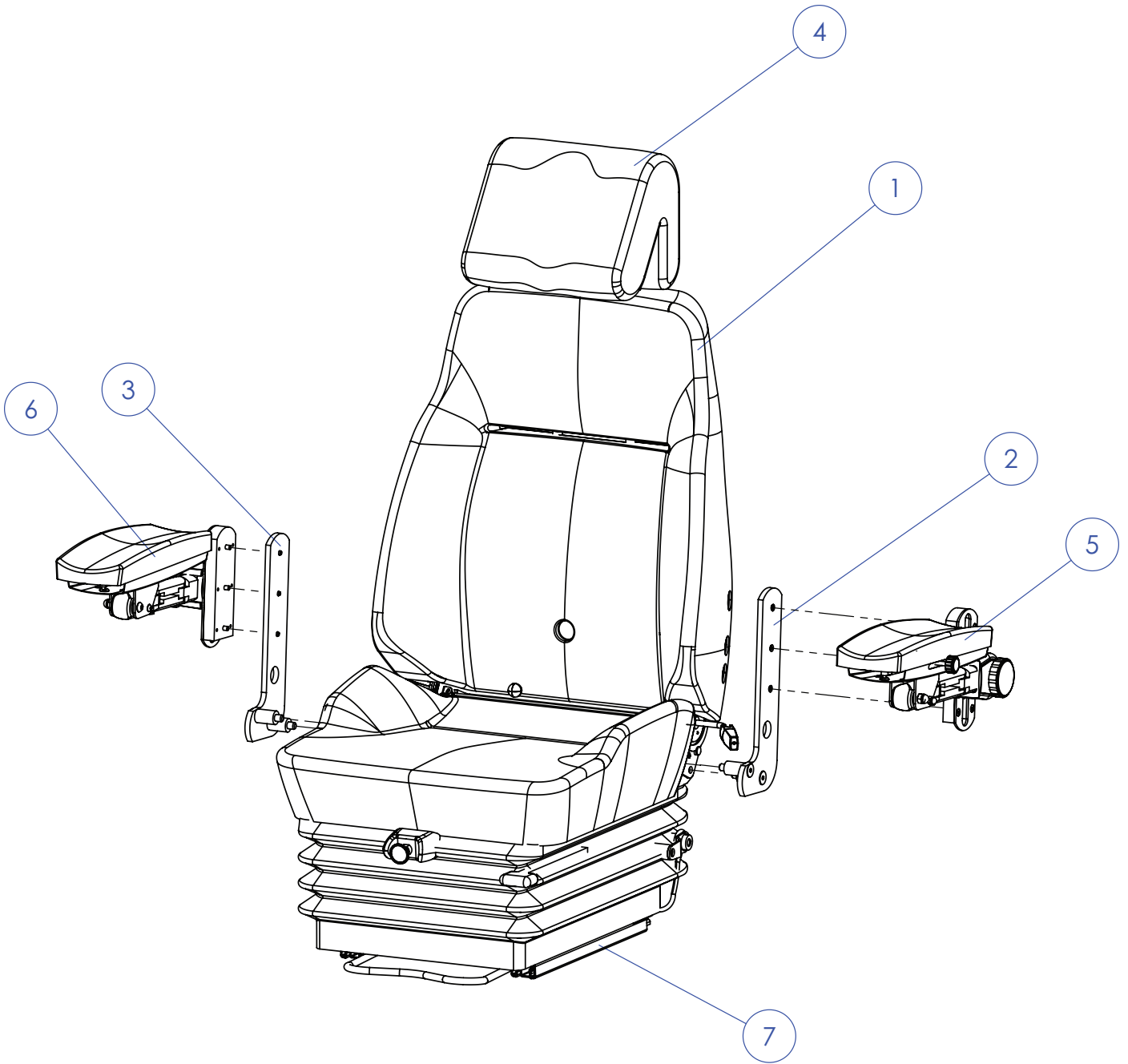
Parts T3206 07/21/05
18.75

OPERATOR'S CONTROL ARM BREAKDOWN (Standard Seats Inc)

REF	PART #	QTY	DESCRIPTION	SEE SECTION
1		1	PAD, arm rest	
2	51942-OC	1	BRACKET, ARM REST	
3	REF	1	JOYSTICK BRACKET ASSEMBLY	ES-3
4	15528-OC	2	WASHER, SAE FLAT - .375"	
5	10701-OC	2	WASHER, LOCK - .375"	
6		2	KNOB, arm rest adjustment	
7		2	BOLT,	
8		1	<input type="checkbox"/> KNOB, control arm adjustment (104089 PS)	
9		1	WASHER, serrated lock - .375"	
10	15528-OC	1	WASHER, SAE FLAT - .375"	
11		1	WASHER, plastic slide 3/8"	
12		1	SLIDER, control arm (505638 PS)	
13		2	BUSHING, plastic (707606 PS)	
14		1	PIN, roll (708325 PS)	
15		1	RING, retaining (707616 PS)	
16		1	<input type="checkbox"/> KIT, gas spring (104099 PS)	
17		2	BOLT, spring mounts	

Assembly or Kit - includes all items indented underneath.

 See referenced page for component or assembly breakdown.



OPERATOR'S SEAT BREAKDOWN (KAB - Optional)

REF	PART #	QTY		DESCRIPTION	SEE SECTION
-	53692-OC	1	<input type="checkbox"/>	SEAT ASSEMBLY (KAB) Air Ride/Heater and Head Rest	
1	K197328-OC	1		KAB 569 Seat	
2	1914 800188-OC	1		Bracket LH	
3	1914 800189-OC	1		Bracket RH	
4	42030201-1-OC	1		Headrest Comfort	
5	8000 800170-OC	1		Armflex E 80 Left	
6	8000 800171-OC	1		Armflex E 80 Right	
7	K41123-OC	1		Slides KAB 500	
8	K82345R80-OC	1		Back rest cover	
9	K82345S800-OC	1		Seat cushion cover	
10	991609-OC	1		Head rest cover	

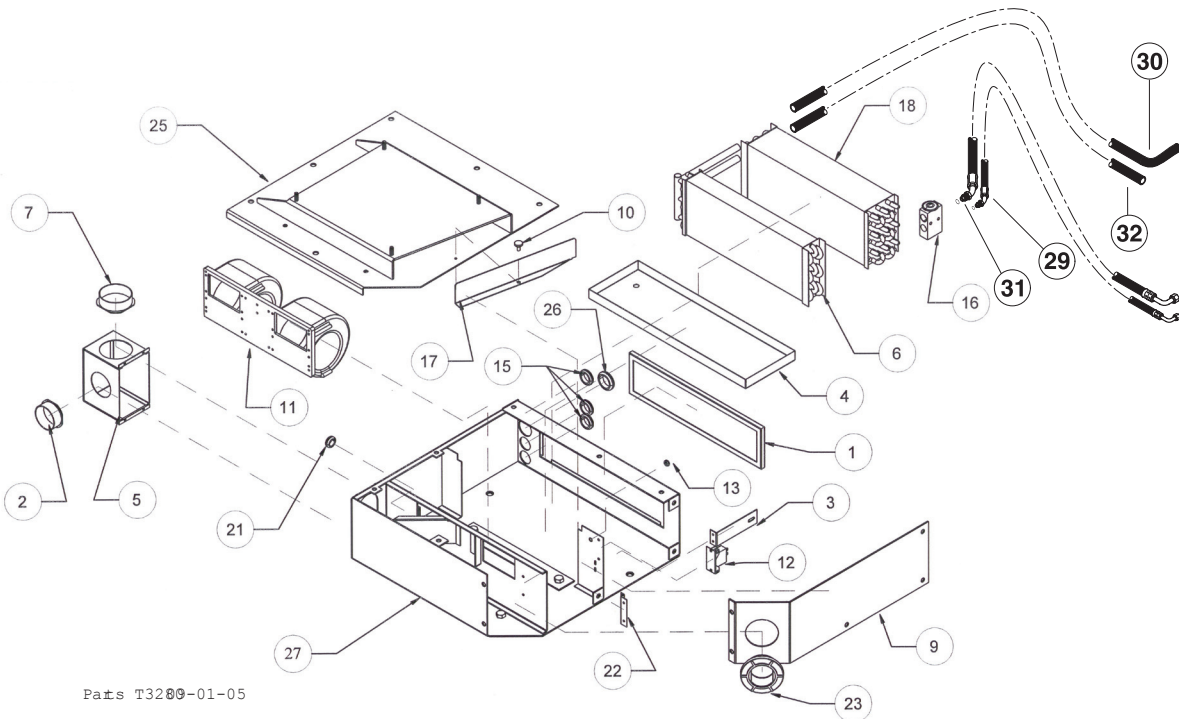
Assembly or Kit - includes all items indented underneath.

See referenced page for component or assembly breakdown.

THIS PAGE LEFT BLANK FOR NOTES

Section OC-4

Operator's Cab - Air Conditioner / Heater Unit

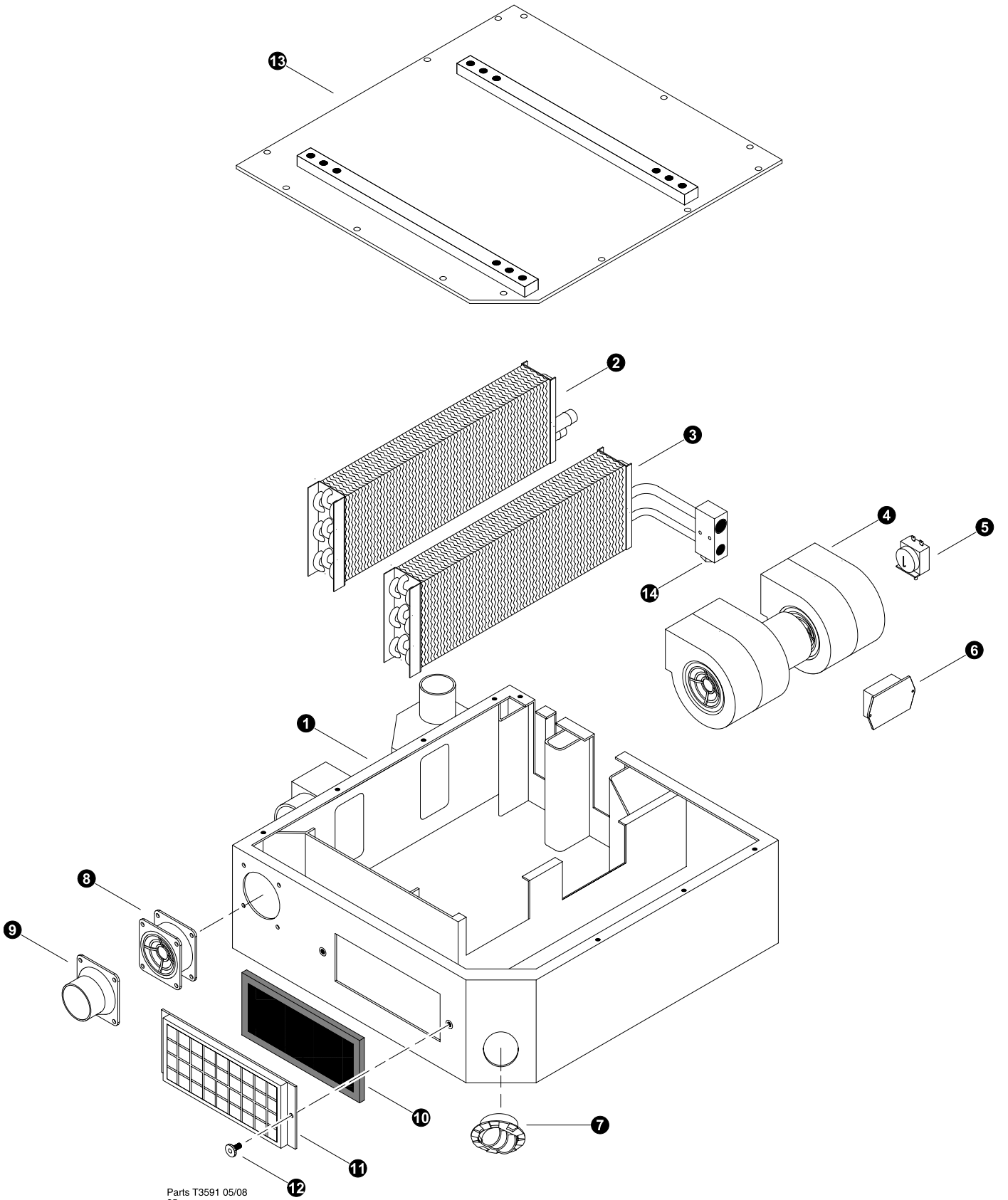


AIR CONDITIONER / HEATER UNIT

(machines built 05/13/08 and before)

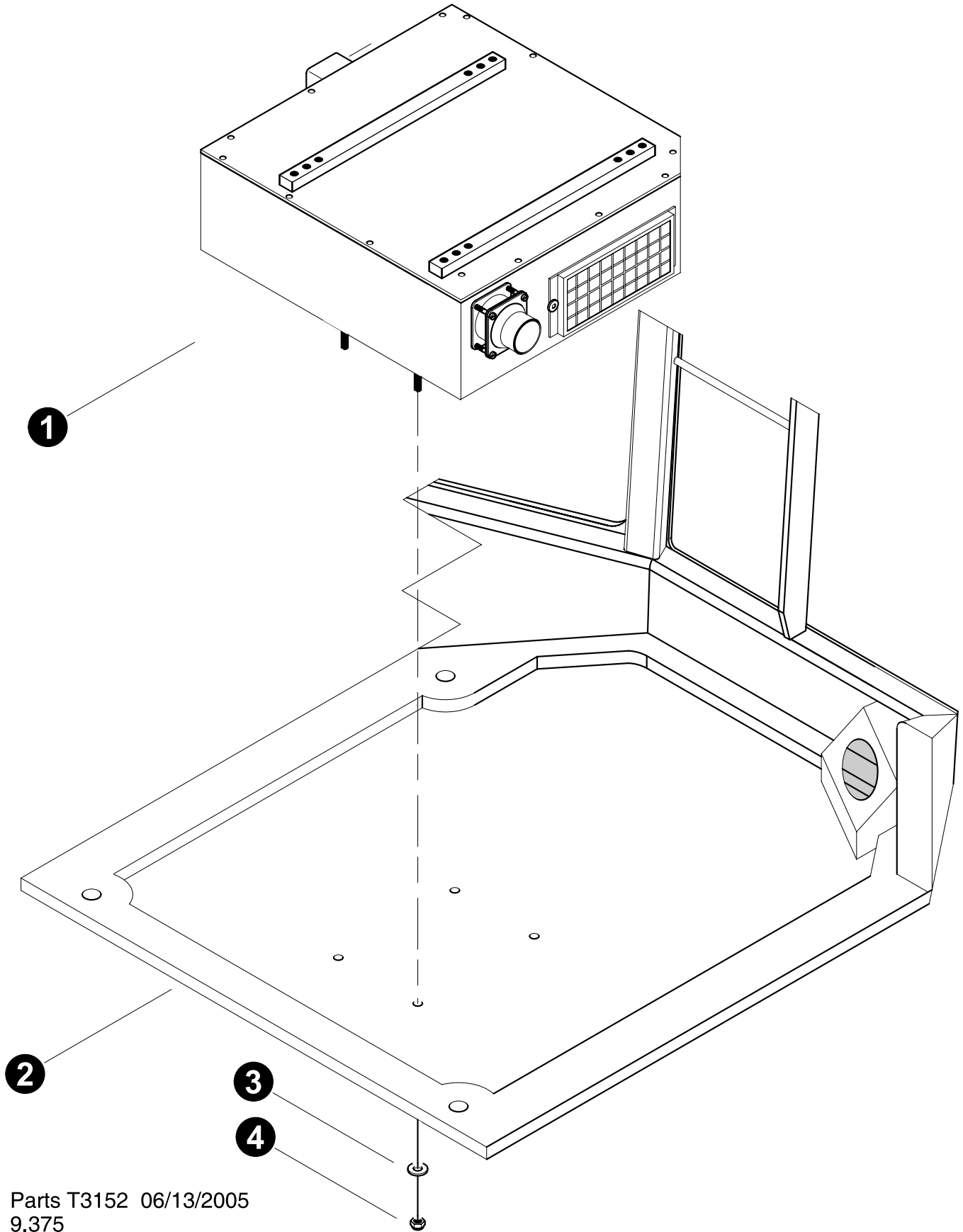
REF	PART #	QTY	DESCRIPTION	SEE SECTION
-	52104-OC	1	<input type="checkbox"/> KIT, HEATER/AC - BADGER (830/630)	
1	-OC	1	FILTER, (BT8-1038)	
2	-OC	1	ADAPTER, HOSE - 2.5" (BT2-0998)	
3	-OC	1	SUPPORT, EXP VALVE (BA-765978-6)	
4	-OC	1	PAN, DRAIN (BA6-0940)	
5	-OC	1	BOX, HOSE ADAPTER (BA-765-978-28)	
6	-OC	1	HEATER CORE (BA6-1007)	
7	-OC	1	ADAPTER, HOSE -3" (BT2-1024)	
8	15542-OC	11	BOLT - .375" X .75"	
9	-OC	1	PANEL, ACCESS (BA-765-978-27)	
10	-OC	1	KNOB (BT0-0787)	
11	-OC	1	BLOWER ASSEMBLY - 24V (BT3-0104-4)	
12	-OC	1	THEROSTAT (R-71-3200)	
13	-OC	1	GROMMET - .25" X .375" (2074)	
14	15528-OC	11	WASHER, SAE FLAT - .375"	
15	-OC	3	GROMMET - 1" X 1.75" (BA0-1014)	
16	-OC	1	VALVE, EXPANSION (R-71-8300)	
17	-OC	1	COVER, SEAT MOUNT(BA-765-978-19)	
18	-OC	1	COIL, EVAPORATOR (BA6-1008)	
19	-OC	1	NUT, 1/4" SPN LOCK (ODV3)	
20	-OC	1	BOLT, 1/4" - 24 X 1.5" (B106)	
21	-OC	1	GROMMET - 1.125" X .625" (BA0-1000)	
22	-OC	1	BRACKET, SIDE BLOWER (BA-765-978-25)	
23	-OC	1	DIFFUSER (BT2-1019)	
24	-OC	6	BOLT, 10-24 X .50" (1XWP)	
25	-OC	1	COVER ASSEMBLY (BA-765-978-26)	
26	-OC	1	GROMMET - 1.3125" X 2" (BA0-1013)	
27	-OC	1	HOUSING PEDESTAL (BA-765-978)	
28	-OC	6	NUT, 10-24 (ODVO)	
29	-OC	1	HOSE, AC - #6 (BA-765-H6)	
30	-OC	1	HOSE, HEATER - PRE FORMED (BA9-0800)	
31	-OC	1	HOSE, AC - #10-12 (BA-765-H12)	
32	-OC	31"	HOSE, HEATER - 5/8" (H-153-B)	

Kit or Assembly includes all items Underneath



AIR CONDITIONER / HEATER UNIT**(machines built after 05/13/08)**



REF	PART #	QTY		DESCRIPTION	SEE SECTION
-	53194-OC	1	<input type="checkbox"/>	KIT, HEATER/AC - WHEELED/TRACK - NEW CAB	
1	-OC	1		BOX, A/C Heater	
2	-OC	1		HEATER CORE (BA6-1035)	
3	-OC	1		COIL, EVAPORATOR (BA6-1036)	
-	-OC	1	<input type="checkbox"/>	EXPANSION VALVE, (BA1-2004)	
4	-OC	1		BLOWER ASSEMBLY - 24V (RD-3-7383-1)	
5	-OC	1		THEROSTAT (71R3200)	
6	-OC	1		SPEED CONTROL MODULE (RD-6-5558-0)	
7	-OC	1		DIFFUSER (BA2-2025)	
8	-OC	1		FAN, cab pressurizer (BT3-0130-4)	
9	-OC	1		ADAPTER, 3" HOSE	
10	-OC	1		FILTER, A/C - HEATER (BA8-0104)	
11	-OC	1		BRACKET, A/C Filter (BA-788-0-24)	
12	-OC	1		THUMB SCREW (BT0-0787)	
13	-OC	1		COVER, A/C - Heater and Seat Mount (BA-788-016-4)	



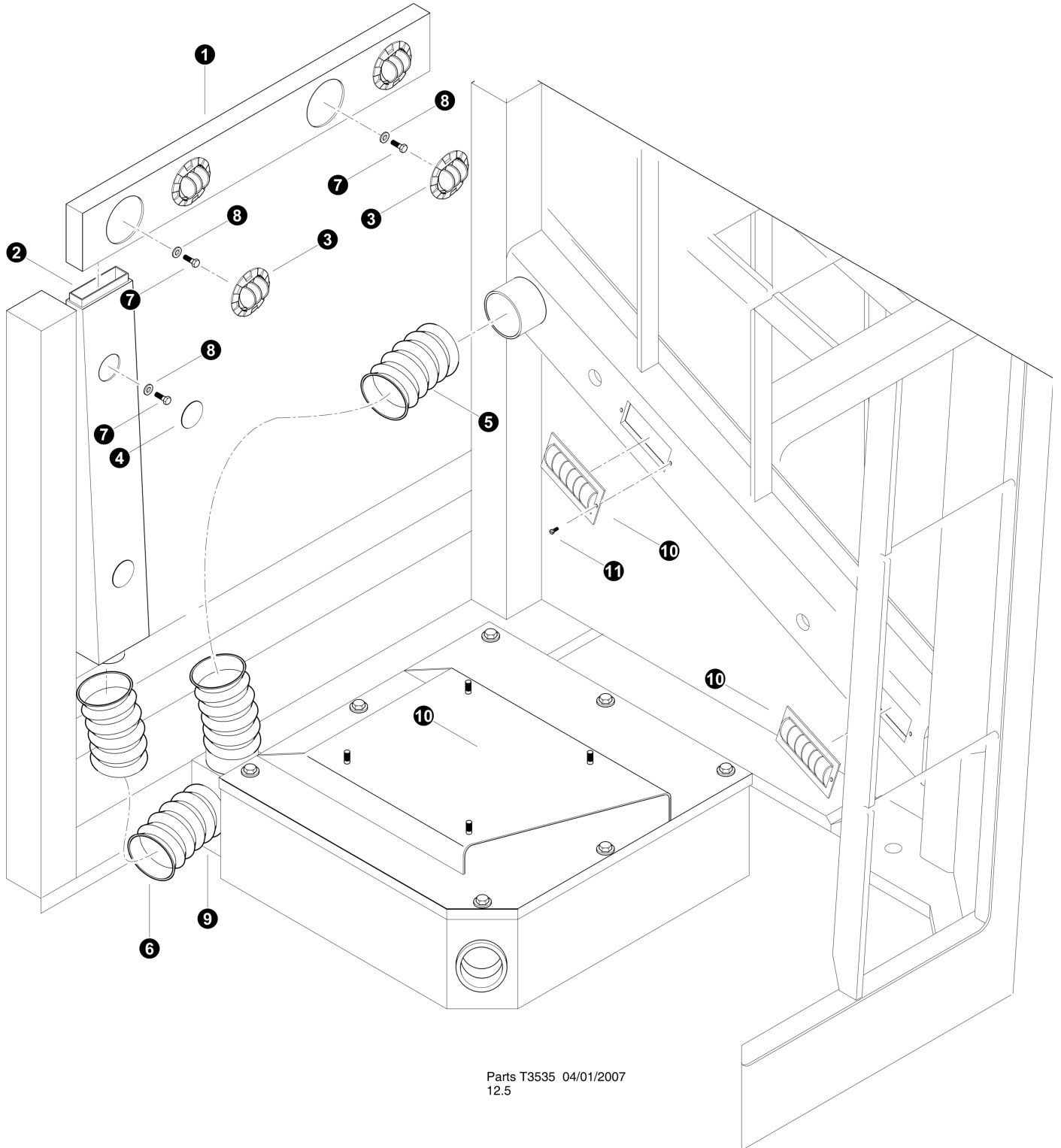
Parts T3152 06/13/2005
9.375

AIR CONDITIONER / HEATER UNIT

(Installation)
(machines - 0098 thru. 0114, 0116, 0117, & 0120)

REF	PART #	QTY	DESCRIPTION	SEE SECTION
1	REF.	1	 AIR CONDITIONER / HEATER UNIT.....	OC-4
2	REF.	1	 OPERATOR'S CAB ASSEMBLY	OC-1
3	22666-OC	4	WASHER, SAE FLAT - .5" Thick	
4	10815-OC	4	NUT, LOCK - .5"	

Kit or Assembly includes all items Underneath



Parts T3535 04/01/2007
12.5

AIR CONDITONER / HEATER DUCT INSTALLATION**(used on machines built on 05/13/08 or before)**

REF	PART #	QTY		DESCRIPTION	SEE SECTION
-	52731-OC	1	☐	DUCT ASSY. - CAB (CURRENT)	
1	-OC	1		DUCT, HEATER/AC TUBE HORZ. TUBE	
2	-OC	1		DUCT, HEATER/AC VERTICAL TUBE	
3	-OC	4		VENT, LOUVER (COYOTE INT'L / 26-2003)	
4	52499-OC	2		PLUG, HEATER A/C TUBING	
5	-OC	AR	✂	HOSE, flexible - 3"	
6	-OC	AR	✂	HOSE, flexible - 3"	
7	23264-OC	4		BOLT - .25" X .5"	
8	10800-OC	4		WASHER, FLAT - .25"	
9	52509-OC	1		BOX, AIR PLENUM HEATER/AC - 3"X3" OUTLET	
10	51640-OC	4		VENT, LOUVER - CAB HEAT (TF830)	
11	-OC	8		SCREW, self-tapping - #6 x 1/2" (84933)	



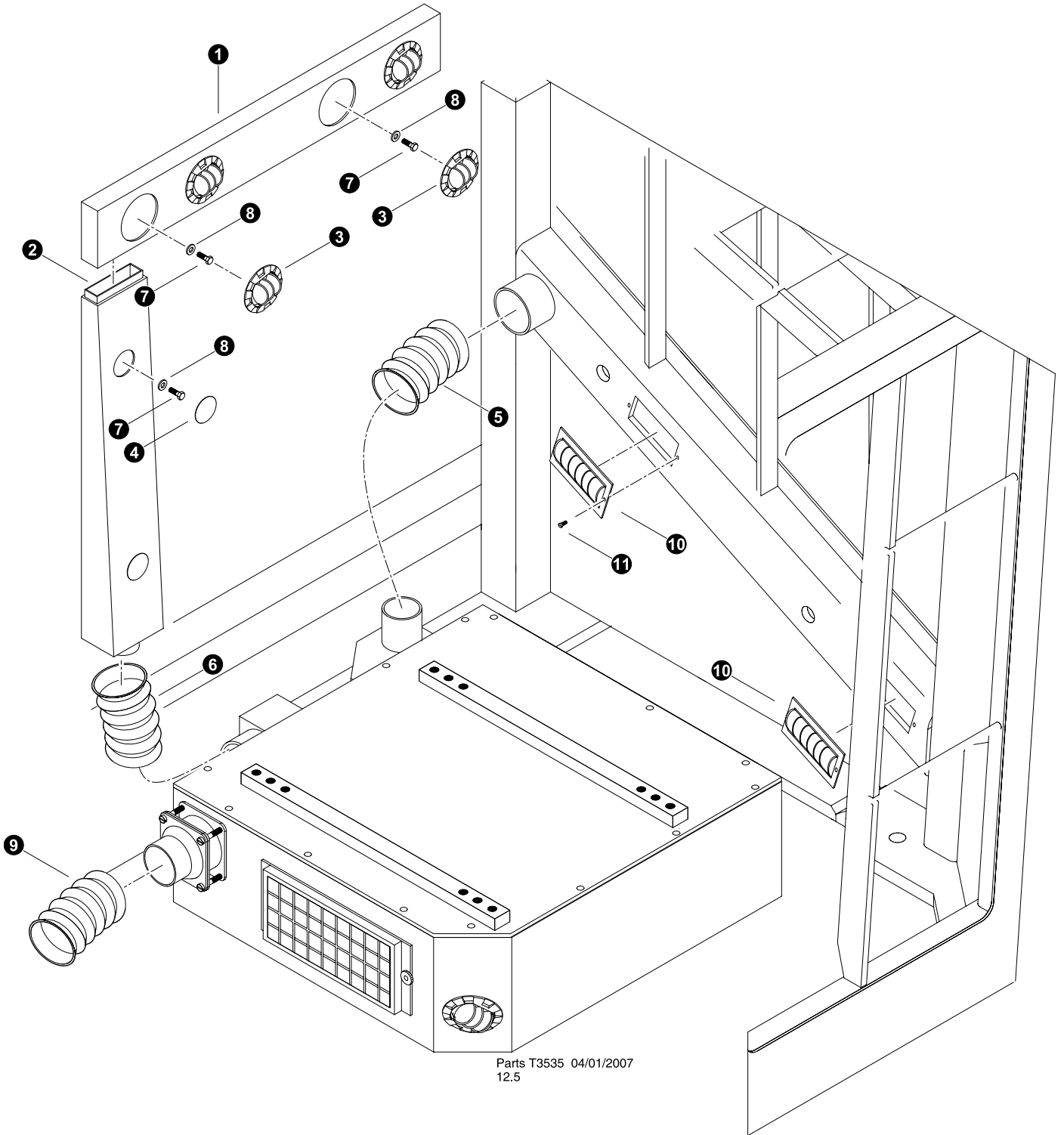
Built material - order length required in feet or meters.



Kit or Assembly - includes all items indented underneath.



See referenced page for component or assembly breakdown.



Parts T3535 04/01/2007
12.5

AIR CONDITONER / HEATER DUCT INSTALLATION

(used on machines built after 05/13/08 and before 07/01/09)

REF	PART #	QTY		DESCRIPTION	SEE SECTION
-	52731-OC	1	☐	DUCT ASSY. - CAB (CURRENT)	
1	-OC	1		DUCT, HEATER/AC TUBE HORZ. TUBE	
2	-OC	1		DUCT, HEATER/AC VERTICAL TUBE	
3	-OC	4		VENT, LOUVER (COYOTE INT'L / 26-2003)	
4	52499-OC	2		PLUG, HEATER A/C TUBING	
5	-OC	AR	✂	HOSE, flexible - 2.5" (78R0250SB)	
6	-OC	AR	✂	HOSE, flexible - 3" (78R0300SB)	
7	23264-OC	4		BOLT - .25" X .5"	
8	10800-OC	4		WASHER, FLAT - .25"	
9	-OC	AR	✂	HOSE, flexible - 3" (78R0300SB)	
10	51640-OC	4		VENT, LOUVER - CAB HEAT (TF830)	
11	-OC	8		SCREW, self-tapping - #6 x 1/2" (84933)	



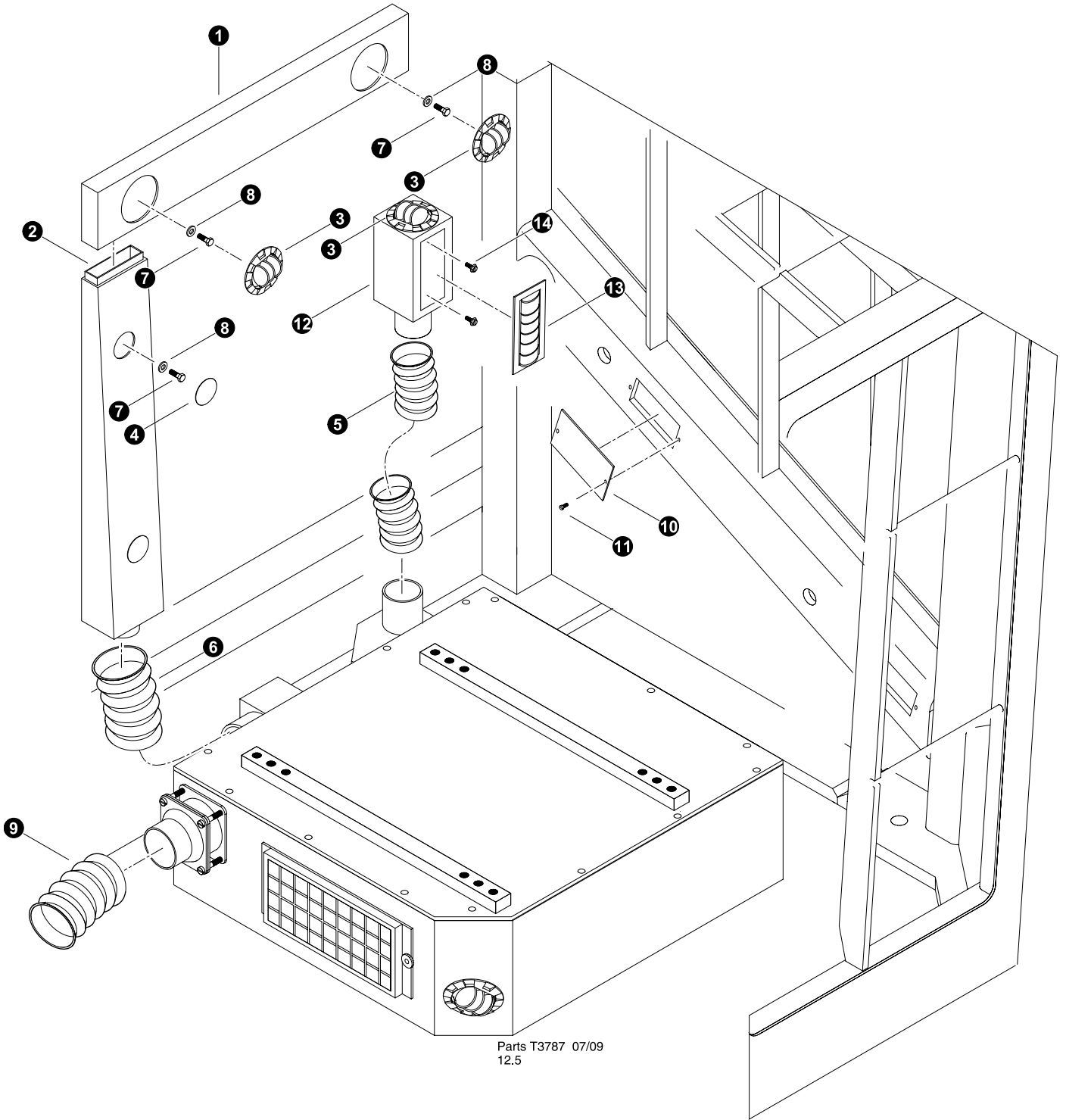
Built material - order length required in feet or meters.



Kit or Assembly - includes all items indented underneath.



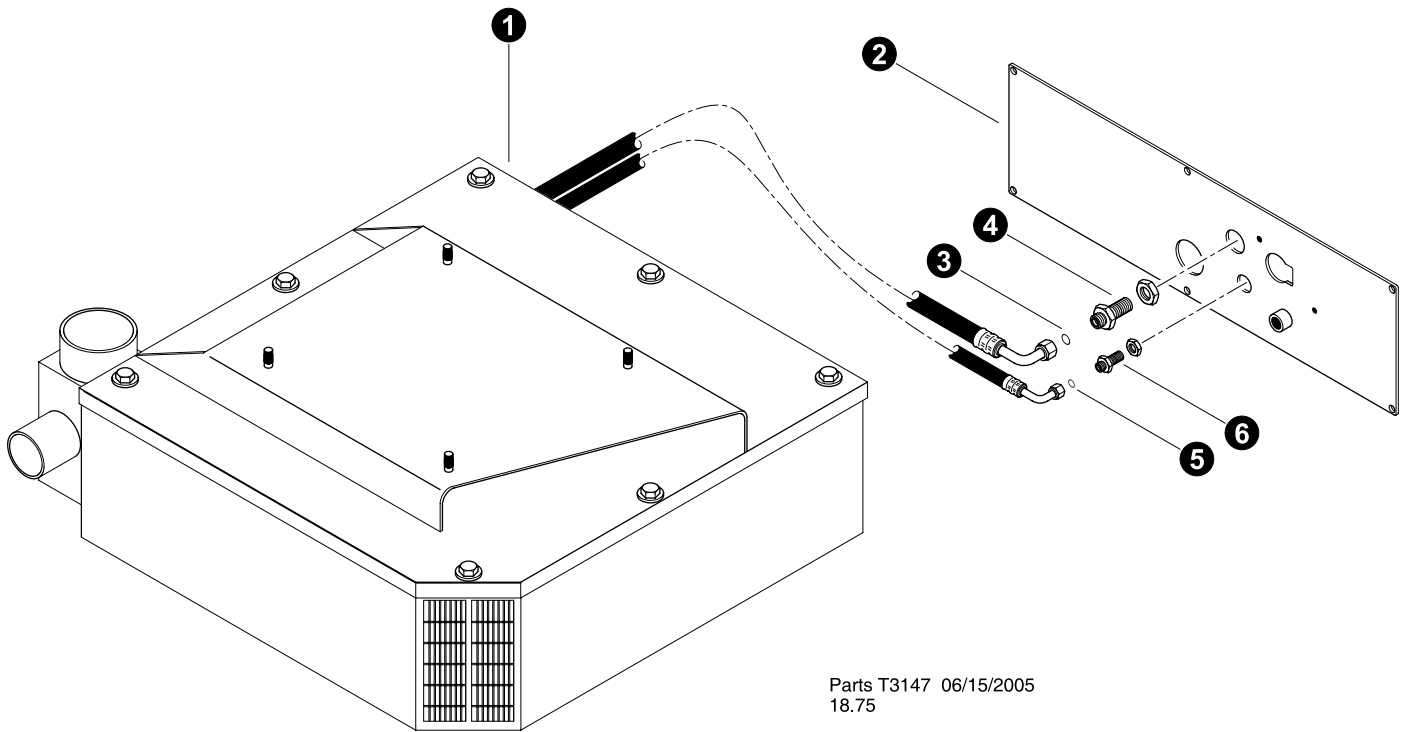
See referenced page for component or assembly breakdown.



AIR CONDITONER / HEATER DUCT INSTALLATION**(used on machines built after 07/01/09)**


REF	PART #	QTY		DESCRIPTION	SEE SECTION
-	52731-OC	1	☐	DUCT ASSY. - CAB (CURRENT)	
1	-OC	1		DUCT, HEATER/AC TUBE HORZ. TUBE	
2	-OC	1		DUCT, HEATER/AC VERTICAL TUBE	
3	-OC	4		VENT, LOUVER (COYOTE INT'L / 26-2003)	
4	52499-OC	2		PLUG, HEATER A/C TUBING	
5	-OC	AR	✂	HOSE, flexible - 2.5" (78R0250SB)	
6	-OC	AR	✂	HOSE, flexible - 3" (78R0300SB)	
7	23264-OC	4		BOLT - .25" X .5"	
8	10800-OC	4		WASHER, FLAT - .25"	
9	-OC	AR	✂	HOSE, flexible - 3" (78R0300SB)	
10	-OC	2		PLATE, vent cover	
11	-OC	8		SCREW, self-tapping - #6 x 1/2" (84933)	
12	72r3600-OC	1	☐	BOX, A/C Heater Vent (72r3600)	
13	-OC	1		VENT, LOUVER - CAB	
14	17255-OC	2		SCREW, SELF TAPPING - #10-24 X .75"	

- ✂ Built material - order length required in feet or meters.
☐ Kit or Assembly - includes all items indented underneath.
📖 See referenced page for component or assembly breakdown.

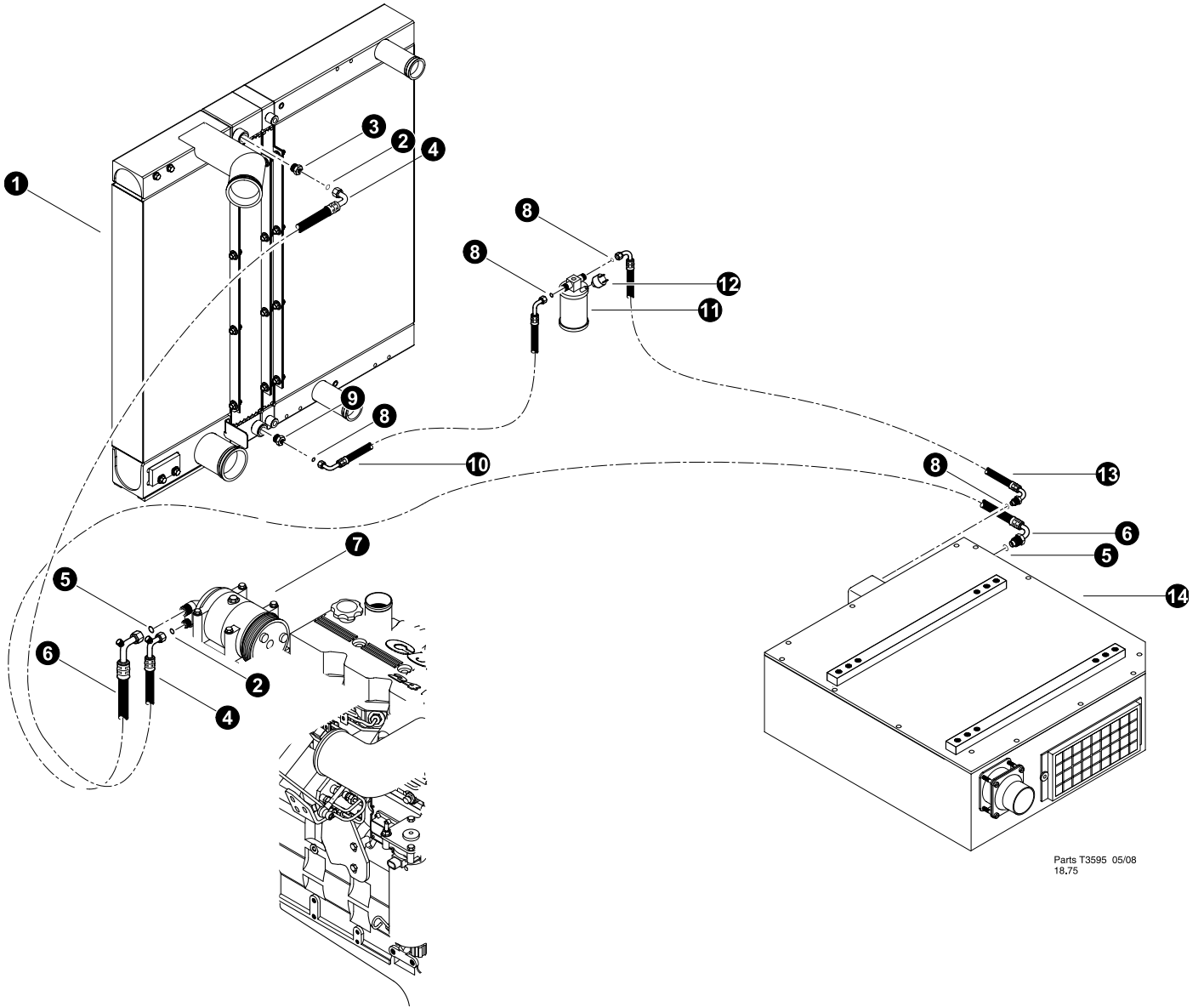


Parts T3147 06/15/2005
18.75

AIR CONDITIONER LINES
(Cab Interior)
(used on machines built on 05/13/08 or before)

REF	PART #	QTY	DESCRIPTION	SEE SECTION
1	REF.	1	 AIR CONDITIONER / HEATER UNIT.....	OC-4
2	51949-OC	1	BULKHEAD PLATE, CAB SIDE	
3		1	O-RING #10 (405864)	
4	50944-OC	1	CONNECTOR, straight bulkhead - #10	
5		1	O-RING #06 (405862)	
6	50943-OC	1	CONNECTOR, straight bulkhead - #6	

See referenced page for component or assembly breakdown.

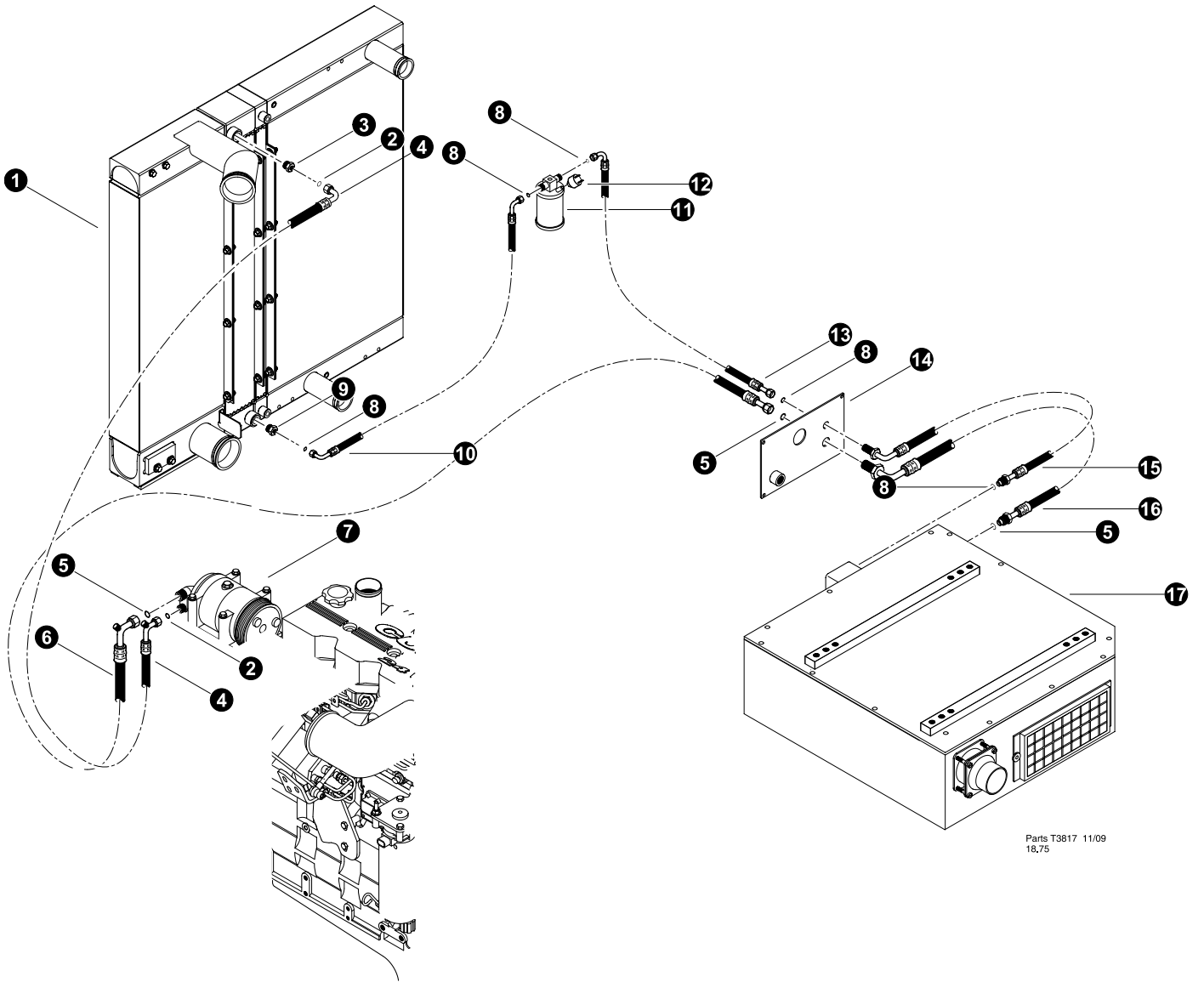


Parts T3595 05/08
18.75

AIR CONDITIONER LINES
(Cab Interior and Exterior)
(used on machines built 05/13/08 to 10/21/09)

REF	PART #	QTY	DESCRIPTION	SEE SECTION
1	REF	1	RADIATOR / AC / OIL COOLER ASSEMBLY.....	UP-3
2	-UP	1	O-RING #08 (405863)	
3	-OC	1	Fitting 7/8" -14 X #8 ORB (BT0-770)	
4	-OC	1	HOSE, air conditioner - #8 x 41" (Female 90°/Female 90°) (TP-100) (Compressor to Condensor tubing inlet)	
5		2	O-RING #10 (405864)	
6	-OC	1	HOSE, air conditioner - #12 x 118" (Female 90°/Female 90°) (TP-101 B) (Compressor to Cab Bulkhead)	
7	REF	1	CUMMINS QSC ENGINE ASSEMBLY.....	EE-1
8		5	O-RING #06 (405862)	
9	-OC	1	Fitting 7/8" -14 X #8 ORB (BT0-770)	
10	-OC	1	HOSE, air conditioner - #6 x 24" (Female 90°/Female 90°) (TP-102) (Condensor tubing outlet to Drier inlet)	
11	50937-OC	1	DRIER, A/C	
12	50951-OC	1	SWITCH, binary	
13	-OC	1	HOSE, air conditioner - #6 x 76" (Female 90°/Female 90°R) (TP-103B) (Drier outlet to Cab Bulkhead)	
14	REF	1	AC / HEATER ASSEMBLY.....	OC-3

See referenced page for component or assembly breakdown.

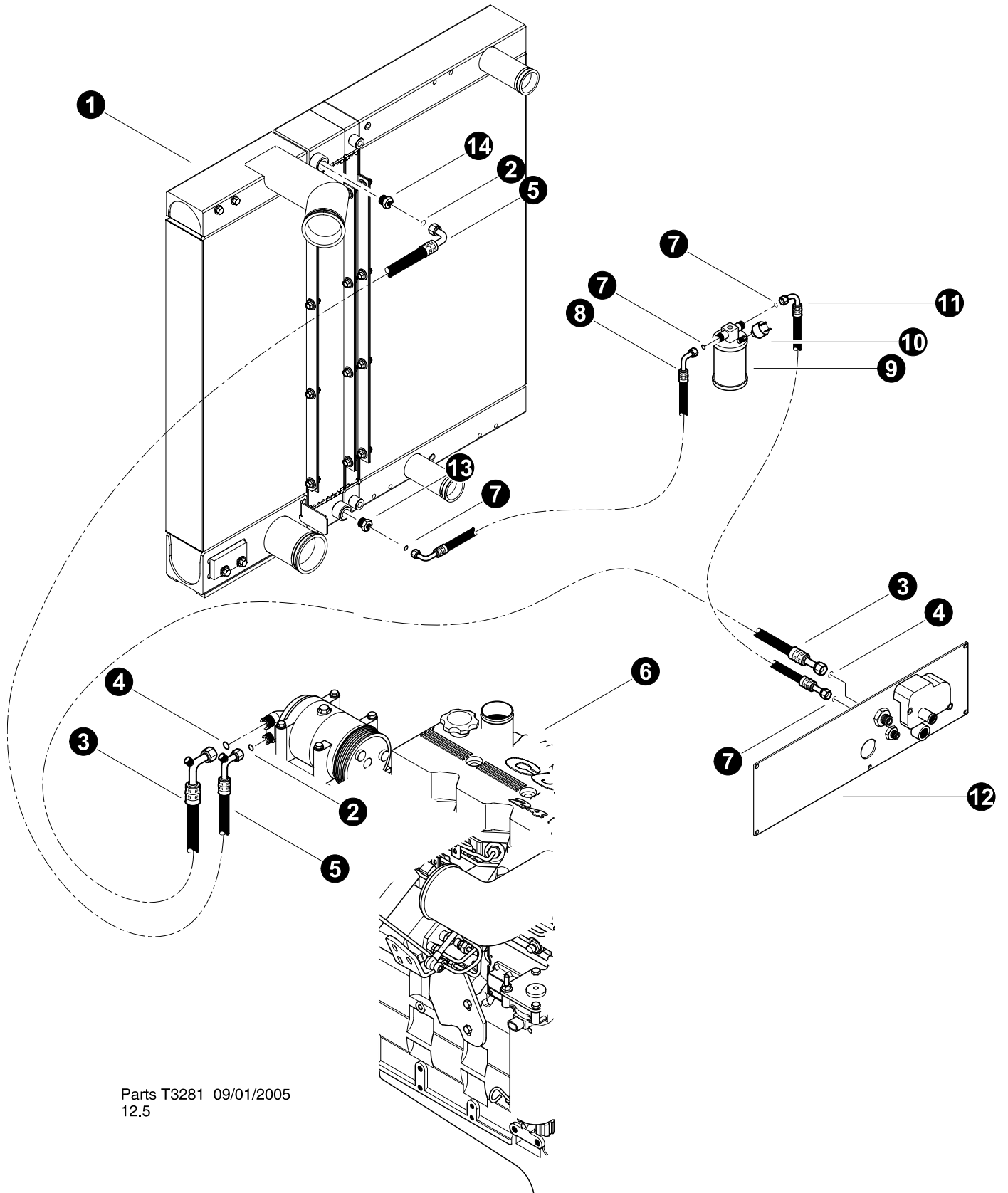


Parts T3817 11/09
18,75

AIR CONDITIONER LINES
(Cab Interior and Exterior)
(used on machines built after 10/21/09)

REF	PART #	QTY	DESCRIPTION	SEE SECTION
1	REF	1	RADIATOR / AC / OIL COOLER ASSEMBLY.....	UP-3
2	-UP	1	O-RING #08 (405863)	
3	-OC	1	Fitting 7/8" -14 X #8 ORB (BT0-770)	
4	-OC	1	HOSE, air conditioner - #8 x 41 " (Female 90°/Female 90°) (TP-100) (Compressor to Condensor tubing inlet)	
5		2	O-RING #10 (405864)	
6	-OC	1	HOSE, air conditioner - #12 x 113" (Female 90°/Female 90°) (BH-167) (Compressor to Cab Bulkhead)	
7	REF	1	CUMMINS QSC ENGINE ASSEMBLY.....	EE-1
8		5	O-RING #06 (405862)	
9	-OC	1	Fitting 7/8" -14 X #8 ORB (BT0-770)	
10	-OC	1	HOSE, air conditioner - #6 x 24" (Female 90°/Female 90°) (TP-102) (Condensor tubing outlet to Drier inlet)	
11	50937-OC	1	DRIER, A/C	
12	50951-OC	1	SWITCH, binary	
13	-OC	1	HOSE, air conditioner - #6 x 87" (Female 90°/Female 90°R) (BH-168) (Drier outlet to Cab Bulkhead)	
14	53961-OC	1	BULKHEAD PLATE, CAB SIDE - CURRENT	
15	-OC	1	HOSE, air conditioner - #6 x 15.5" (Bulkhead 90° to male STR) (BH-166) (EXPANSION Valve to Cab Bulkhead)	
16	-OC	1	HOSE, air conditioner - #12 x 14.5" (Bulkhead 90° to male STR) (BH-165) (EXPANSION Valve to Cab Bulkhead)	
17	REF	1	AC / HEATER ASSEMBLY.....	OC-4-1


See referenced page for component or assembly breakdown.



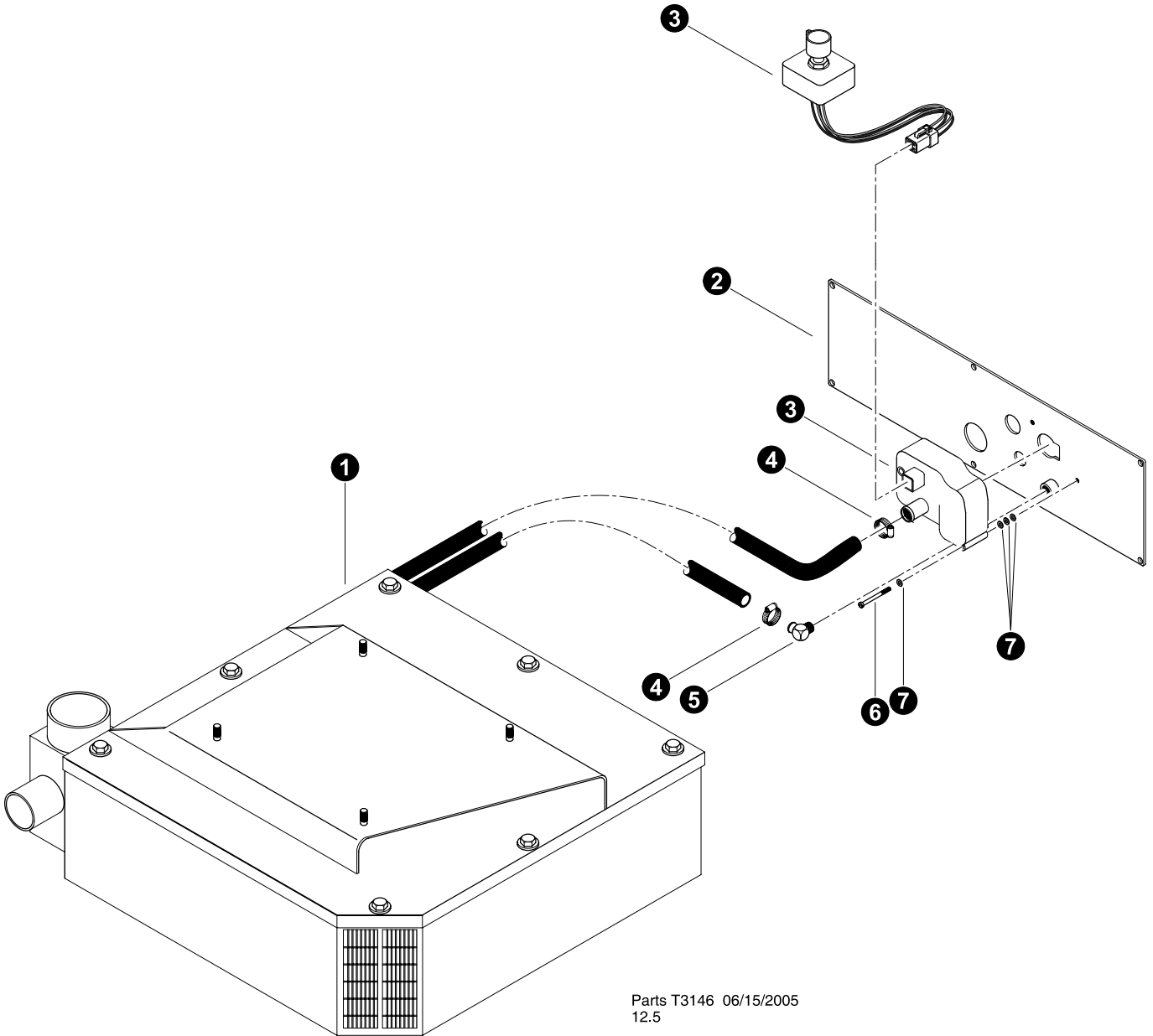
Parts T3281 09/01/2005
12.5

AIR CONDITIONER LINES (Cab Exterior)

(used on machines built on 05/13/08 or before)


REF	PART #	QTY	DESCRIPTION	SEE SECTION
1	REF	1	RADIATOR / AC / OIL COOLER ASSEMBLY.....	UP-3
2	-OC	3	O-RING #08 (405863)	
3	-OC	1	HOSE, air conditioner - #12 x 114" (Female 90°/Female STR) (TP-101) (Compressor to Cab Bulkhead)	
4		2	O-RING #10 (405864)	
5	-OC	1	HOSE, air conditioner - #8 x 41 " (Female 90°/Female 90°) (TP-100) (Compressor to Condensor tubing inlet)	
6	REF	1	CUMMINS QSC ENGINE ASSEMBLY.....	EE-1
7		5	O-RING #06 (405862)	
8	-OC	1	HOSE, air conditioner - #6 x 24" (Female 90°/Female 90°) (TP-102) (Condensor tubing outlet to Drier inlet)	
9	50937-OC	1	DRIER, A/C - (EAGLE 24V SYSTEM)	
10	50951-OC	1	SWITCH, binary (Eagle unit)	
11	-OC	1	HOSE, air conditioner - #6 x 68" (Female 90°/Female STR) (TP-103) (Drier outlet to Cab Bulkhead)	
12	REF.	1	 BULKHEAD PLATE ASSEMBLY	OC-4
13	-OC	1	Fitting 7/8" -14 X #8 ORB (BT0-770)	
14	-OC	1	Fitting 7/8" -14 X #8 ORB (BT0-770)	



 See referenced page for component or assembly breakdown.

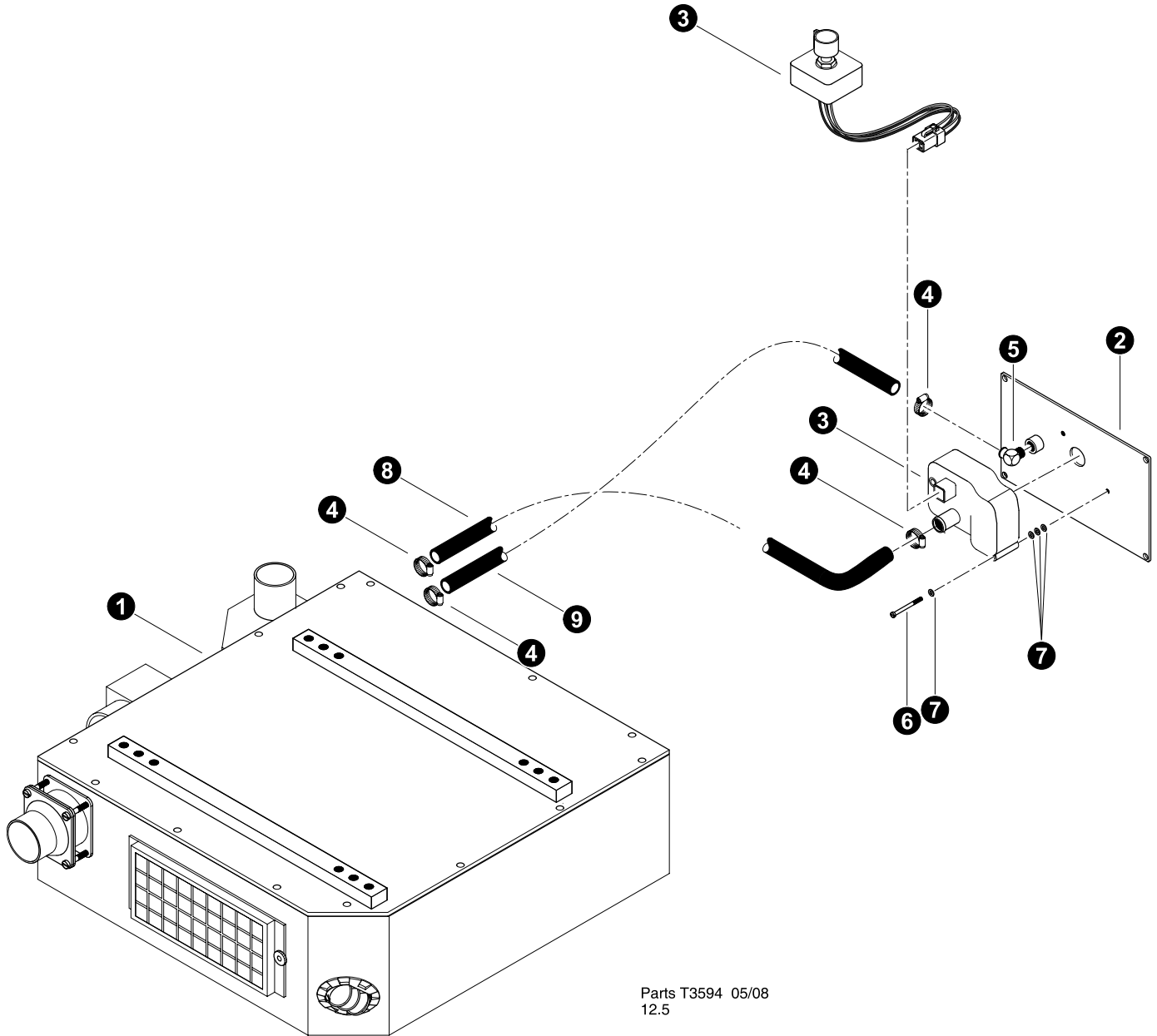


Parts T3146 06/15/2005
12.5

HEATER LINES
(Cab Interior)
(used on machines built on 05/13/08 or before)




REF	PART #	QTY	DESCRIPTION	SEE SECTION
1	REF.	1	 AIR CONDITIONER / HEATER UNIT.....	OC-4
2	51949-OC	1	BULKHEAD PLATE, CAB SIDE	
3	50936-OC	1	VALVE, WATER - KIT (24v Eagle with Electronic Thermostat control)	
4	10759-OC	2	CLAMP, hose - worm style - 7/8"	
5	52081-OC	1	ELBOW, 90 BRASS - NIPPLE #6 npt x 5/8	
6	16127-OC	2	SCREW, MACHINE - #10-24 X 1.25"	
7	10800-OC	8	WASHER, FLAT - .25"	



 Bulk material - order length required in feet or meters.
 See referenced page for component or assembly breakdown.

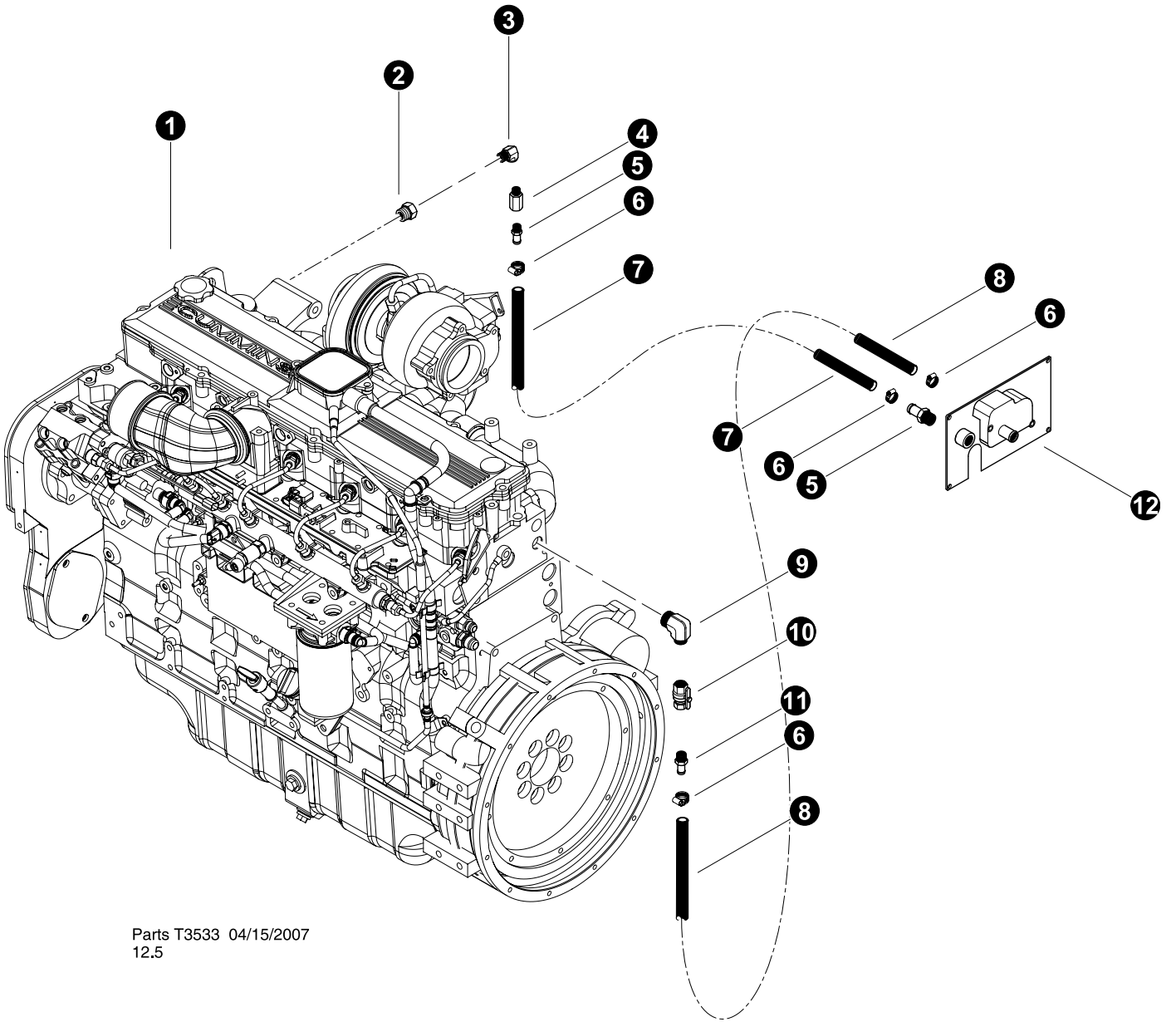


Parts T3594 05/08
12.5

HEATER LINES
(Cab Interior)
(used on machines built after 05/13/08)

REF	PART #	QTY		DESCRIPTION	SEE SECTION
1	REF.	1		AIR CONDITIONER / HEATER UNIT.....	OC-4
2	52957-OC	1		BULKHEAD PLATE, CAB SIDE	
3	50936-OC	1		VALVE, WATER - KIT (24v Eagle with Electronic Thermostat control)	
4	10759-OC	2		CLAMP, hose - worm style - 7/8"	
5	52081-OC	1		ELBOW, 90 BRASS - NIPPLE #6 npt x 5/8	
6	16127-OC	2		SCREW, MACHINE - #10-24 X 1.25"	
7	10800-OC	8		WASHER, FLAT - .25"	
8	16717-OC	1		HOSE, heater - 5/8" (<i>Bulkhead to Heater Coil</i>)	
9	16717-OC	1		HOSE, heater - 5/8" (<i>Bulkhead to Heater Coil</i>)	




 Bulk material - order length required in feet or meters.
 See referenced page for component or assembly breakdown.




Parts T3533 04/15/2007
12.5

HEATER LINES

(Cab Exterior - Cummins QSC Tier 3)

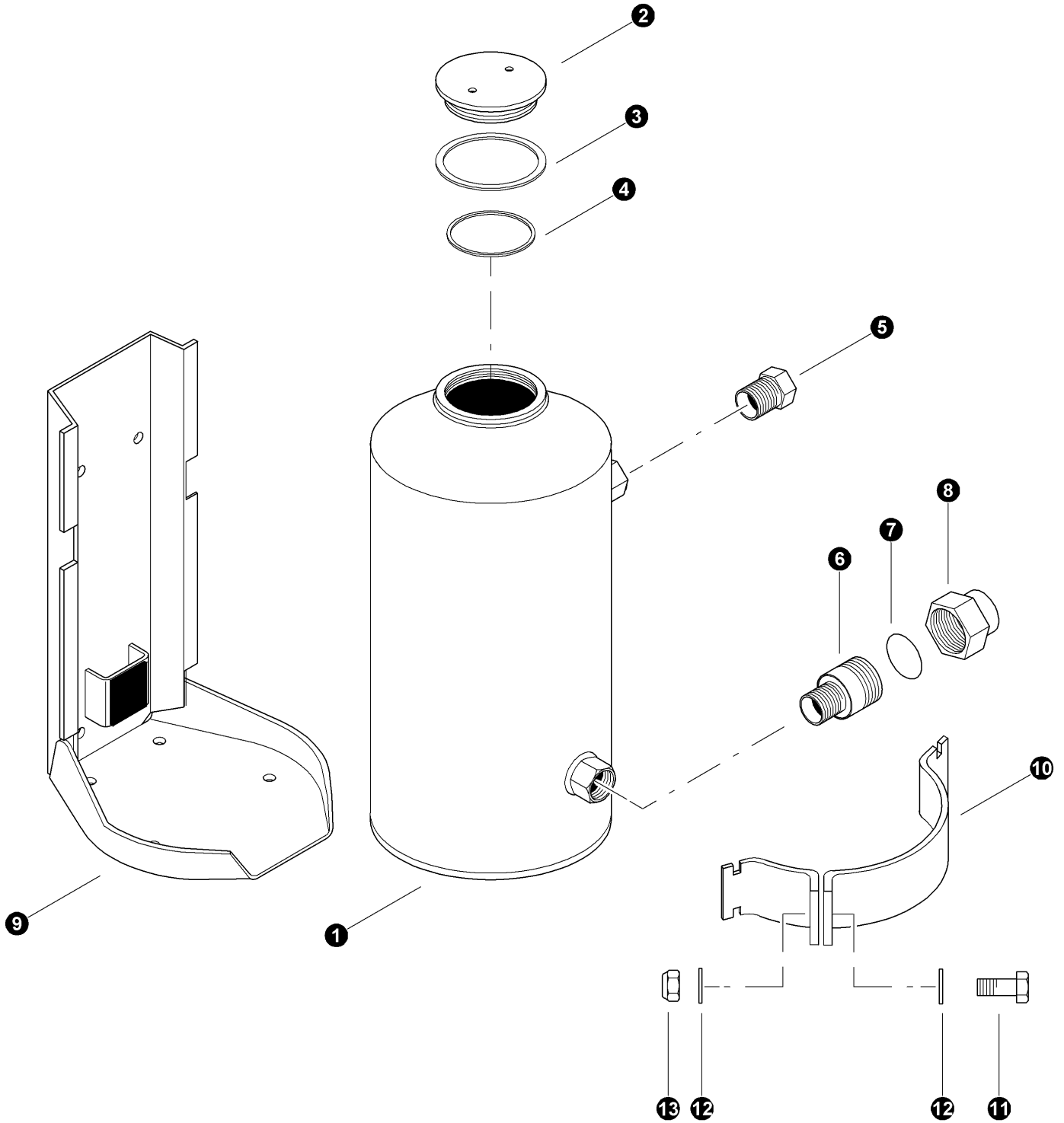
REF	PART #	QTY	DESCRIPTION	SEE SECTION
1	REF	1	CUMMINS QSC ENGINE ASSEMBLY	EE-1
2	15513-OC	2	BUSHING, REDUCER - 5406-12-8	
3	-OC	2	ELBOW, 1/2" X 3/8" CD-S	
4	15652-OC	2	VALVE, CHECK	
5	51502-OC	3	NIPPLE, KING - 3/8" NPT X 5/8" HOSE	
6	10759-OC	4	CLAMP, hose - worm style - 7/8"	
7	16717-OC	1	 HOSE, heater - 5/8" (<i>Bulkhead to engine</i>)	
8	16717-OC	1	 HOSE, heater - 5/8" (<i>Bulkhead to engine</i>)	
9	-OC	1	ELBOW, 3/4" X 1/2" CR-S	
10	51714-OC	1	VALVE, BALL - WATER SHUT OFF HEATER 1/2"	
11	-OC	1	NIPPLE, KING - 1/2" NPT X 5/8" HOSE	
12	REF.	1	 BULKHEAD PLATE ASSEMBLY	OC-4

 Bulk material - order length required in feet or meters.

 See referenced page for component or assembly breakdown.

Section OC-5

Operator's Cab - Optional Fire Suppression System

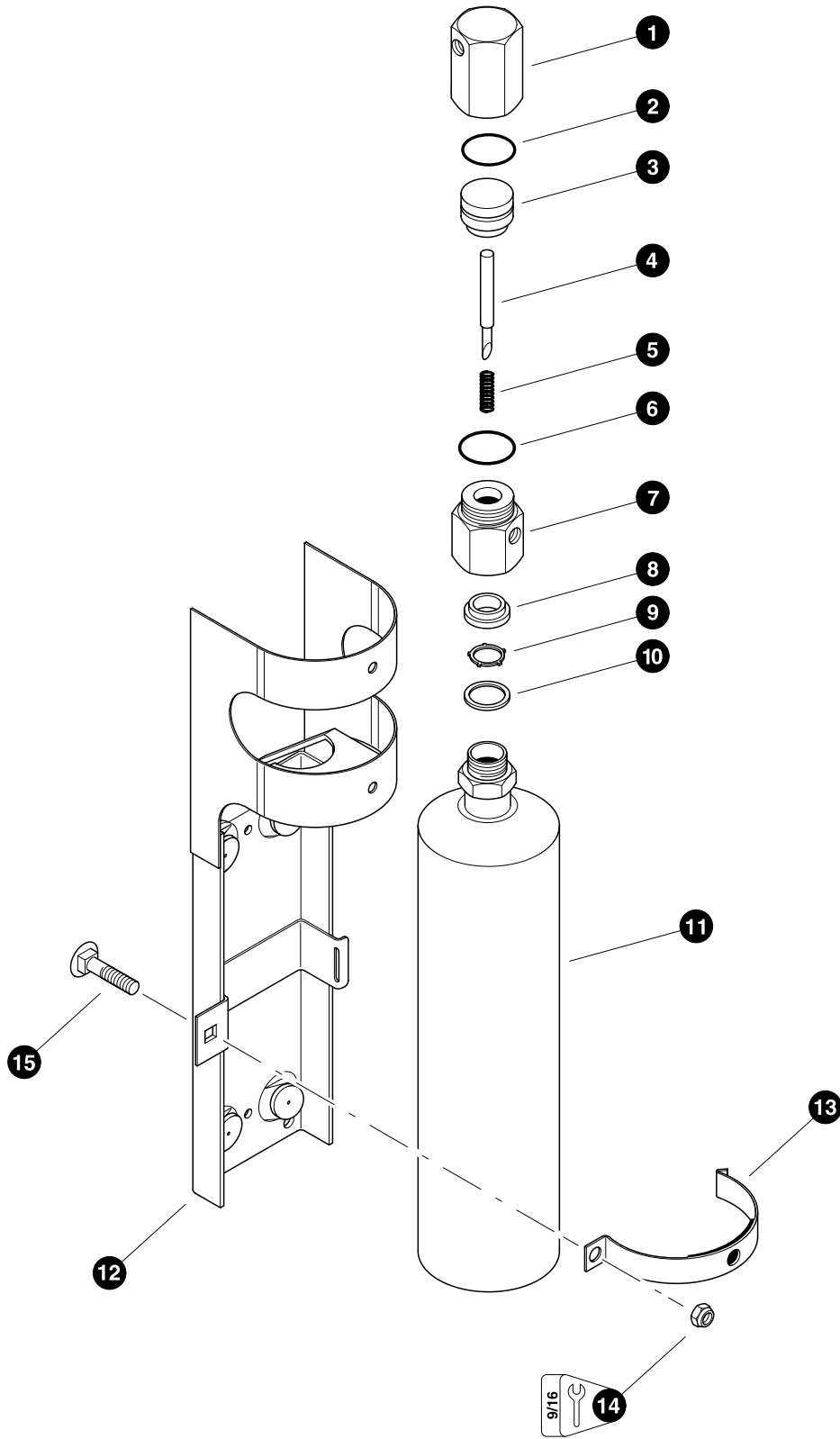


Parts T3376 04/04/2006
25.0

DRY CHEMICAL TANK (50 lbs systems)

REF	PART #	QTY		DESCRIPTION	SEE SECTION
--	52239-OC	1	<input type="checkbox"/>	FIRE PROTECTION SYSTEM - ANSUL (50 lbs)	
1	-OC	1		DRY CHEMICAL TANK ASSEMBLY (A12107)	
-	21235-OC	1	<input type="checkbox"/>	FILL CAP ASSEMBLY	
2	NSS	1		CAP, fill	
3	21233-OC	1		GASKET	
4	21234-OC	1		RING, quad	
5	24290-OC	1		BUSHING, REDUCER - 5406-12-4	
-	21237-OC	1	<input type="checkbox"/>	BURSTING DISC UNION	
6	21238-OC	1		ADAPTER	
7	21239-OC	1		DISC, bursting	
8	21240-OC	1		RING, union tail piece	
-	21241-OC	1	<input type="checkbox"/>	DRY CHEMICAL TANK BRACKET	
9	NSS	1		BRACKET, dry chemical tank	
10	-OC	1		CLAMP. band	
11	10731-OC	2		BOLT - .375" X 1.5"	
12	15528-OC	4		WASHER, SAE flat - 3/8"	
13	15507-OC	2		NUT, nylock - 3/8"	

Kit or Assembly - includes all items indented underneath.

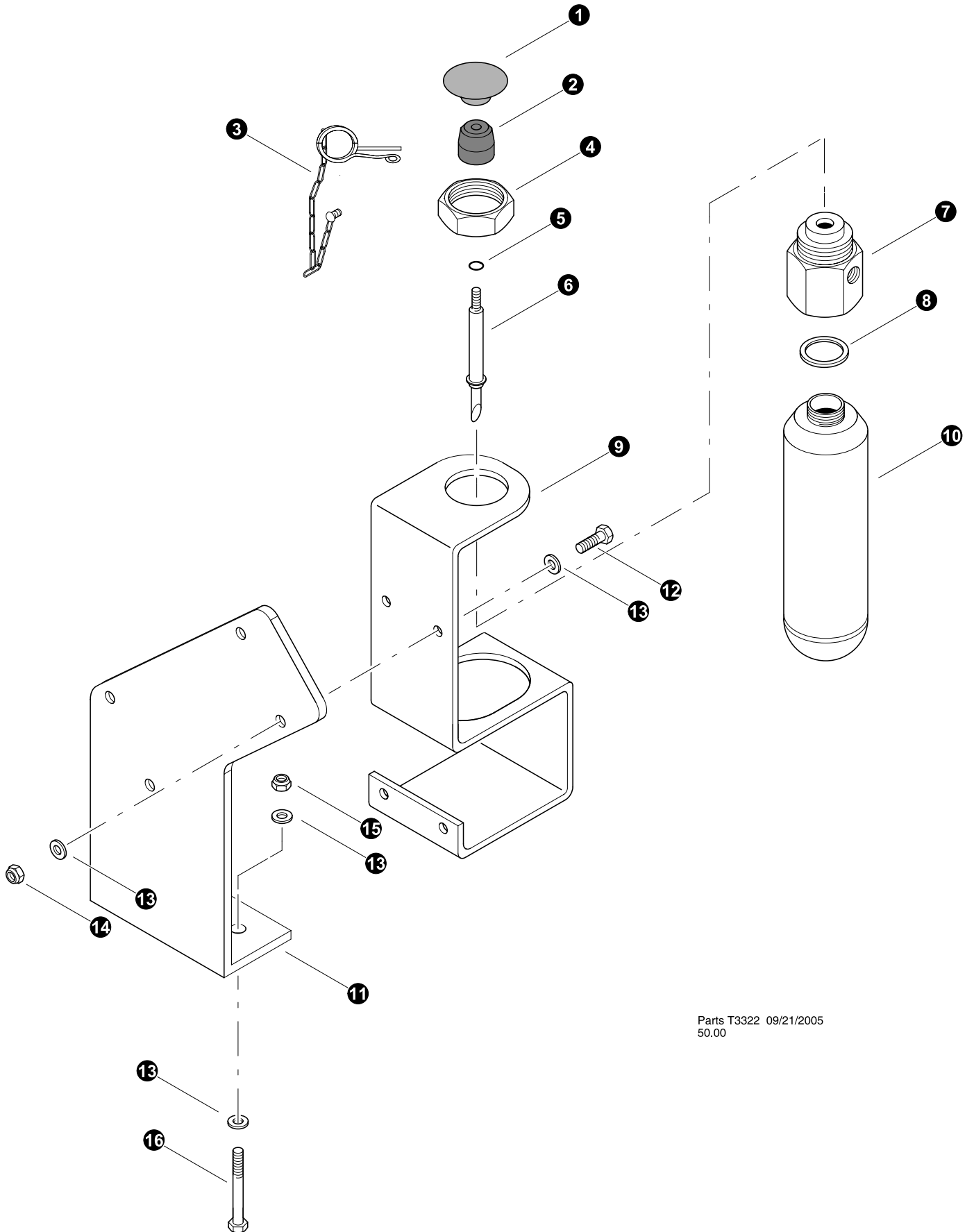


Parts 00596 10/17/2000
37.50

NITROGEN CYLINDER

REF	PART #	QTY	DESCRIPTION	SEE SECTION
--	24616-OC	1	<input type="checkbox"/> FIRE PROTECTION SYSTEM - ANSUL (SC-N)	
--	21248-OC	1	<input type="checkbox"/> PNEUMATIC ACTUATOR ASSEMBLY	
1	21249-OC	1	BODY, actuator - upper	
2	21250-OC	1	O-RING, slave piston	
3	21251-OC	1	PISTON, pneumatic slave	
4	21252-OC	1	PIN, puncture	
5	21253-OC	1	SPRING	
6	21254-OC	1	O-RING, actuator body	
7	21255-OC	1	BODY, actuator - lower	
8	21256-OC	1	WASHER	
9	21257-OC	1	RING, retaining	
10	21258-OC	1	GASKET	
11	21276-OC	1	CARTRIDGE, nitrogen <i>(Includes shipping cap)</i>	
--	21260-OC	1	<input type="checkbox"/> BRACKET ASSEMBLY, nitrogen tank	
12	NSS	1	BRACKET, nitrogen cylinder	
13	21261-OC	1	ARM, clamp	
	21262-OC	1	PAD, clamp arm	
14	15507-OC	1	NUT, nylock - 3/8"	
15	21263-OC	1	BOLT, carriage - 3/8" x 1"	

Kit or Assembly - includes all items indented underneath.

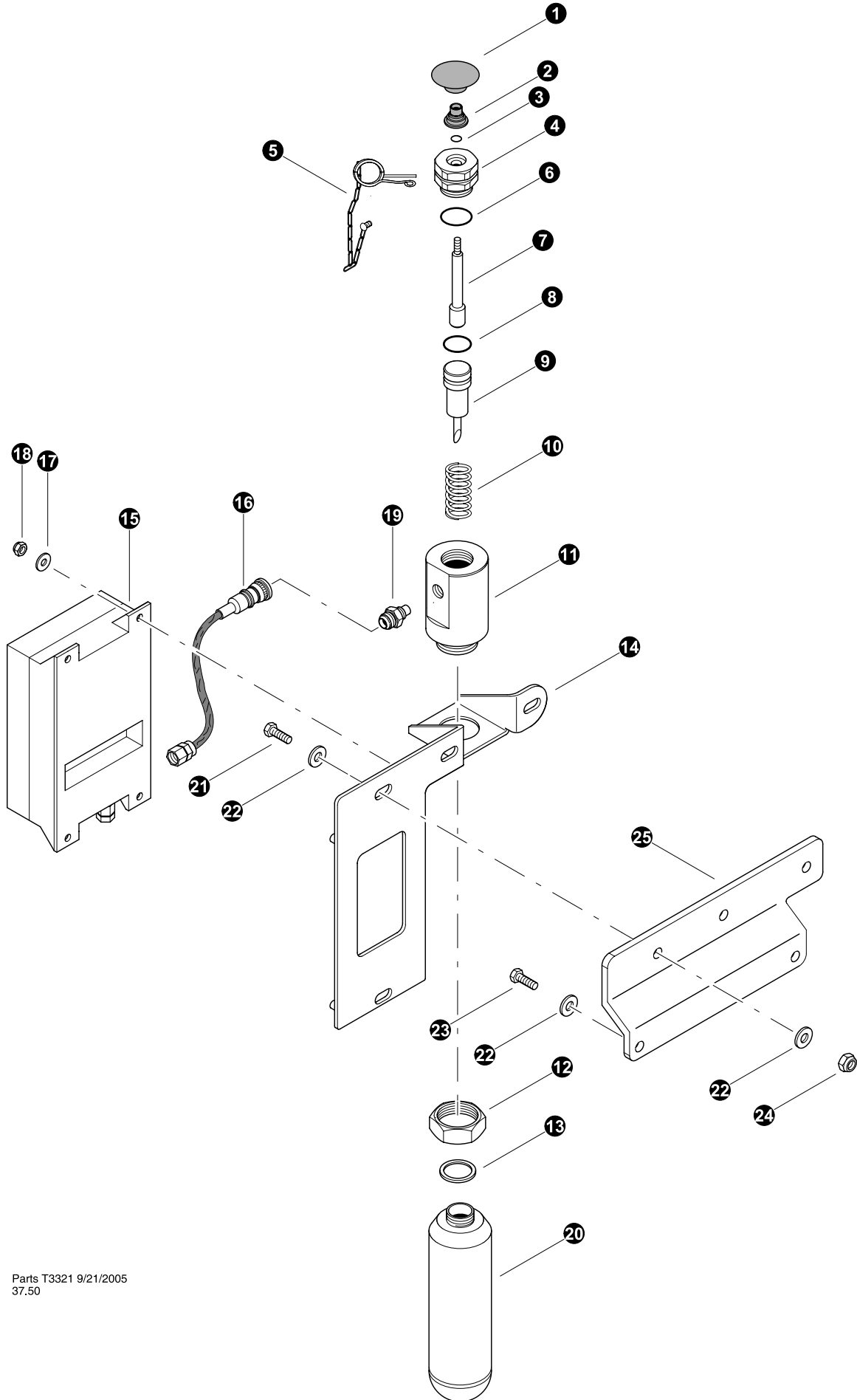


Parts T3322 09/21/2005
50.00

MANUAL ACTUATOR (Exterior Mount)

REF	PART #	QTY	DESCRIPTION	SEE SECTION
--	24616-OC	1	<input type="checkbox"/> FIRE PROTECTION SYSTEM - ANSUL (SC-N)	
--	21264-OC	1	<input type="checkbox"/> MANUAL ACTUATOR ASSEMBLY	
1	21265-OC	1	KNOB	
2	21266-OC	1	BOOT	
3	21272-OC	1	PIN, safety ring	
	21273-OC	1	CHAIN	
	21274-OC	1	SCREW, drive	
	21275-OC	1	WIRE, lead seal (<i>Not shown</i>)	
4	21267-OC	1	NUT, jam	
5	21270-OC	1	O-RING, puncture pin	
6	21271-OC	1	PIN, puncture	
7	21269-OC	1	BODY, actuator	
8	21258-OC	1	GASKET	
9	21268-OC	1	BRACKET, manual actuator	
10	21259-OC	1	CARTRIDGE, manual actuator (<i>Includes shipping cap</i>)	
11	51937-OC	1	BRACKET, FIRE SUPPRESSION MANUAL ACTUATOR	
12	15576-OC	2	BOLT - .25" X 1"	
13	10757-OC	6	WASHER, SAE FLAT - .25"	
14	15509-OC	2	NUT, NYLOCK - .25"	
15	15509-OC	2	NUT, NYLOCK - .25"	
16	15568-OC	2	BOLT - .25" X 2"	

Kit or Assembly - includes all items indented underneath.

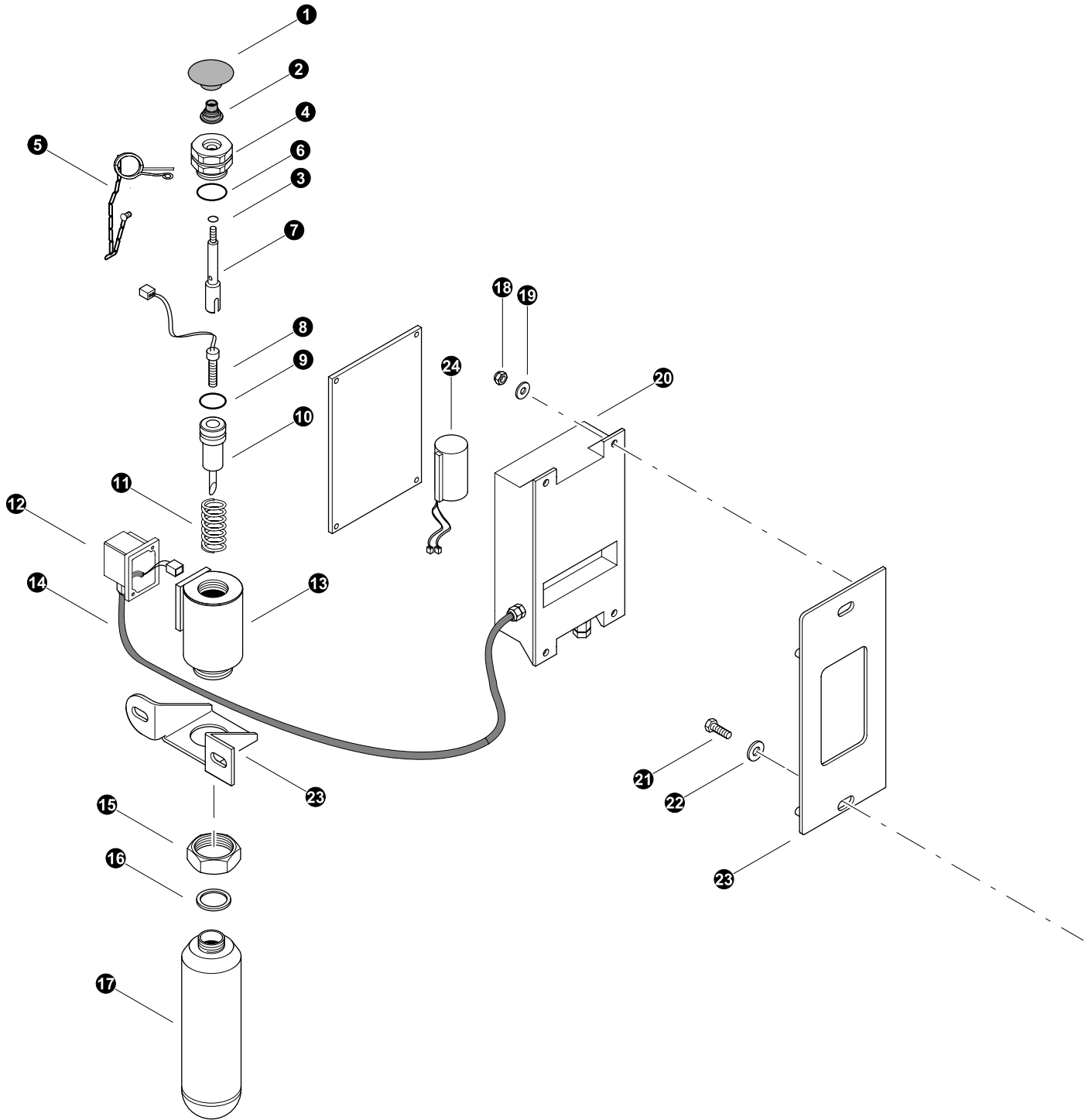


Parts T3321 9/21/2005
37.50

AUTO / MANUAL ACTUATOR
(Interior Mount)
(machines built before 09-24-09)

REF	PART #	QTY	DESCRIPTION	SEE SECTION
--	52239-OC	1	<input type="checkbox"/> FIRE PROTECTION SYSTEM - ANSUL (SC-N)	
--	21294-OC	1	<input type="checkbox"/> AUTO / MANUAL ACTUATOR ASSEMBLY	
1	21265-OC	1	KNOB	
2	21277-OC	1	BOOT	
3	21279-OC	1	O-RING, stem	
4	21278-OC	1	ADAPTER, boot	
5	21272-OC	1	PIN, safety ring	
	21273-OC	1	CHAIN	
	21274-OC	1	SCREW, drive	
	21275-OC	1	WIRE, lead seal (<i>Not shown</i>)	
6	21280-OC	1	O-RING, adapter boot	
7	21281-OC	1	STEM	
8	21282-OC	1	O-RING, puncture pin	
9	21283-OC	1	PIN, puncture	
10	21284-OC	1	SPRING	
11	21285-OC	1	BODY, adapter	
12	21286-OC	1	NUT, jam	
13	21258-OC	1	GASKET	
14	----	1	BRACKET, auto / manual actuator	
15	NSS	1	CONTROL BOX ASSEMBLY	
16	24626-OC	1	CABLE, signal	
17	10810-OC	4	WASHER, SAE flat - 1/4"	
18	15509-OC	4	BOLT, nylock - 1/4"	
19	16515-OC	1	SQUIB	
20	21288-OC	1	CARTRIDGE, manual actuator (<i>Includes shipping cap</i>)	
21	15576-OC	2	BOLT - .25" X 1"	
22	10757-OC	6	WASHER, SAE FLAT - .25"	
23	15604-OC	2	BOLT - .25" X .75"	
24	15509-OC	2	NUT, NYLOCK - .25"	
25	52012-OC	1	BRACKET, FIRE SUPP AUTO / MANUAL ACT.	

Kit or Assembly - includes all items indented underneath.

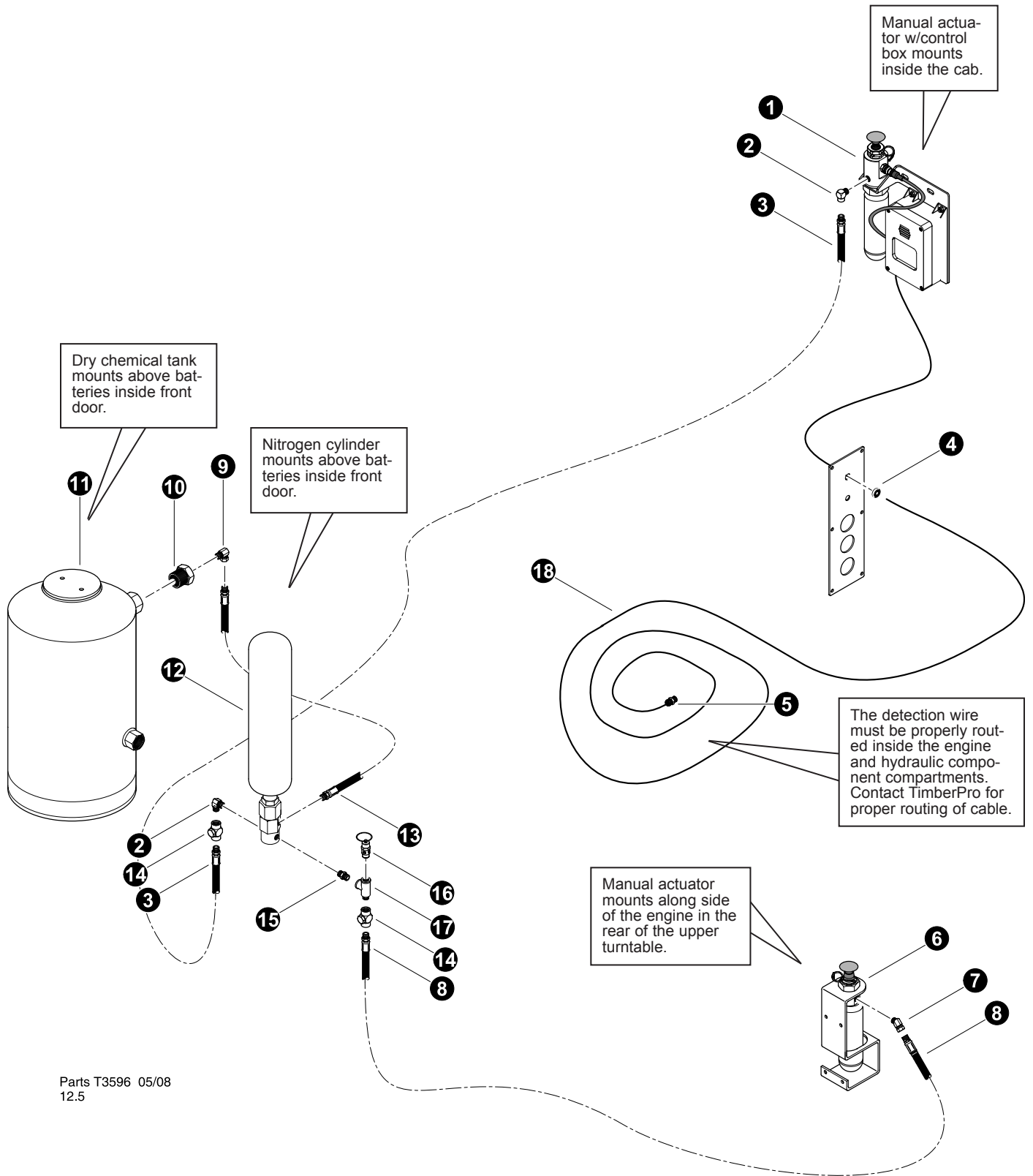


Parts T3808 09/09
37.50





AUTO / MANUAL ACTUATOR (PAD System)
(Interior Mount)
(machines built after 09-24-09)

REF	PART #	QTY	DESCRIPTION	SEE SECTION
--	52239-OC	1	<input type="checkbox"/> FIRE PROTECTION SYSTEM - ANSUL (SC-N)	
--	53957-OC	1	<input type="checkbox"/> AUTO / MANUAL ACTUATOR ASSEMBLY	
1	21265-OC	1	KNOB	
2	21277-OC	1	BOOT	
3	21279-OC	1	O-RING, stem	
4	-OC	1	ADAPTER, boot (21964)	
5	21272-OC	1	PIN, safety ring	
	21273-OC	1	CHAIN	
	21274-OC	1	SCREW, drive	
	21275-OC	1	WIRE, lead seal (<i>Not shown</i>)	
6	21280-OC	1	O-RING, adapter boot	
7	-OC	1	STEM (436876)	
8	53958-OC	1	ACTUATION DEVICE, (PAD)	
9	21282-OC	1	O-RING, puncture pin (3469)	
10	-OC	1	PIN, puncture (435474)	
11	-OC	1	SPRING (24421)	
12	-OC	1	COVER, Connector Housing	
13	21285-OC	1	BODY, adapter	
14	-OC	1	CABLE, (PAD) (436114)	
15	21286-OC	1	NUT, jam	
16	21258-OC	1	GASKET (181)	
17	21288-OC	1	CARTRIDGE, actuator (<i>Includes shipping cap</i>)	
18	15509-OC	4	NUT, NYLOCK - .25"	
19	10757-OC	4	WASHER, SAE FLAT - .25"	
20	NSS	1	CONTROL BOX ASSEMBLY	
21	15509-OC	1	BOLT, nylock - 1/4"	
22	10810-OC	1	WASHER, SAE flat - 1/4"	
23	----	1	BRACKET, auto / manual actuator	
24		1	BATTERY MODULE, (427308)	

Kit or Assembly - includes all items indented underneath.



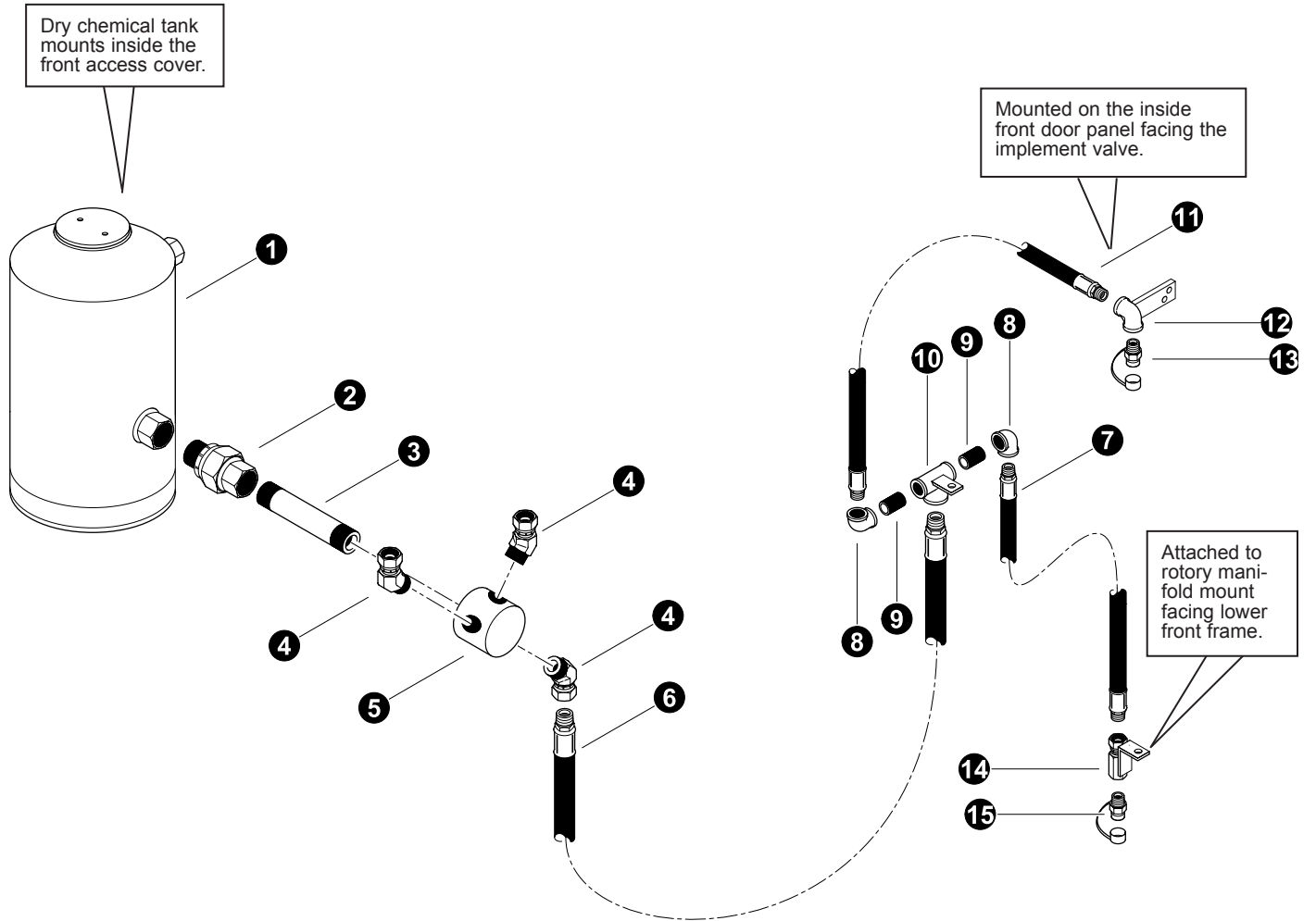
ACTUATION SYSTEM INSTALLATION

REF	PART #	QTY	DESCRIPTION	SEE SECTION
1	REF.	1	 AUTO / MANUAL ACTUATOR ASSEMBLY.....	OC-5
2	21147-OC	1	ELBOW, 90 STREET .25" NPT - BRASS	
3	-OC	1	HOSE ASSEMBLY - 2160 -04-04MP-04MS (<i>Interior auto / manual actuator to nitrogen cylinder</i>)	
4	42513-OC	1	GROMMET, .375 I.D.	
5	-OC	1	SQUIB, ELECTRICAL CONNECTOR (A12129)	
6	REF.	1	 MANUAL ACTUATOR ASSEMBLY	OC-5
7	11372-OC	1	ELBOW, 45 SWIVEL - 1503-4-4	
8	-OC	1	HOSE ASSEMBLY - 2099 -04-04MP-04MS (<i>Exterior manual actuator to nitrogen cylinder</i>)	
9	10320-OC	3	ELBOW, 90 SWIVEL - 1501-4-4	
10	24290-OC	1	BUSHING, REDUCER - 5406-12-4	
11	REF	1	 DRY CHEMICAL TANK ASSEMBLY	OC-5
12	REF.	1	 NITROGEN CYLINDER ASSEMBLY	OC-5
13	-OC		HOSE ASSEMBLY - 2011 -04-04MP-04MS (<i>Dry chemical tank to Nitrogen cylinder</i>)	
14	16778-OC	2	VALVE, check	
15	15567-OC	1	CONNECTOR, STR - 5404-4	
16	21299-OC	1	VALVE, safety relief	
17	16310-OC	1	TEE, BLACK - .25"	
18	50504-OC	40ft	WIRE, DETECTION - LINEAR	

 See reference page for component or assembly breakdown.


IMPORTANT NOTE !

Detection wire needs to be properly routed and isolated away from high temperature items (turbo & exhaust). Improper routing of the detection wire could cause system to not detect fire and to not operate properly. Wire also needs to be properly isolated away from items that could cause damage and wear to the wire. Contact TimberPro if you have any question on the routing of the detection wire.



Parts T3597 05/08
12.5

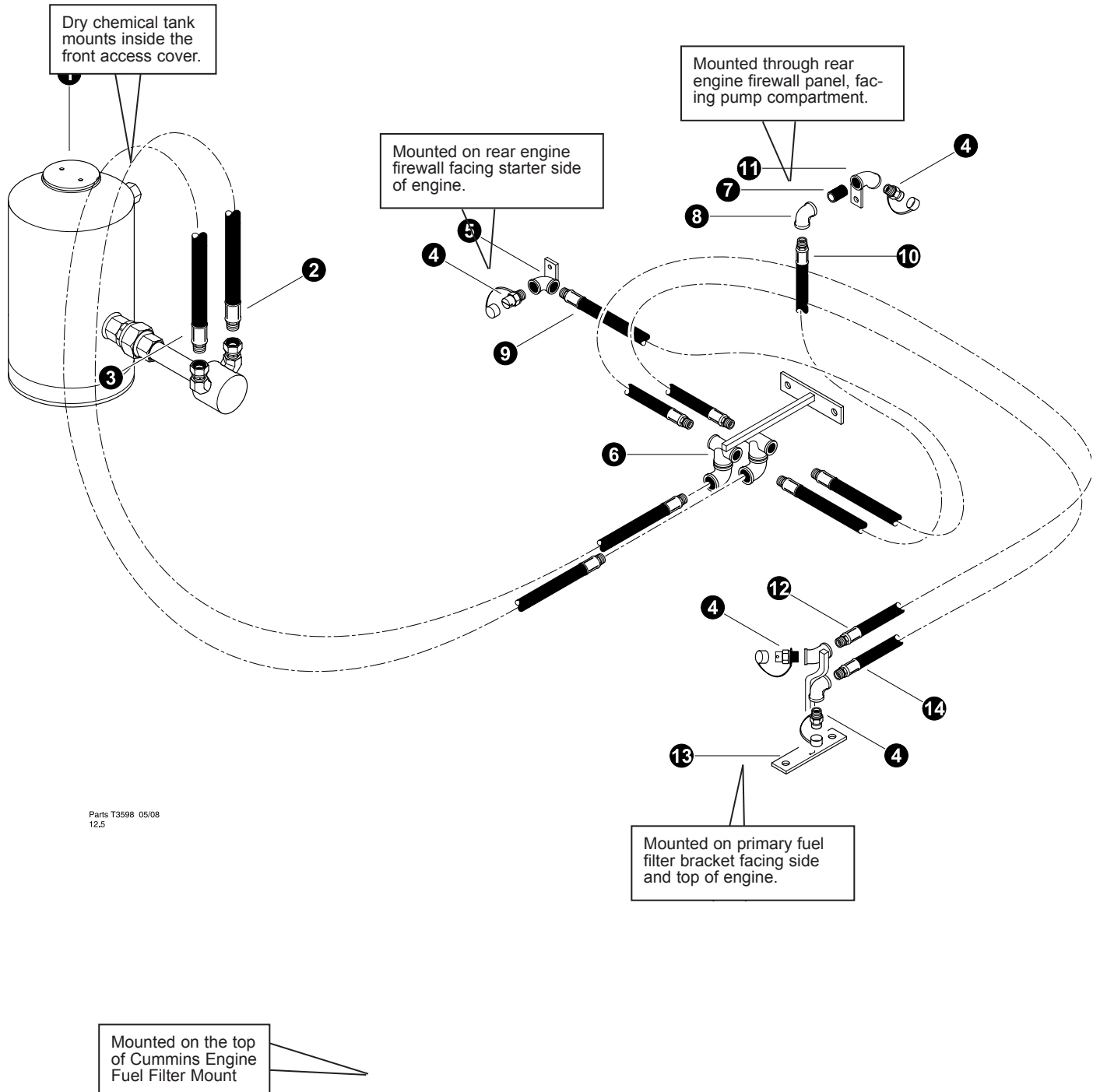
FIRE SUPPRESSION LINES (Dry Chemical Tank To Distributions Tee)

REF	PART #	QTY	DESCRIPTION	SEE SECTION
1	REF	1	 DRY CHEMICAL TANK ASSEMBLY.	OC-5
2	21237-OC	1	UNION	
3	53123-OC	1	NIPPLE, BLACK PIPE - 1" x 4" FIRE SUP.	
4	53184-OC	3	FITTING, ELBOW - 45DEG MALE PIPE	
5	-OC	1	Distribution Block	
6	-OC	1	HOSE ASSEMBLY - 2066-12-12MP-12MS (Dry Chemical Tank distribution block to tee)	
7	-OC	1	HOSE ASSEMBLY - 2031-08-08MP-08MS (Dry Chemical Tank distribution block to tee)	
8	15660-OC	1	ELBOW, BLACK 90 STREET - .5"	
9	16126-OC	1	NIPPLE, CLOSE .5"	
10	53591-OC	1	TEE, FIRE SUPPRESSION - Valve Area	
11	-OC	1	HOSE ASSEMBLY - 2066 -08-08MS-08MP (Valve compartment tee to main control valve nozzle)	
12	53592-OC	1	BRACKET, FIRE NOZZEL - Valve Area	
13	17838-OC	3	NOZZLE, V pattern - .5"	
14	53593-OC	1	BRACKET, FIRE NOZZEL - Rotary Man	
15	16776-OC	1	NOZZLE, Cone pattern - .5"	

 See reference page for component or assembly breakdown.

IMPORTANT NOTE !


Proper routing of fire suppression hoses, nozzle placement and direction of nozzle pattern are very important in the proper operation of the fire suppression system. Please contact TimberPro for any questions you have on proper installation of fire suppression components.



Parts T3598 05/08
12.5

FIRE SUPPRESSION LINES

(Distribution Tee To Engine & Pump Compartments)

REF	PART #	QTY	DESCRIPTION	SEE SECTION
1	REF	1	 DRY CHEMICAL TANK ASSEMBLY.	OC-5
2	-OC	1	HOSE ASSEMBLY - 2087-12-12MP-12MS (Dry Chemical Tank distribution block to engine tee)	
3	-OC	1	HOSE ASSEMBLY - 2090-12-12MP-12MS (Dry Chemical Tank distribution block to engine tee)	
4	17838-OC	1	NOZZLE, V pattern - .5"	
5	53597-OC	1	BRACKET, FIRE NOZZEL - Starter	
6	53594-OC	1	TEE, FIRE SUPPRESSION - Engine	
7	16126-OC	1	NIPPLE, CLOSE .5"	
8	15660-OC	1	ELBOW, BLACK 90 STREET - .5"	
9	-OC	1	HOSE ASSEMBLY - 2035 -08-08MS-08MP (Engine Compartment tee to starter side engine nozzle)	
10	-OC	1	HOSE ASSEMBLY - 2038 -08-08MS-08MP (Engine Compartment tee to pump compartment nozzle)	
11	53595-OC	1	BRACKET, FIRE NOZZEL - pump compartment	
12	-OC	1	HOSE ASSEMBLY - 2050 -08-08MS-08MP (Engine Compartment tee to turbo nozzle)	
13	53596-OC	1	BRACKET, FIRE NOZZEL - Fuel Filter	
14	-OC	1	HOSE ASSEMBLY - 2052 -08-08MS-08MP (Engine Compartment tee to fuel filter side of engine nozzle)	

 See reference page for component or assembly breakdown.

IMPORTANT NOTE !

Proper routing of fire suppression hoses, nozzle placement and direction of nozzle pattern are very important in the proper operation of the fire suppression system. Please contact TimberPro for any questions you have on proper installation of fire suppression components.

THIS PAGE LEFT BLANK FOR NOTES
