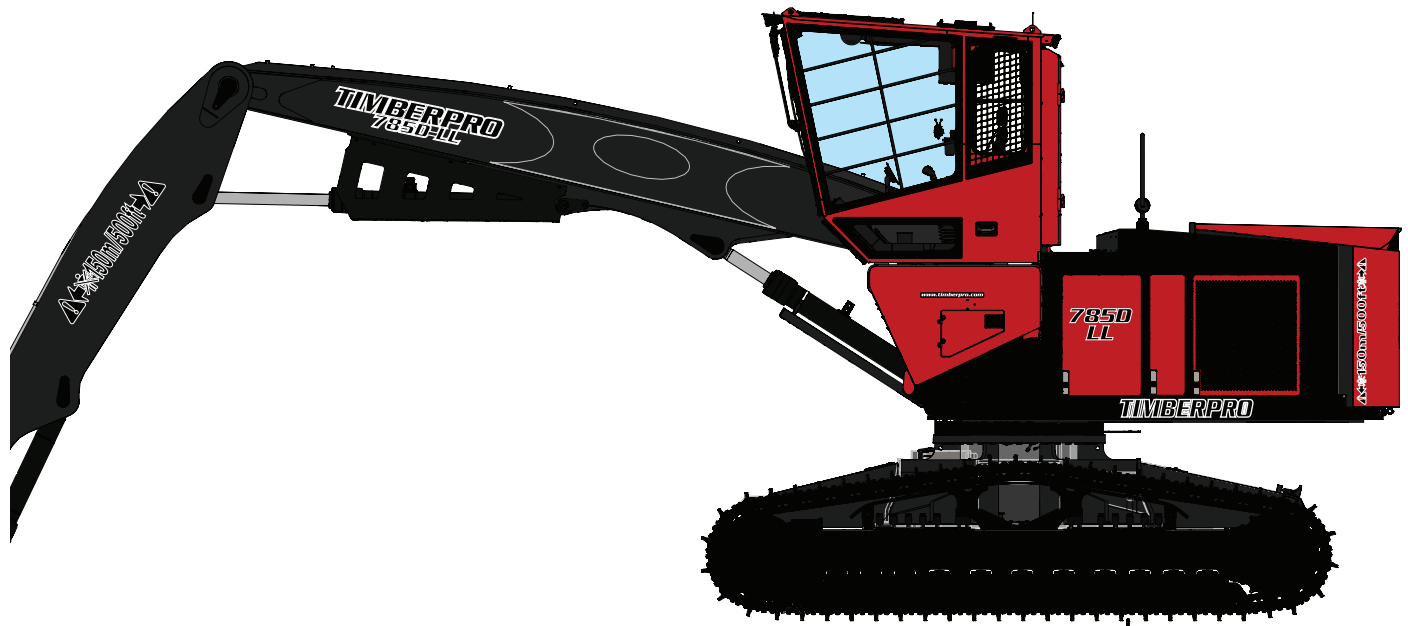
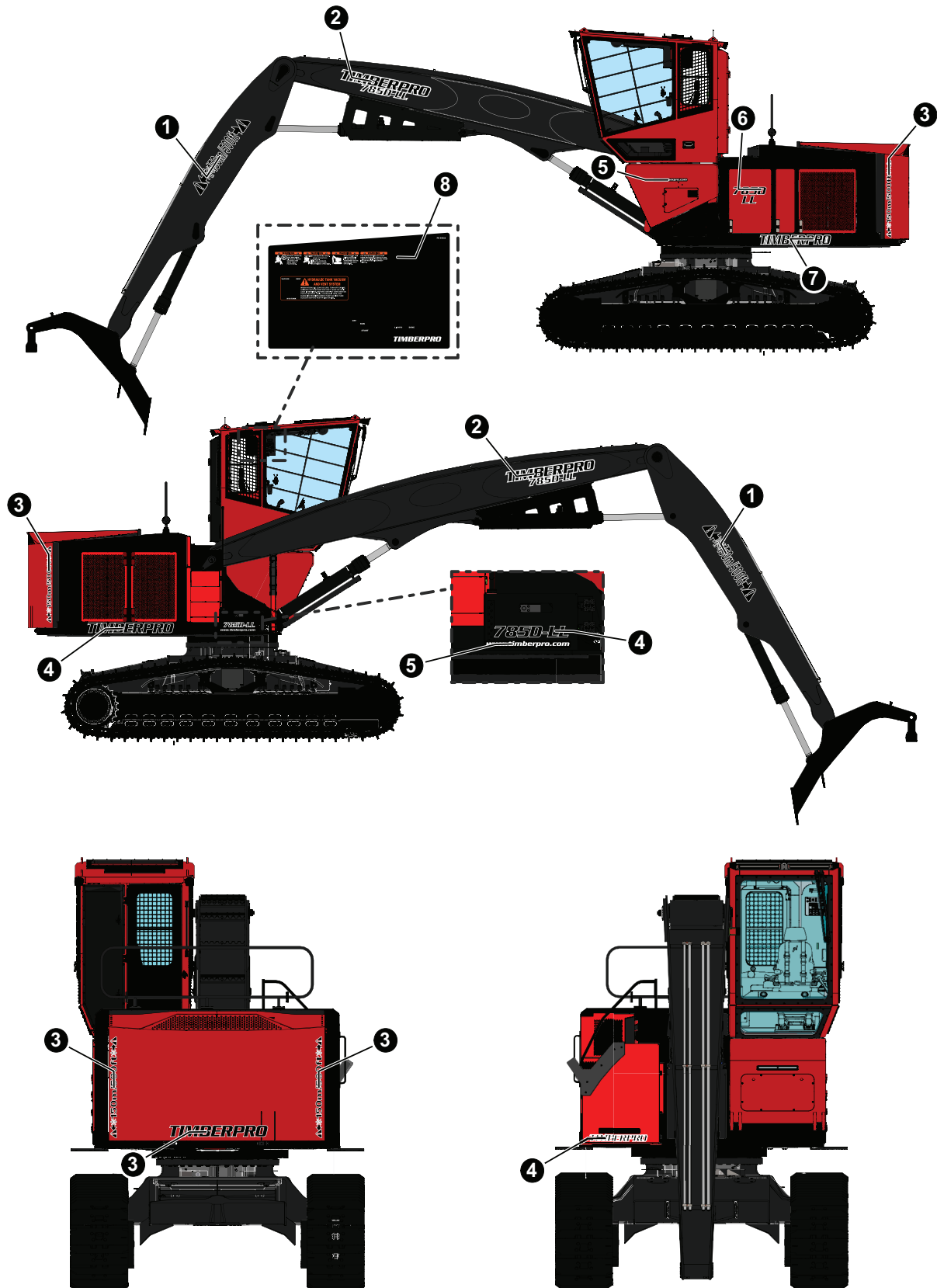


SECTION UP-4 UPPER TURNTABLE DECALS



UPPER TURNTABLE - NV & LV

UPPER TURNTABLE AND BOOM EXTERIOR DECALS



UPPER TURNTABLE - NV & LV

UPPER TURNTABLE AND BOOM EXTERIOR DECALS

REF	PART #	QTY	DESCRIPTION	SEE SECTION
1	57920 (Kit #)	1	DECAL, BOOM Universal Keep Clear (Kit Includes 2 Decals)	
2	59040 (Kit #)	1	DECAL, MODEL # - 785D-LL (Kit Includes 5 Decals; Two TimberPro/785D-LL Decals and Three 785D-LL Decals)	
3	57628 (Kit #)	1	KIT, DECAL - "D" SERIES Outside (Kit Includes 3 Decals: Two Warning Decals One TimberPro " Decal	
4	57628 (Kit #)	1	DECAL, KEEP CLEAR - GULLWING (Kit Includes 3 Decals; Two " Keep Clear " Decals and One " TimberPro " Gullwing Decal)	
5	57908 (Kit #)	1	DECAL, Logos-Web Address (Kit Includes 2 " www.timberpro.com " Decals)	
6	59053	1	DECAL, MODEL # - 785D-LL	
7			NO PART # - No Kit# Shawn says it was custom made.	
8	59022	1	DECAL, DASH - LogLoader	

UPPER TURNTABLE - NV & LV

UPPER TURNTABLE CAB DECALS

1 (KIT ONLY)

TIMBERPRO

CAUTION

SEVERE STRUCTURAL DAMAGE CAN OCCUR IF TAPERED HUB ASSEMBLIES ARE NOT KEPT TIGHT

2 DO NOT tighten 1" bolt

Torque Tapered Hub Retaining Bolts to 100 ft.lbs. (135 Nm)

THE FOLLOWING BREAK-IN PROCEDURE MUST BE PERFORMED:

1. Torque tapered hub retaining bolts after the first 2 hours of operation (5 pivots, 1 pivot if no cab level system).
2. Torque tapered hub retaining bolts each day of operation until the tapered hub is seated (the tapered hub is seated when the retaining bolts no longer loosen with operation).
3. Torque tapered hub retaining bolts after every 50 hours of operation.
4. Visually inspect tapered hub pivots daily.

PNM 1000C

2 (KIT ONLY)

TIMBERPRO

NOTICE

FOR SAFETY, PRACTICE THE FOLLOWING SAFETY MEASURES.

GENERAL SAFETY RULES

1. To operate this piece of machinery YOU MUST BE TRAINED AND QUALIFIED.
2. Study the operator's manual and check your company's regulations and safety procedures.
3. Get to know capabilities and limitations of equipment and correct operating procedures.
4. Operate equipment only when you feel physically fit and not under the influence of alcohol or drugs.
5. Keep a serviceable first aid kit in good order on the vehicle.
6. Maintain a charged fire extinguisher on the vehicle AND KNOW HOW TO USE IT.
7. Do not remove mufflers, spark arrestors, protection guards.
8. Clean out debris from high heat areas, such as engine compartment, on at least a daily basis and always after quitting operations for the day.
9. Keep floor, steps and running boards clean and free of oil, ice, mud and loose objects.
10. Inspect equipment daily for signs of failure or beginning of failure.
11. When fueling, servicing or repairing, set booms on the ground and shut down engine.
12. Controls should not be changed without written consent from the factory.

OPERATING SAFETY MEASURES

1. Check all controls and functions for correct response before beginning work cycle with equipment.
2. Use seat belt at all times when operating the machine.
3. Operate all controls from the operator's station only.
4. When ever leaving the operator's seat, stop the engine. Set booms on the ground so they are not supported by the hydraulics.
5. Be very careful when operating on slopes. Whenever possible, travel straight up or down to minimize possibility of rollover.
6. Be aware of people around the equipment at all times. When engine is running, maintain a safe operating distance between the equipment and other personnel and follow the approved signaling practices.
7. Use recommended protective clothing and devices such as gloves, safety boots, safety hats, goggles and ear protection when necessary.
8. Carry no passengers.

PNM 1000C

WARNING

CALIFORNIA - Proposition 65 Warning
Diesel engine exhaust and some of its constituents are known to the State of California to cause cancer, birth defects, and other reproductive harm.

11

9 (KIT ONLY)


MADE IN U.S.A.

WARNING

Do not store tools or heavy items in this compartment.

10

(KIT ONLY)



3

(KIT ONLY)

WARNING: USE OF THIS ROPS IN A DAMAGED, MODIFIED OR ABUSED CONDITION OR WITH PROHIBITED OVERLOADS IS UNSAFE AND THE OPERATOR PROTECTION IS NO LONGER SUITABLE AND MUST BE REPLACED. ANY ALTERATIONS, MODIFICATIONS, ADD-ONS OR REPAIR WITHOUT THE WRITTEN CONSENT OF MANUFACTURE WILL VOID THE PRODUCT'S WARRANTY, LIABILITY AND CERTIFICATION.

MANUFACTURED FOR: TimberPro, Inc. 1407 Industrial Dr. Shawano, WI 54166 USA	ROLLOVER PROTECTION STRUCTURE (ROPS) CERTIFICATION This ROPS, when properly installed in accordance with TimberPro, Inc. installation instructions and a properly trained operator, meets the certification test weight and criteria established by:	MODEL: 690-SERIES 700-SERIES 800-SERIES
MANUFACTURED BY: Smith Welding 1345 Broadway Rd. Stevens, WI 54184 USA	P/N: 898-2-2667 - 898-2-005 - 898-2-001 P/N: 916 - 052 - 004 - 000 CR-036A-01-007-073 145-036A-2003R-1002-006	TimberPro ROPS #9146 ROPS W/F YEAR: 2018 MAXIMUM MACHINE MASS: 101,616 LBS (46,092 Kg)

4

(KIT ONLY)

NOTICE PN 51720

ALWAYS REPLACE FUSE WITH THE ONE THAT IS SPECIFIED. THIS MACHINE IS EQUIPPED WITH A 24 VDC ELECTRICAL SYSTEM

6

TIMBERPRO TimberPro Inc.
1407 Industrial Dr.
Shawano WI 54166

US Pat. D523029
US Pat. Pending 11/306434
US Pat. Pending 12/741115

PN 5287

7

8 (KIT ONLY)


EMERGENCY ESCAPE

EMERGENCY ESCAPE

EMERGENCY ESCAPE

UPPER TURNTABLE - NV & LV


UPPER TURNTABLE CAB DECALS



12



13



14

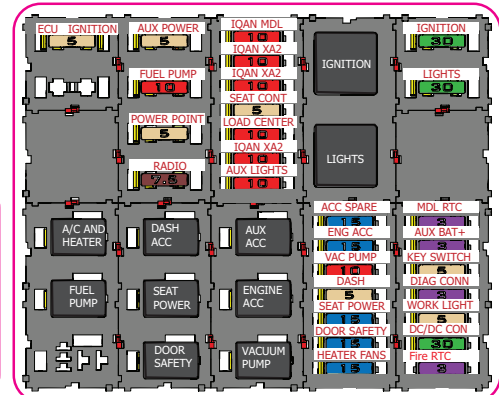


15



16

NOTE:
ALL DECALS ON THIS PAGE ARE
TO ORDERED AS A KIT ONLY



17

55493 KIT DECALS (REF. 1-17)

REF	PART #	QTY	DESCRIPTION	SEE SECTION
-	55493EN	1	KIT, DECAL - "D" SERIES Outside (ENGLISH)	
	55493BR	1	KIT, DECAL - "D" SERIES Outside (BRAZILIAN PORTUGUESE)	
	55493FR	1	KIT, DECAL - "D" SERIES Outside (FRENCH)	
	55493SP	1	KIT, DECAL - "D" SERIES Outside (SPANISH)	
	55493SW	1	KIT, DECAL - "D" SERIES Outside (SWEDISH)	

NOTE:

- Individual replaceable decals from Kit#55493 are listed below.
- Replaceable decals listed below are available in the languages listed above. To order an individual decal in a specific language use the two digit language extension from above. ie: 52827FR

KIT 55493 DECALS THAT CAN ORDERED INDIVIDUALLY

REF	PART #	QTY	DESCRIPTION	SEE SECTION
-	55493 NA		KIT, DECAL - "D" SERIES Outside	
2	180661		DECAL, TAPERED HUB TORQUE	
5	160621		DECAL, CAB OPS INSTRUCTION	
6	215701		BREATHER, SWING GEARBOX - LOHMANN	
7	528271		DECAL, Patent Pend Logo	
11	183371		DECAL, CALIFORNIA DIESEL EXHAUST WARNING	

UPPER TURNTABLE - NV & LV

UPPER TURNTABLE WARNING, INFO, & CAUTION DECALS

KIT DECALS (REF. 1-39)

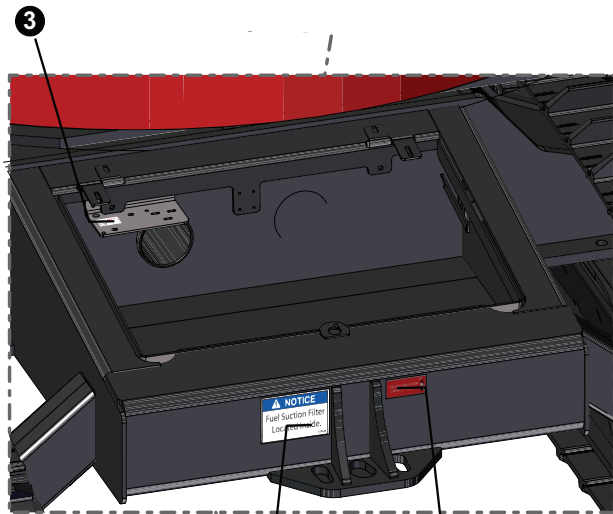
REF	PART #	QTY	DESCRIPTION	SEE SECTION
-	57909EN	1	KIT, DECAL - "D" SERIES Outside (ENGLISH)	
-	57909FR	1	KIT, DECAL - "D" SERIES Outside (FRENCH)	
-	57909SP	1	KIT, DECAL - "D" SERIES Outside (SPANISH)	
-	57909GR	1	KIT, DECAL - "D" SERIES Outside (GERMAN)	
-	57909BR	1	KIT, DECAL - "D" SERIES Outside (Brazilian Portuguese)	

KIT 57909 DECALS THAT CAN ORDERED INDIVIDUALLY

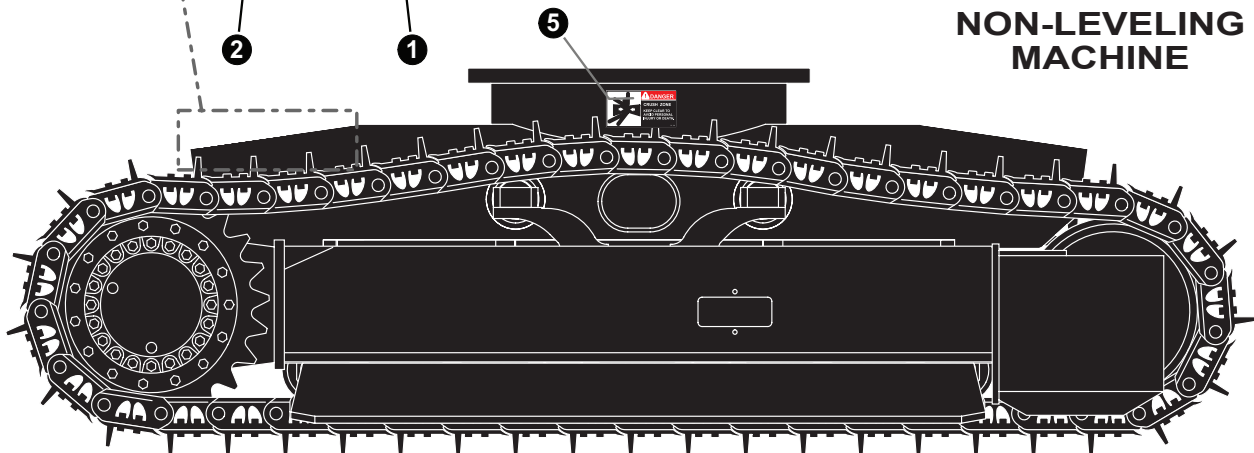
REF	PART #	QTY	DESCRIPTION	SEE SECTION
3	16060	1	DECAL, DANGER CRUSH ZONE	
8	57952	1	DECAL, GREASE POINTS - Upper	
9	53956	1	DECAL, lower man acc warning	
10	51424	1	DECAL, Fuel Filter Location Inside	
11	16607	1	DECAL, PRESSURIZED HYD. TANK	
13	52892	1	DECAL, TIE DOWN	
15	19678	1	DECAL, TIRE PRESSURE	
16	53231	1	DECAL, Aux Hyd Oil Tank	
17	53869	1	DECAL, MOVING PARTS WARNING	
23	52672	1	DECAL, GULLWING SUPPORT WEIGHT WARNING	
24	50424	1	DECAL, TORQUE 2" NUT NOTICE	
26	52715	1	DECAL, GREASE POINTS - squirt 630/830 (NOT USED ON 785 MODEL)	
27	52716	1	DECAL, GREASE POINTS - feller stick 630 (NOT USED ON 785 MODEL)	
28	54766	1	DECAL, Pressure Washing Warning	
29	25959	1	DECAL, DIESEL FUEL ONLY	
30	51927	1	DECAL, Fire Surpression actuator inside	
31	24286	1	DECAL, WELDING NOTICE - 300HP	
32	53869	1	DECAL, MOVING PARTS WARNING	
33	54766	1	DECAL, Pressure Washing Warning	
34	19765	2	DECAL, KEEP CLEAR OF MOVING PARTS	
35	23451	1	DECAL, GREASE FILTER CANISTER	
36	53008	1	DECAL, engine electrical center MDL	
37	51902	1	DECAL, Door Lift Pump Oil	
39	50359	1	DECAL, SECURE COVER CAUTION	

UPPER TURNTABLE - NV & LV

LOWER CARBODY DECALS



NON-LEVELING MACHINE



REF	PART #	QTY	DESCRIPTION	SEE SECTION
1	57909	1	DECAL, Fire Extinguisher Inside (KIT ONLY)	See previous Page
2	51424	1	DECAL, Fuel Suction Filter location	
3	53690	1	DECAL, 200 Hour Grease Notice	
4	50424	2	DECAL, TORQUE 2" NUT NOTICE	
5	16060	4	DECAL, DANGER CRUSH ZONE	

PAGE INTENTIONALLY LEFT BLANK

